


5 tips

to prevent dog bites



Dogs can be your best friends, but sometimes when we are angry or scared we might bite. Let's learn to live together responsibly and safely to prevent being bitten.


1



Don't disturb me or frighten me, particularly when I am eating or tied up.

- Don't disturb me when I am with my toys, my puppies, in a car, behind a fence or when I am asleep or ill.


2



Keep away from me when I am angry or scared.

- When I am angry, I will show my teeth.
- When I am scared, my tail will be between my legs and I will try to run away.

3



Don't move if I approach you when I am not on a lead.

- Stand still like a tree trunk.
- If you fall over, curl up and stay as still and heavy as a rock.

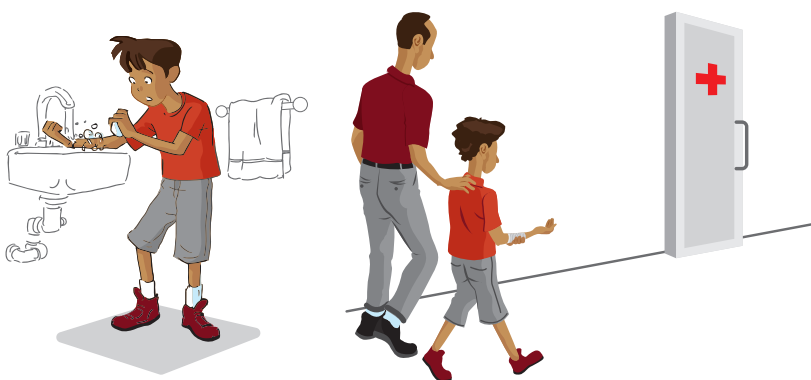
4



Approach me slowly and quietly.

- Ask my owner or your parents/guardian's permission before you touch me. Let me sniff your hand before you touch me. When you stroke me, stroke my back first.

5



If a dog bites you act quickly. Wash the wound with soap and water and look for a first aid centre.

- Remember to tell your parents that you were bitten. Tell them which dog it was and where you were when it bit you.

Rabies is a disease that kills people and dogs. If a dog has rabies and it bites you it can give you the disease. If you are bitten remembering what the dog that bit you looked like and getting medical help can save your life. Don't disturb, mistreat or kill the dog.

Remind your parents, teachers, friends and everyone you know that the best way to stop rabies is to make sure all dogs are vaccinated against it every year.

