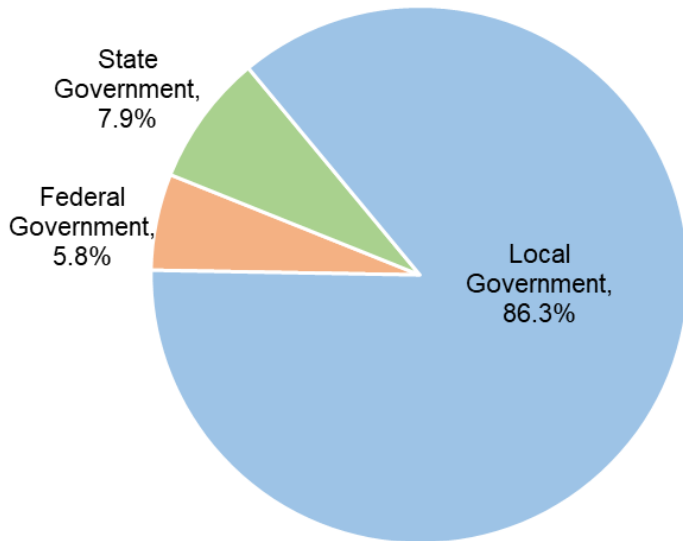


Special Topic: Government Employment... What Makes Up the Public Sector?

Coos County Government Employment Breakdown



If we consider government at all levels (federal, state, and local) as a collective industry, it is one of the largest industries of employment in Southwestern Oregon. This is not uncommon for rural areas where economic diversity is generally lower compared to urban areas.

According to 2022 data from the Oregon Employment Department's Employment and Wages by Industry (QCEW), government accounted for 23.2% of the employment in Coos County. This equates to 5,253 of the 22,678 workers in the county.

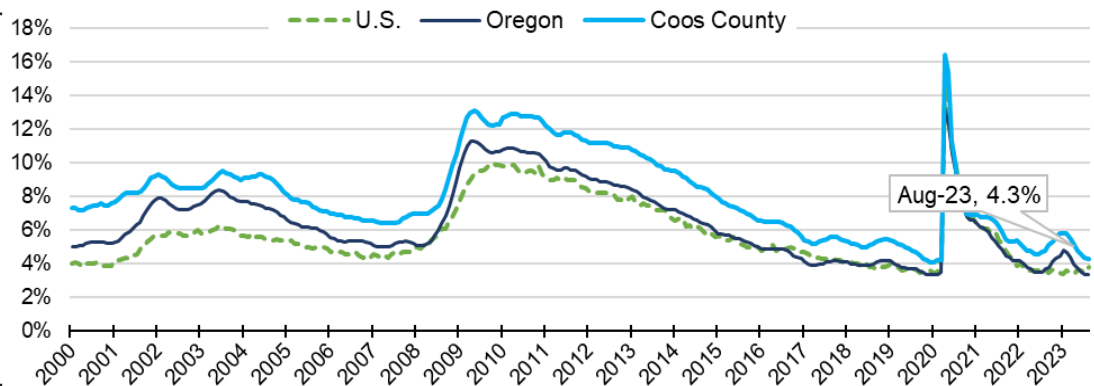
Statewide, by comparison, government was responsible for 14.1% of employment.

Government accounted for **23.2%** of total employment in 2022

Source: Oregon Employment Department Quarterly Employment and Wages (QCEW)

Unemployment Rate at 4.3%

- Unemployment rate August 2022 was 4.8%
- Unemployment rate continued to fall over-the-month



Source: Oregon Employment Department, LAUS

Total nonfarm employment

560

Leisure and hospitality

250

Professional & business services

170

Construction

80

Private education and health services

80

Other services

50

Financial activities

30

Local government

10

Information

0

Wood product manufacturing

-30

Mining and logging

-40

Retail trade

-70

Industry Employment Change: August 2022 to August 2023

Coos County adds 560 jobs over the year

Carlos Diaz—Southern Oregon Workforce Analyst

Carlos.D.Diaz@employ.oregon.gov

(541) 414 - 5325

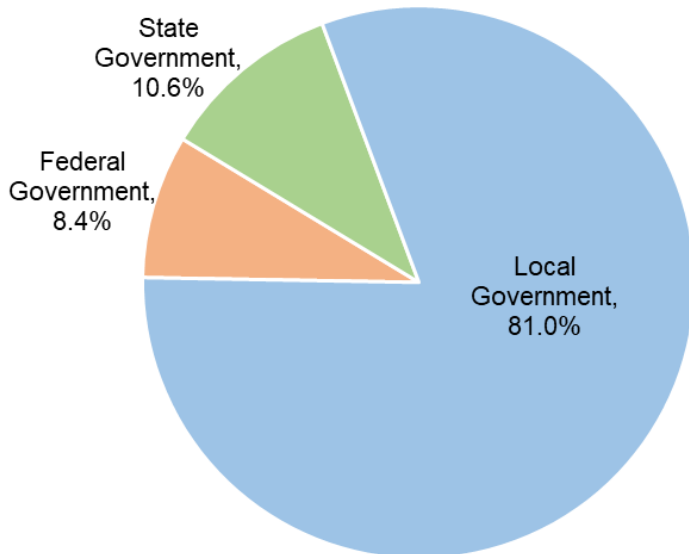
QualityInfo.org: Your source for the latest economic data, highlights, and analysis.

Explore more on Southwestern Oregon's economy here:

[Southwestern Oregon: The Latest Research](#)

Special Topic: Government Employment... What Makes Up the Public Sector?

Curry County Government Employment Breakdown



If we consider government at all levels (federal, state, and local) as a collective industry, it is one of the largest industries of employment in Southwestern Oregon. This is not uncommon for rural areas where economic diversity is generally lower compared to urban areas.

According to 2022 data from the Oregon Employment Department's Employment and Wages by Industry (QCEW), government accounted for 17.4% of the employment in Coos County. This equates to 1,167 of the 6,708 workers in the county.

Statewide, by comparison, government was responsible for 14.1% of employment.

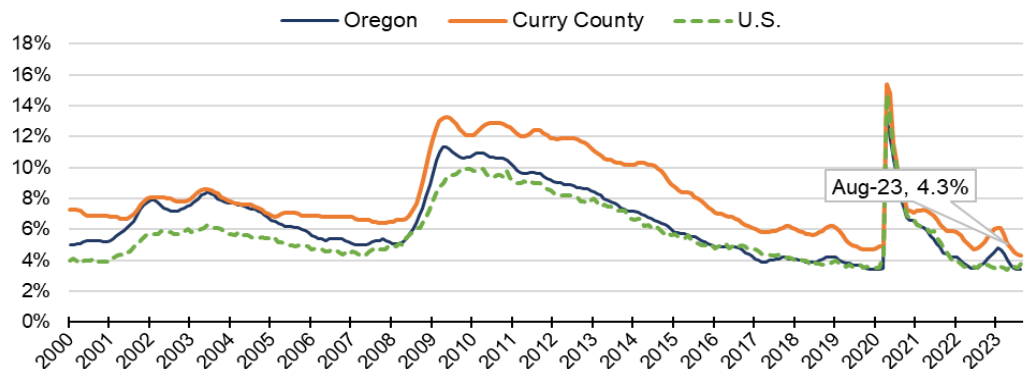
Government accounted for **17.4%** of total employment in 2022

Source: Oregon Employment Department Quarterly Employment and Wages (QCEW)

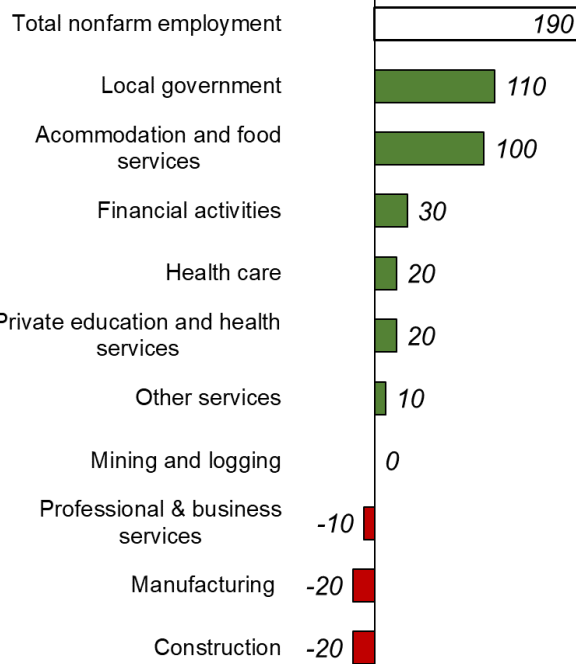
Unemployment Rate at 4.3%

- Unemployment rate August 2022 was 4.9%

[More info on unemployment](#)



Source: Oregon Employment Department, LAUS



Industry Employment Change: August 2022 to August 2023

Curry County adds **190 jobs** over the year

- [Detailed August Employment Press Release](#)

Carlos Diaz—Southern Oregon Workforce Analyst

Carlos.D.Diaz@employ.oregon.gov

(541) 414 - 5325

[QualityInfo.org](#): Your source for the latest economic data, highlights, and analysis.

Explore more on Southwestern Oregon's economy here:

[Southwestern Oregon: The Latest Research](#)

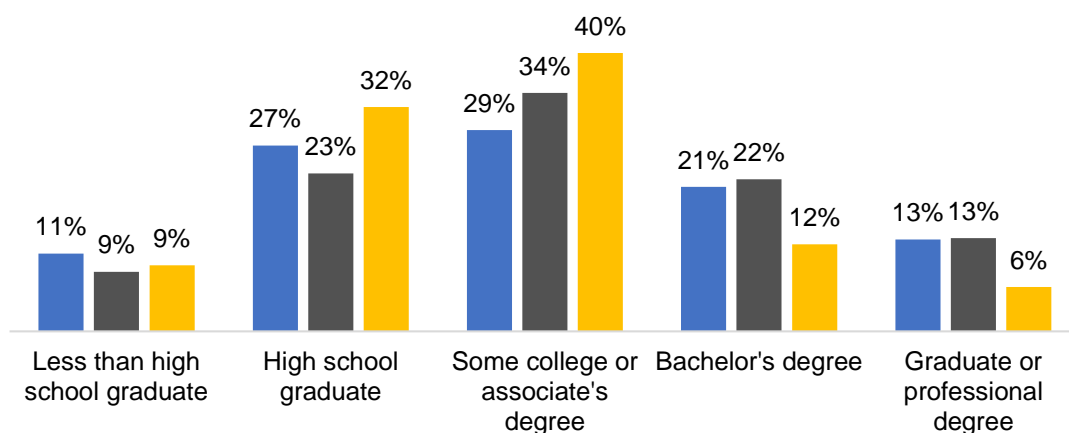
DOUGLAS COUNTY ECONOMIC INDICATORS

September 2023

Graph of the Month: It's back to school time, a good opportunity to catch up on education data. In 2021, more of the Douglas County population had graduated high school than the U.S. population. However, the percentage with a bachelor's degree or more is much lower than in the state and nation.

Educational Attainment, 2021

■ United States ■ Oregon ■ Douglas County



Source: U.S. Census Bureau, American Community Survey

Notable Over-the-Year Employment Changes

August 2022 to August 2023

Leisure and Hospitality: **230** (+6%)

Private Education and Health Services:
200 (+3%)

Manufacturing: **-150** (-3%)

Retail Trade: **-240** (-5%)

All Industries: **-180** (-1%)

Employment change from February 2020 ([seasonally adjusted](#)):
-530 (-1%)

Source: [Oregon Employment Department Current Employment Estimates](#)

News and Articles

Quality Info: [Reedsport-Finding Data on Coastal Douglas](#) by Henry Fields

QualityInfo: [Oregon's Labor Leverage Ratio Shows a Slightly Looser Labor Market](#) by Henry Fields

Oregon Office of Economic Analysis Blog: [2022 Migration: Who Left?](#)

Latest Douglas County Economic Data

Unemployment rate: [4.5%](#)
(seasonally adjusted)

Change from previous year: [-1.0 pct. points](#)

Douglas County population growth, 2000-2022: [11,300](#)
(+11%)

Reedsport population growth, 2000-2022: [-50](#)
(-1%)

Business highlights: [new openings, closings & hiring events](#)

- **Closure:** Paul L Bentley Architect, A.I.A., P.C in Roseburg closed.
- **Expansion:** CHI Mercy Health in Roseburg will undergo a \$35 million upgrade to its operating rooms, emergency department patient care areas, and other facility needs by the end of January 2026.

[QualityInfo.org](#): your source for the latest economic data, highlights and analysis



Manage your subscriptions to this newsletter and other data releases on our [subscription page](#).