



Opioid-Related Overdose Deaths, All Intents, MA Residents – Demographic Data Highlights

Massachusetts Department of Public Health

POSTED: NOVEMBER 2021

This data brief highlights demographic data from confirmed opioid-related overdose deaths for all intents, from January 2021 through September 2021.

Confirmed Opioid-Related Overdose Deaths, All Intents, by Gender: January 2021-September 2021

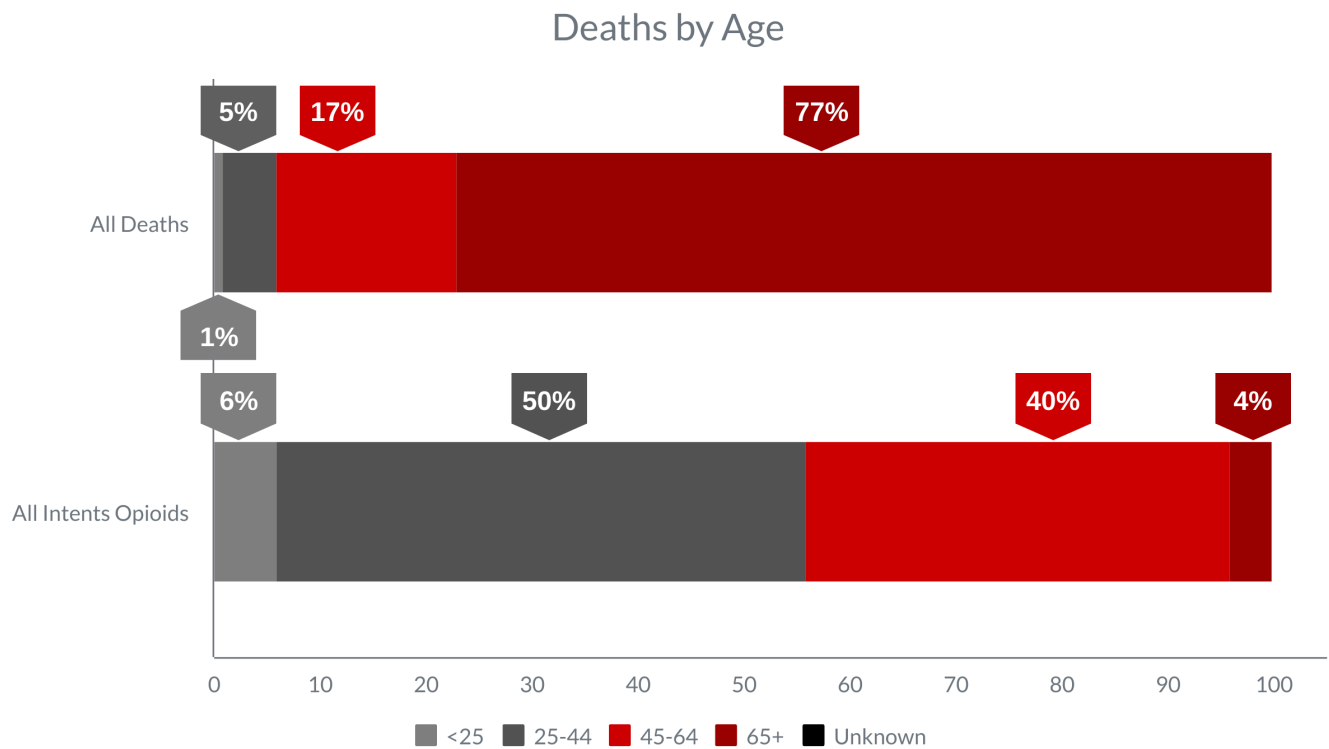
Male	881
Female	330
Total	1,211

Deaths by Gender



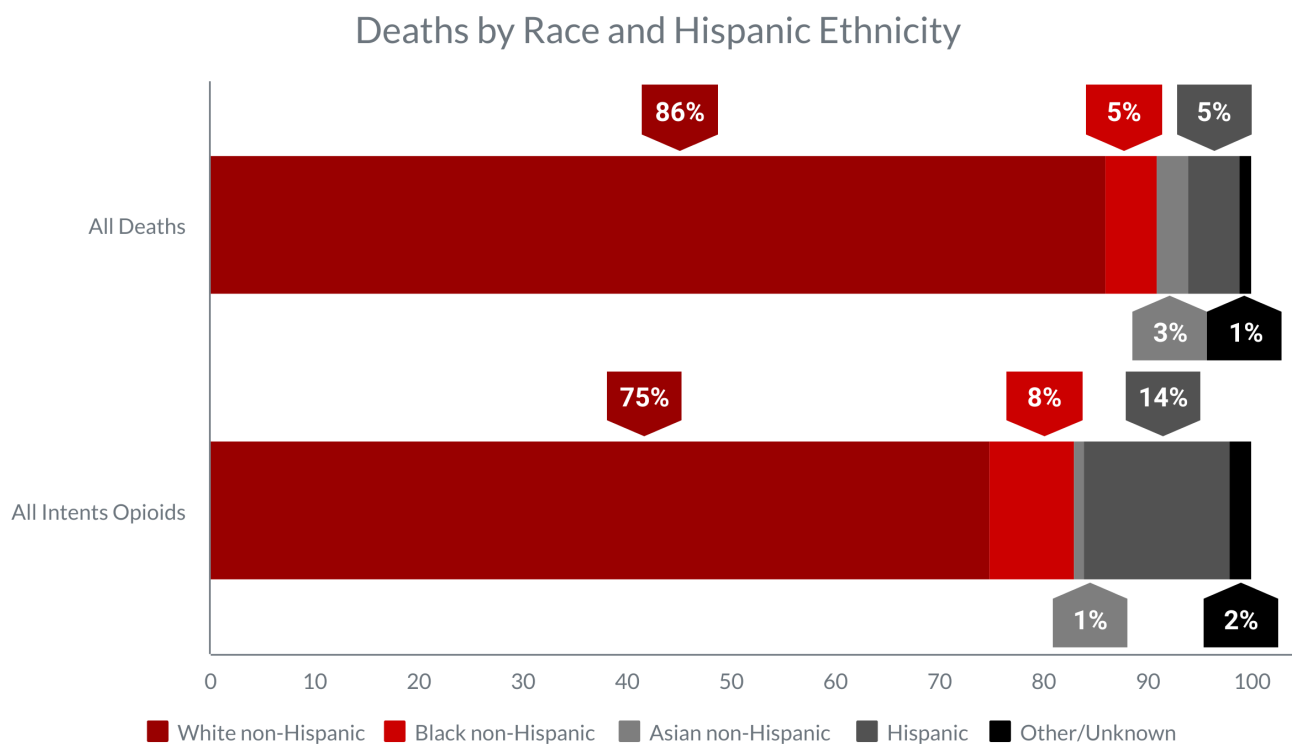
Confirmed Opioid-Related Overdose Deaths, All Intent Compared to All Deaths by Age: January 2021-September 2021

	<15	15-24	25-34	35-44	45-54	55-64	65+	Unknown	Total
All Deaths	245	316	884	1,355	2,275	5,363	35,506	0	45,944
Confirmed Opioid-Related Overdose Deaths, All Intent	0	70	255	350	276	209	51	0	1,211

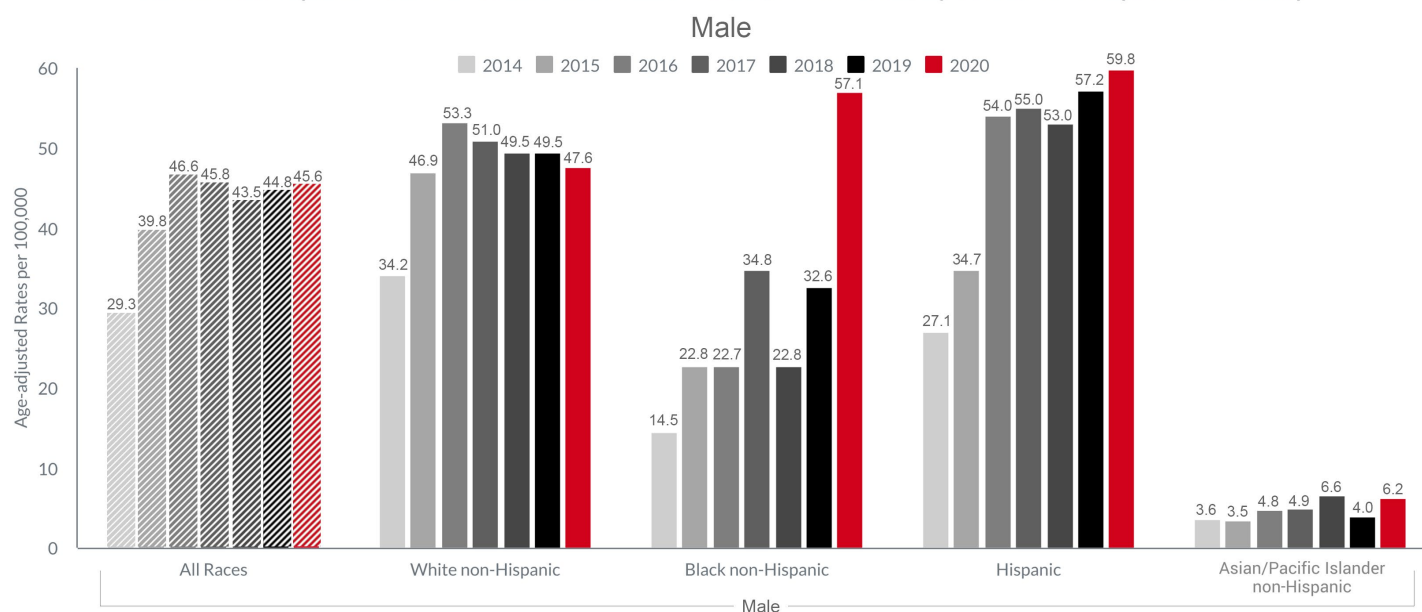


Confirmed Opioid-Related Overdose Deaths, All Intent Compared to All Deaths by Race and Hispanic Ethnicity: January 2021-September 2021

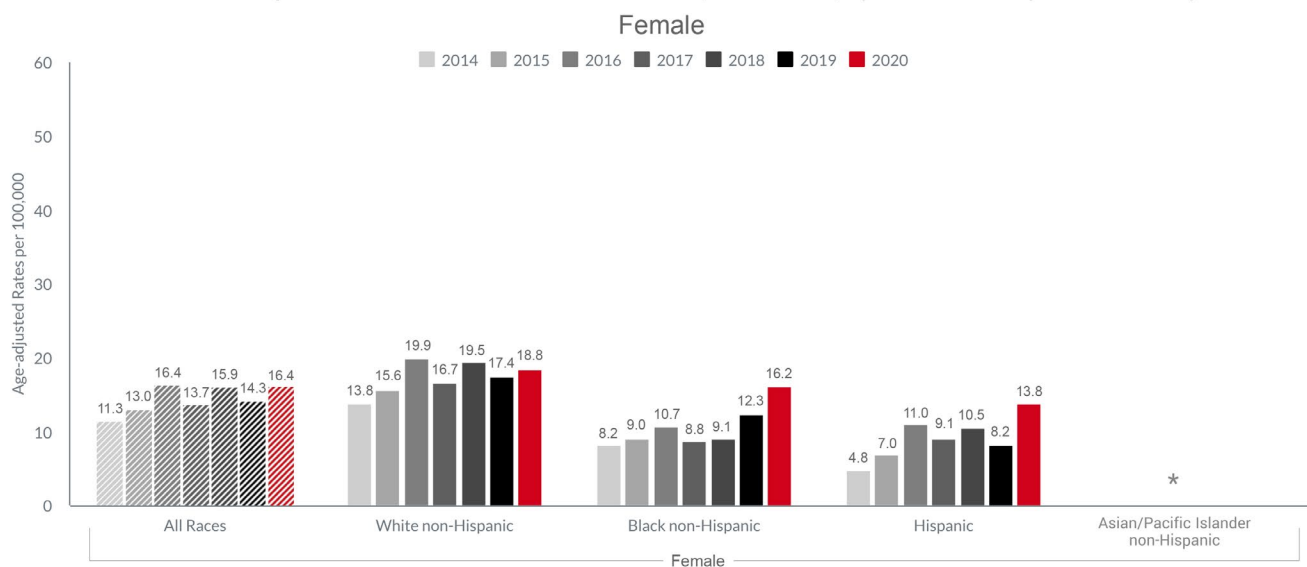
	White non-Hispanic	Black non-Hispanic	Asian non-Hispanic	Hispanic	Other/Unknown	Total
All Deaths	39,286	2,429	1,260	2,433	536	45,944
Confirmed Opioid-Related Overdose Deaths, All Intent	911	92	10	172	26	1,211



Confirmed Opioid-Related Overdose Death Rates, All Intents, by Race and Hispanic Ethnicity

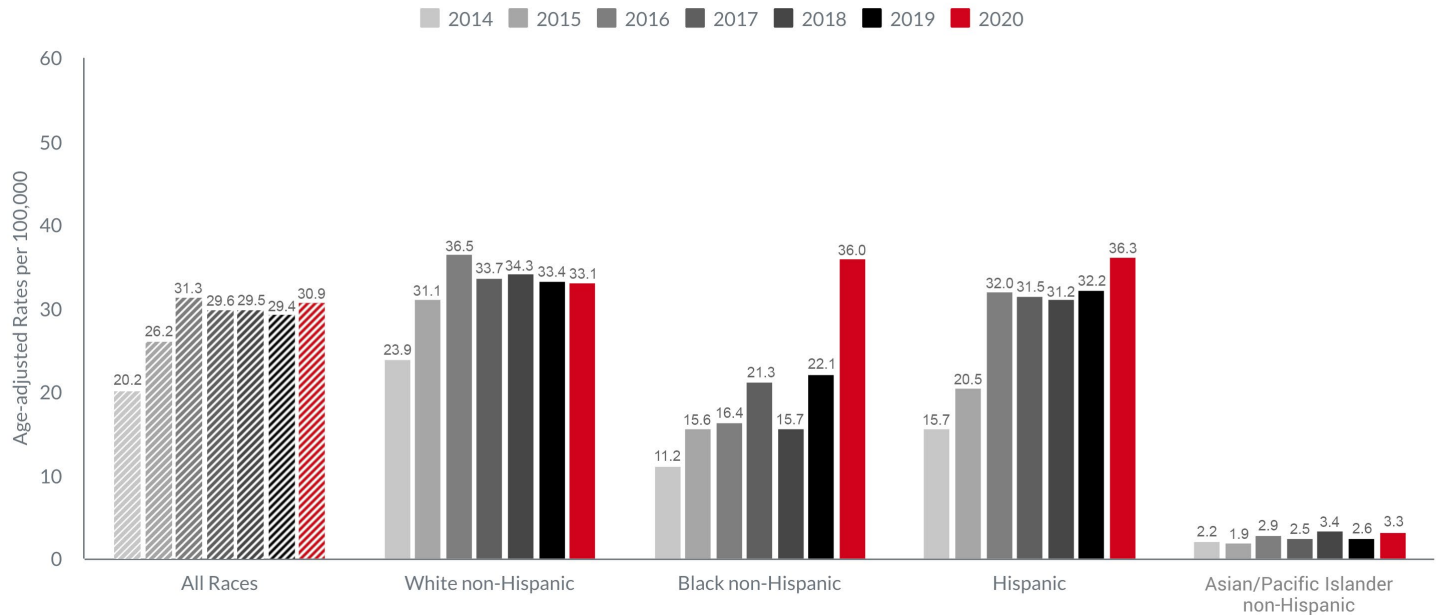


Confirmed Opioid-Related Overdose Death Rates, All Intents, by Race and Hispanic Ethnicity



*Rate calculations based on death counts less than 5 are excluded due to rate instability.

Confirmed Opioid-Related Overdose Death Rates, All Intents, by Race and Hispanic Ethnicity



Technical Notes

- Opioids include heroin, illicitly manufactured fentanyl, opioid-based prescription painkillers, and other unspecified opioids.
- 2017 - 2020 death data are preliminary and subject to updates. Case reviews of deaths are evaluated and updated on an ongoing basis. A large number of deaths have yet to be assigned final cause of death codes. The information presented in this report only includes confirmed cases. Data updated on 10/7/2021.
- Beginning with the May 2017 report, DPH started reporting opioid-related overdose deaths for all intents, which includes unintentional/undetermined and suicide.
- Beginning with the August 2019 report, DPH updated the case definition used to identify opioid-related overdose deaths to match the CDC's case definition. The following International Classification of Disease (ICD-10) codes for mortality were selected from the underlying cause of death field to identify poisonings/overdoses: X40-X44, X60-X64, X85, and Y10-Y14. All multiple cause of death fields were then used to identify an opioid-related overdose death: T40.0, T40.1, T40.2, T40.3, T40.4, and T40.6.

Sources

- Massachusetts Registry of Vital Records and Statistics, MDPH
- Population Estimates: Small Area Population Estimates 2011-2020, version 2018, Massachusetts Department of Public Health, Bureau of Environmental Health. Population estimates used for years following the decennial census were developed by the University of Massachusetts Donahue Institute (UMDI) in partnership with the Massachusetts Department of Public Health, Bureau of Environmental Health.