

# Getting Started as a Student



# Table of Contents

- 3 Register Your Account**
- 4 Watch the Overview Video**
- 5 Build Your Profile**
- 6 Discover Colleges**
- 7 Explore #Posts**
- 8 Explore Events and Programs**
- 9 Build Your List**
- 10 Understand Applying**
- 11 Discover Careers**
- 13 Download the Mobile App**

# Register Your Account

## When Your High School Uses Scoir

If you're invited to join Scoir by your high school, the first thing you need to do is register your account.

You can register your account either via an email invitation from Scoir or a unique URL shared by your high school.

If you're registering from an email invitation, [watch this video](#).

If you're registering from a URL, [watch this video](#).

## When Your High School Doesn't Use Scoir

Since your high school isn't on Scoir, the first thing you'll need to do is create a free account. You can create your account by heading to [app.scoir.com](https://app.scoir.com) and following [these instructions](#).

# Watch the Overview Video

Before jumping ahead, we suggest taking 15 minutes to [watch this overview video](#). After familiarizing yourself with Scoir's key tools and resources, you should feel confident moving on.



# Build Your Profile

## Build out your Scoir Profile with these steps:

- ✓ Go to "[My Profile](#)" in the top menu
- ✓ Make sure your personal details and academic overview are accurate. All of your personal details can be edited by clicking on the blue pencil icon to the right of each category
- ✓ Add your activities, achievements, and a personal bio

## Why is this important?

This may help you establish an approach to your college applications, remind you what sets you apart from others, and make it easier to transfer information over to your college application.

The more information you enter into Scoir, the better your counselor and recommenders can support you during the college search process.

## Export as a resume!

Keep your information in Scoir up-to-date so you can use the [Scoir resume template](#) when needed!



# Discover Colleges

Begin searching for 4-year and 2-year colleges, plus tech and trade schools by following these steps:

- ✓ Go to [Discover](#) and add a few preferences
- ✓ Searching for colleges can be done in multiple ways:
  - My Matches
  - You May Also Like
  - #Posts
  - Searching for colleges directly via the search bar
  - The [Find Your College Match Quiz](#)
  - Events



**TIP:**

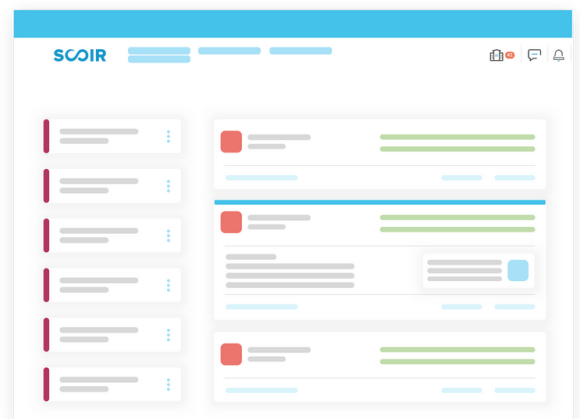
By selecting "All Colleges" you will be able to complete an Advanced Search.

## Make the most of Discover

Explore College Profiles, virtual tours, visits to your school, and other events. Find a school you like? Give it a Follow to save it to My Colleges.

## Compare colleges side-by-side

Don't forget to use Scoir's [College Compare](#) tool to compare up to 4 colleges side-by-side.



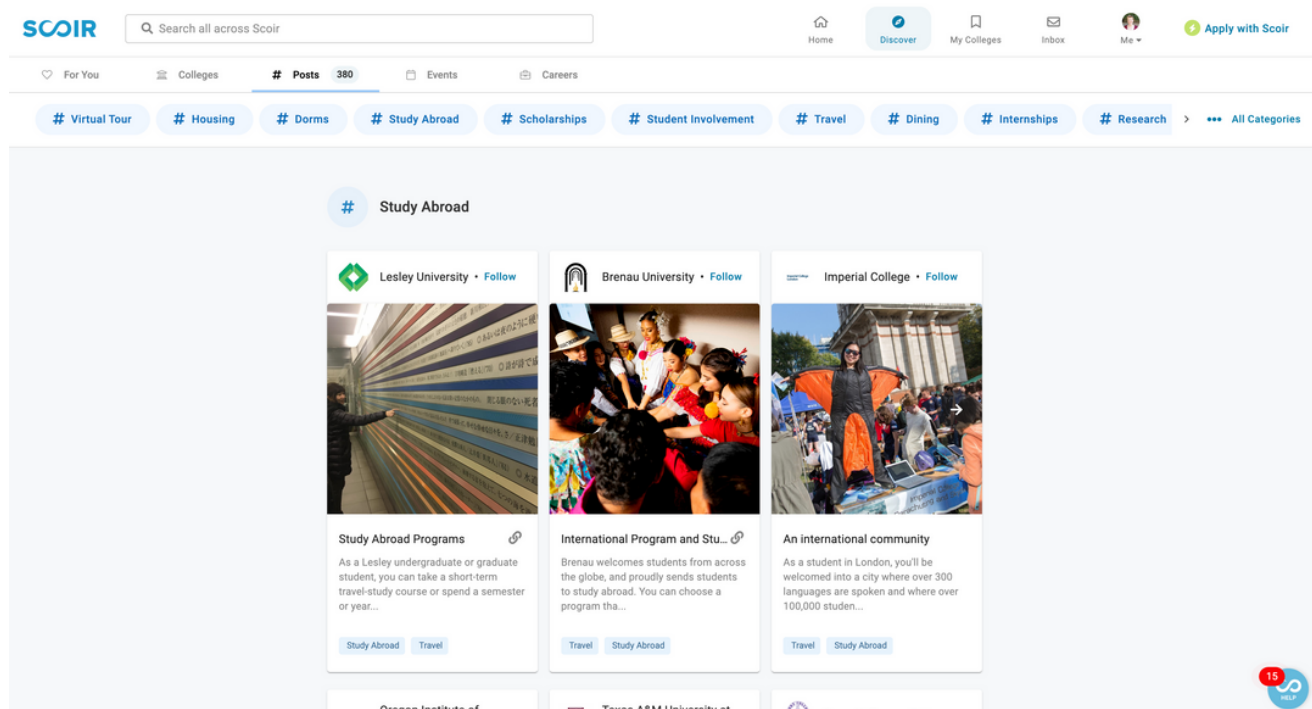
# Explore #Posts

## Get to know colleges

Go to Discover, then #Posts, where you'll find exactly what you are looking for in a college!

Click on any of the suggested categories at the top (from #Dorms to #VirtualTours) or explore all possible posts by clicking "All Categories."

You can access #Posts at any time by entering your search word in the Search Bar at the top of your screen. If you see something you like, Follow the college!



# Explore Events and Programs

## Engage with colleges

Events and Programs are a great way to get to know a college! Whether you're interested in a specific major, a location, or just want to learn more about a college, you can explore upcoming Events and Programs hosted by the schools you're interested in.

Filter Events or Programs to include ones held by colleges on your list, Colleges for You, or all colleges on Scoir. You can also refine your search by Academics or the Event or Program Details. Once you find a Program you're interested in, click to save your spot.

**SCOIR** Search all across Scoir

Home Discover My Colleges Inbox Me

For You Colleges # Posts **Events 13** Programs 54 Careers

All Colleges Biology +2 Type

### Upcoming Events

**The American University of Paris** • Follow

**Online Information Sessions (OIS)**

AUP is home to 1000 global explorers from more than 100 countries. Learn about our academic programs, campus life, housi...

**York College of Pennsylvania** • Follow

**Graham School Of Business On-C...**

Are you interested in a program housed in the Graham School of Business? These information sessions are the perfect way...

**John Carroll University** • Follow

**Spring Preview Day**

Join us on campus for an event specifically geared toward high school students who are beginning the college search proc...

20 HELP



# Build Your List

Keep track of colleges that interest you by following them. This adds the college to your [My Colleges](#) list.

You can access this list at any time and keep track college suggestions from your counselor and/or parent/guardian.

## Why should I Follow colleges on Scoir?

### Receive College Outreach

Colleges on your Following list can send you messages so you can learn more about them. Don't worry! We don't share personal information about you; colleges just know someone is interested.

### Receive College Visit Notifications

Every time a college you are Following schedules a visit with your school on Scoir, you will get a notification. That way, you won't ever miss a visit with the colleges that interest you!

## When should I start Following colleges?

There's no bad time to start Following colleges in Scoir! We encourage you to update this list regularly as your preferences evolve through high school.



# How to Apply with Scoir

## Learn about the application process on Scoir

If your counselor uses Scoir to send application-related documents to colleges, it's important to [review this 6-minute video](#). This video overviews how to request teacher recommendations and notify your counselors to send required application documents, like your transcripts, to the colleges where you're applying.



# Discover Careers

## Take the Career Assessment

Not sure what you want to do after college? We can help!

Take the 5-minute Career Interest Assessment. There are 2 ways to do this for the first time—straight from the student dashboard or by navigating to your profile and choosing “Careers.”

## Take the PrinciplesYou Character Assessment

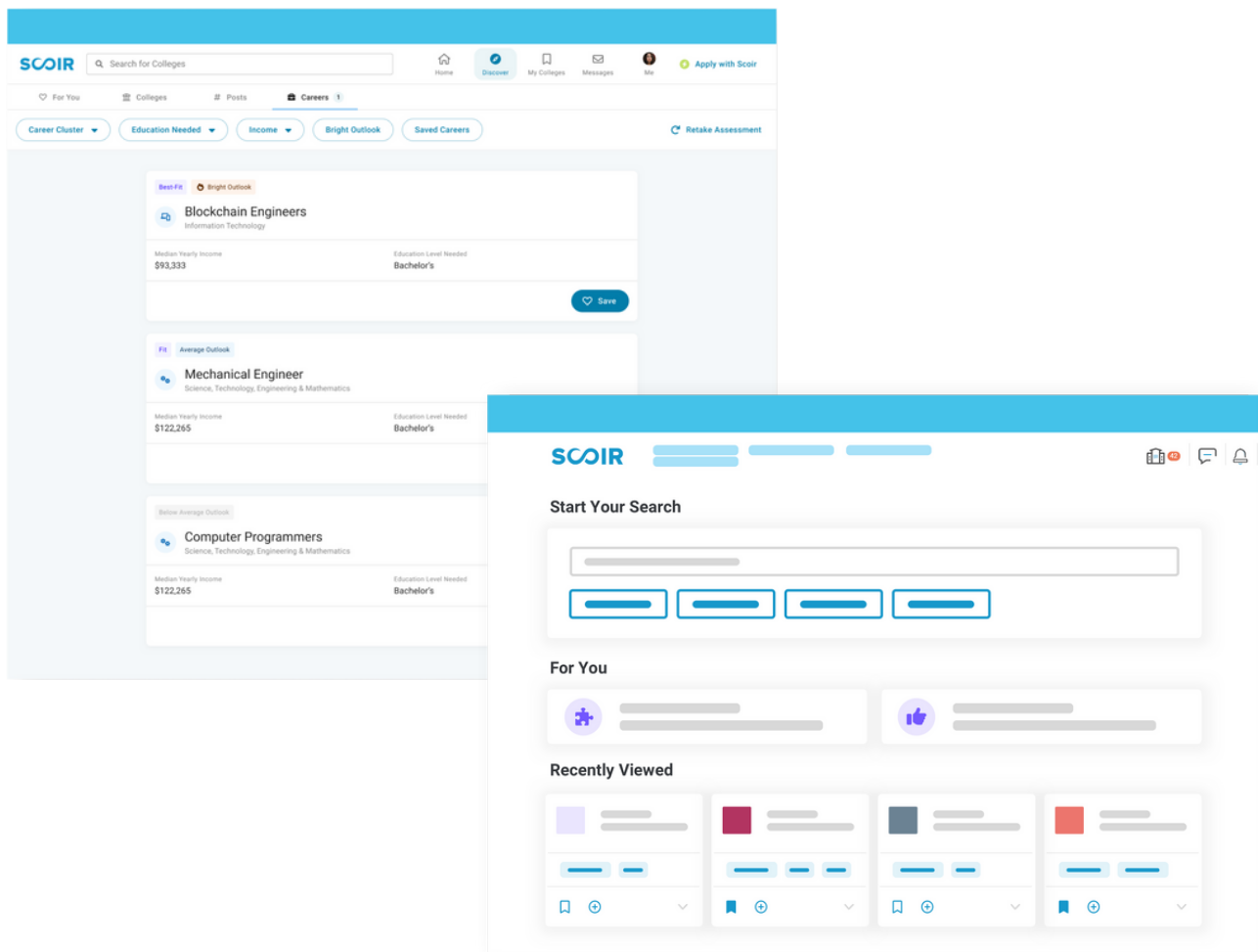
PrinciplesYou is a scientifically validated tool designed for the modern workforce, giving you a better understanding of how you’ll fit in, how jobs match your tendencies, and how you can work with different personalities in different fields. The assessment takes about 30-40 minutes to complete.

You can find the PrinciplesYou Character Assessment in the same places you can find the Career Assessment (the student dashboard or by choosing “Careers.”

# Discover Careers

## Explore More Careers

Once all questions are answered, you can view your Career Matches in the Careers tab in Discover. You'll see best-fit careers, outlook, median income, education level, and a description for even more exploration. You can then explore colleges with majors and areas of study that match your career interests!



# Download the iOS App

- ✓ Download [Scoir's mobile app for iOS](#)
- ✓ Once downloaded, sign in using the email address and password of your registered student account
- ✓ Enable push notifications to receive important messages from your counselor and colleges, plus other alerts



# SCOIR

[www.scoir.com](http://www.scoir.com)



[Create Account](#)

[Log In](#)