



Sheep Manager Enhancements – Version 1.46

Autumn 2022

Contents

Installation Instructions	3
Version 1.46 – Autumn 2022	4
Breeding Reports	4
<i>Current Flock Status</i>	4
<i>Lambing Status Report</i>	4
<i>Service Report</i>	6
<i>Put to Sire</i>	7
Batches Flocks – Number of animals	7
Additional Columns – Other	8
Report Library – Inspector Reports	9
Withdrawal Periods	9
Daily Live Weight Gains Report	10
Animal Medical History Report	10
Filter Medicine Book – exclude ancillary animals	10
New Action – Shearing	11
Urgent Messages	11
Business Details – email address extended	11
Enhancements already on Shelf Version (1.45)	11

Installation Instructions

Windows 8, Windows 10 and Windows 11 Operating Systems only.



***Please note** – Windows 7 and Windows Server 2008 are no longer supported by Microsoft and, as such, pose a security risk. This version of Sheep Manager **will not install** onto machines that still use this operating system. Any data that needs to be fixed by our support team will be updated using this version so it is important that you upgrade, or you may lose access to your data. Please contact Farmplan to discuss upgrading your PC if this is applicable.

- Before you start, ensure that you have read about the enhancements.
- You will not be able to load this version of the program if your licence has expired. If you are getting messages telling you that your licence has expired but you have renewed your contract, take the option **File – Licence – Get Key** BEFORE you load this version of the program.
- Remember to make an up-to-date backup of your Sheep Manager data.
- The option to install the latest version of the program can be found under **Livestock** in the **Support & Downloads** area of the Farmplan website (www.farmplan.co.uk). You will need your customer number.
- Make sure that all Farmplan programs are closed.
- Follow the on-screen instructions to '**Download**'. The exact procedure will vary according to the version of Windows and browser that you use but just follow the instructions on the screen. You will download a file called **setup.exe**, supplied by LNRS Data Services (our parent company), which should then be 'Run'.
- If Windows SmartScreen (a warning message) appears to block the installation, click on **More Information** and then **Run Anyway**.
- A black box may appear on your screen during the installation. Ignore it – it will disappear when the installation is complete
- If you encounter any installation issues it is worth repeating the installation process by right clicking on the setup.exe file and running as administrator.
- When the installation is complete go into the program – your data will be automatically updated to run with the new version (1.46) of the program.

Version 1.46 – Autumn 2022

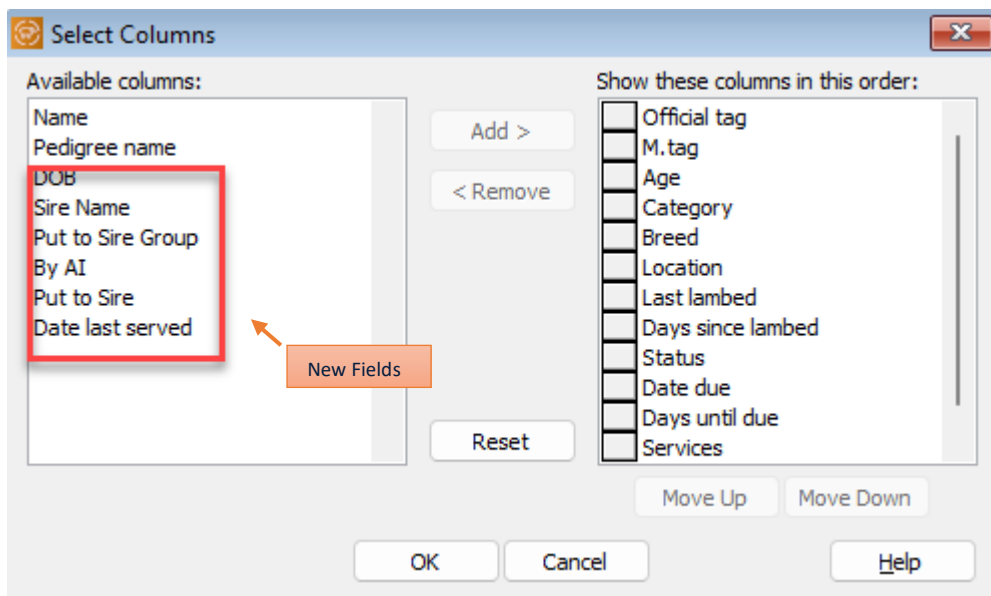
This document contains a summary of all changes that have been made since the last major update of the program. Please note that full details of each change to this version of the program can be found in the option **Help – Version 1.46 – Autumn 2022**. If you would like help or more information about any of the changes in the program, please contact our Software Support team on 01594 545022.

Breeding Reports

Sheep Manager already contains detailed reports about the status of each breeding animal both on the screen and as a report. To further enhance the management information available we have increased the number of reporting fields throughout the program.

Current Flock Status – this screen display is available from the **Breeding Section** on the side bar. It contains a number of columns with details of the current breeding status of each breeding ewe and gimmer.

The default layout can be customised to select additional columns to this display by using the **Columns** button or by **RIGHT CLICKING** on the column heading bar.



The columns on the right-hand side are the ones that are currently displayed but a number of additional columns can be selected from the left by highlighting the one that you want to add and clicking on **Add**.

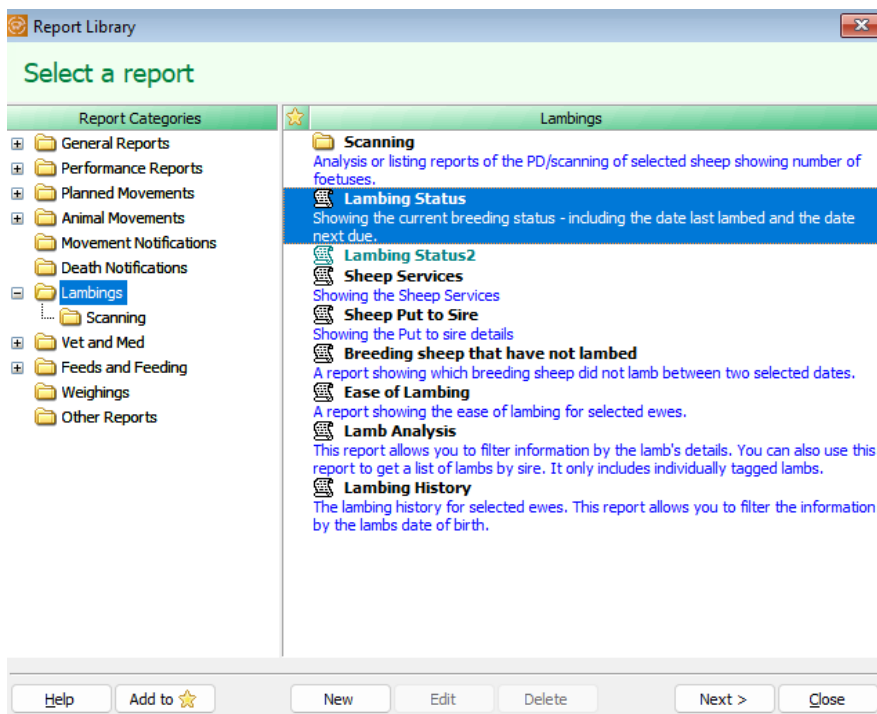
To rearrange the order of the columns, click on the one that you want to move and use the **Move Up** and **Move Down** buttons.

NB you may wish to experiment with this because, of course, the number of columns that can be displayed is limited by the width of your screen. Columns can be removed and clicking on **Reset** will return the layout to the Farmplan default.

Remember that you can sort the order of the records displayed by clicking on their heading.

Lambing Status Report – A similar report is available from the **Report Library**. In addition to being able to customise the columns on it, you can also filter it by a number of different factors.

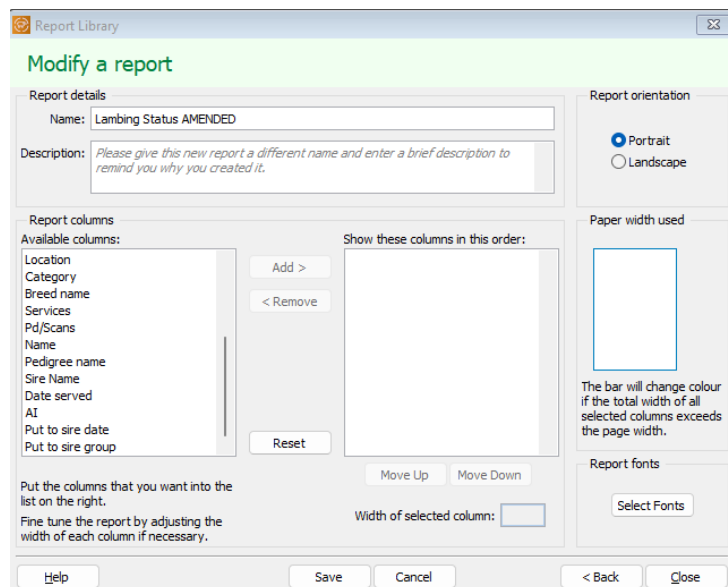
In **Report Library – Lambings –Lambing Status**, select the **New** button at the bottom of the screen.



From here you will be able to select the columns that you wish to **Add** to the report. Like the screen version, you can move the order of the columns and also change their widths. You will be limited by the size of an A4 sheet of paper but can change the layout to landscape to make it wider.

The new fields available include:

- Category
- Breed name
- Services
- PD/Scans
- Name
- Pedigree Name
- Sire Name
- Date served
- AI
- Put to sire date
- Put to sire group



Once you have saved your new layout, you will be taken the **Order** and **Filter** screen to further customise the data to be reported. Full instructions are included in the program's Help.

You can add multiple new report layouts to cover different reporting requirements.

In addition to enhancing the information available on the existing breeding status reports we have added 2 new reports to provide more management details.

Service Report – this report has been designed to replicate the columns which are already available on from the **Side Bar –Sheep Services**. It is located in the **Report Library – Lambings** and has the additional benefits of the ability to be filtered, ordered and sorted.

Sheep Services
For the period 01/01/2020 to 31/12/2021
Grouped by sire name and ordered by date served

Official tag	Mgmt tag	Name	Served	By AI	Due/DOB	Sire Tag	Sire
--------------	----------	------	--------	-------	---------	----------	------

Alton Oliver

UK 0 320895 00005		UK 0 320895 00005	11/09/2020	No	06/02/2021	UK 0 987654 00014	Alton Oliver
-------------------	--	-------------------	------------	----	------------	-------------------	--------------

1 animals listed

Archie

UK 0 320895 00001		UK 0 320895 00001	30/08/2020	No	25/01/2021	UK 0 320895 00023	Archie
UK 0 320895 00038		UK 0 320895 00038	30/08/2020	No	25/01/2021	UK 0 320895 00023	Archie
UK 0 320895 00022		UK 0 320895 00022	30/08/2020	No	25/01/2021	UK 0 320895 00023	Archie
UK 0 320895 00012		UK 0 320895 00012	30/08/2020	No	25/01/2021	UK 0 320895 00023	Archie
UK 0 320895 00025		UK 0 320895 00025	30/08/2020	No	25/01/2021	UK 0 320895 00023	Archie
UK 0 320895 00058		UK 0 320895 00058	30/08/2020	No	25/01/2021	UK 0 320895 00023	Archie
UK 0 320895 00005		UK 0 320895 00005	30/08/2020	No	25/01/2021	UK 0 320895 00023	Archie
UK 0 320895 00043		UK 0 320895 00043	30/08/2020	No	25/01/2021	UK 0 320895 00023	Archie
UK 0 320895 00060		UK 0 320895 00060	30/08/2020	No	25/01/2021	UK 0 320895 00023	Archie
UK 0 320895 00004		UK 0 320895 00004	30/08/2020	No	25/01/2021	UK 0 320895 00023	Archie
UK 0 320895 00008		UK 0 320895 00008	30/08/2020	No	25/01/2021	UK 0 320895 00023	Archie
UK 0 320895 00016		UK 0 320895 00016	30/08/2020	No	25/01/2021	UK 0 320895 00023	Archie
UK 0 320895 00074		UK 0 320895 00074	30/08/2020	No	25/01/2021	UK 0 320895 00023	Archie
UK 0 320895 00054		UK 0 320895 00054	30/08/2020	No	25/01/2021	UK 0 320895 00023	Archie
UK 0 320895 00037		UK 0 320895 00037	30/08/2020	No	25/01/2021	UK 0 320895 00023	Archie
UK 0 320895 00011		UK 0 320895 00011	30/08/2020	No	25/01/2021	UK 0 320895 00023	Archie
UK 0 320895 00010		UK 0 320895 00010	30/08/2020	No	25/01/2021	UK 0 320895 00023	Archie
UK 0 320895 00048		UK 0 320895 00048	30/08/2020	No	25/01/2021	UK 0 320895 00023	Archie
UK 0 320895 00021		UK 0 320895 00021	30/08/2020	No	25/01/2021	UK 0 320895 00023	Archie
UK 0 320895 00062		UK 0 320895 00062	30/08/2020	No	25/01/2021	UK 0 320895 00023	Archie
UK 0 320895 00027		UK 0 320895 00027	30/08/2020	No	25/01/2021	UK 0 320895 00023	Archie
UK 0 320895 00049		UK 0 320895 00049	30/08/2020	No	25/01/2021	UK 0 320895 00023	Archie
UK 0 320895 00082		UK 0 320895 00082	30/08/2020	No	25/01/2021	UK 0 320895 00023	Archie
UK 0 320895 00046		UK 0 320895 00046	30/08/2020	No	25/01/2021	UK 0 320895 00023	Archie
UK 0 320895 00075		UK 0 320895 00075	30/08/2020	No	25/01/2021	UK 0 320895 00023	Archie
UK 0 320895 00076		UK 0 320895 00076	30/08/2020	No	25/01/2021	UK 0 320895 00023	Archie
UK 0 320895 00024		UK 0 320895 00024	30/08/2020	No	25/01/2021	UK 0 320895 00023	Archie

27 animals listed

Put to Sire – there is also a new report, found in **Report Library –Lambings**, which shows the details of animals allocated to ‘Put to Sire’ groups. This report can also be grouped, ordered, and filtered to give the relevant management details of each ‘Put to Sire’ record.

Sheep Put to Sire
Earliest Due date 01/01/2022 to 21/11/2022
Grouped by put to sire group and ordered by official tag

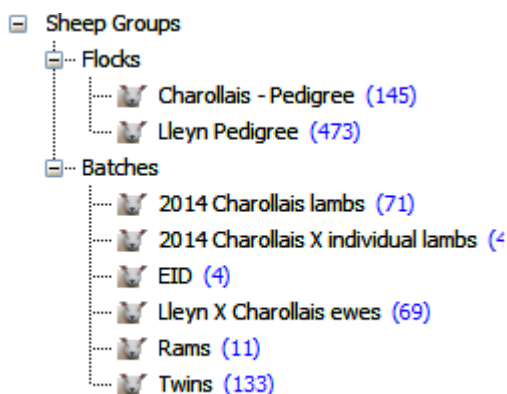
Official tag	Mgmt tag	Name	Age	Category	Breed	Start date	Finish date	Earliest due date
George and Eddie								
UK 0 320895 01431		UK 0 320895 01431	3 y	Ewe	Lleyn	01/10/2021	31/12/2021	26/02/2022
UK 0 320895 01431		UK 0 320895 01431	3 y	Ewe	Lleyn	01/10/2021	31/12/2021	26/02/2022
UK 0 320895 01432		UK 0 320895 01432	3 y	Ewe	Lleyn	01/10/2021	31/12/2021	26/02/2022
UK 0 320895 01432		UK 0 320895 01432	3 y	Ewe	Lleyn	01/10/2021	31/12/2021	26/02/2022
UK 0 320895 01433		UK 0 320895 01433	3 y	Ewe	Lleyn	01/10/2021	31/12/2021	26/02/2022
UK 0 320895 01433		UK 0 320895 01433	3 y	Ewe	Lleyn	01/10/2021	31/12/2021	26/02/2022
UK 0 320895 01434		UK 0 320895 01434	3 y	Ewe	Lleyn	01/10/2021	31/12/2021	26/02/2022
UK 0 320895 01434		UK 0 320895 01434	3 y	Ewe	Lleyn	01/10/2021	31/12/2021	26/02/2022
UK 0 320895 01435		UK 0 320895 01435	3 y	Ewe	Lleyn	01/10/2021	31/12/2021	26/02/2022
UK 0 320895 01435		UK 0 320895 01435	3 y	Ewe	Lleyn	01/10/2021	31/12/2021	26/02/2022
UK 0 320895 01436		UK 0 320895 01436	3 y	Ewe	Lleyn	01/10/2021	31/12/2021	26/02/2022
UK 0 320895 01436		UK 0 320895 01436	3 y	Ewe	Lleyn	01/10/2021	31/12/2021	26/02/2022
UK 0 320895 01437		UK 0 320895 01437	3 y	Ewe	Lleyn	01/10/2021	31/12/2021	26/02/2022
UK 0 320895 01437		UK 0 320895 01437	3 y	Ewe	Lleyn	01/10/2021	31/12/2021	26/02/2022
UK 0 320895 01481		UK 0 320895 01481	3 y	Ewe	Lleyn	01/10/2021	31/12/2021	26/02/2022

Batches Flocks – Number of animals

Animals can be allocated to one flock, plus any number of user defined batches in order to be able to filter them out for actions such as treatments or to pick specific animals in a report.

The animals in each group can be viewed by using the Groups option at the bottom of the **Inspector** screen which is accessed from the Side Bar.

This has been enhanced to add the number of animals in each group in brackets:



Additional Columns – Other

In addition to adding new columns on the Breeding Status report, we have also added the ability include several other columns on other screen displays.

As above, simply RIGHT click on the heading bar to see the screen to add extra fields to the relevant screens.

Sheep Inspector > Individually Identified > All Categories

Official tag	M.tag	Age	Category	Breed	Location	Name
UK 0 103635 00008		3 y	Ram	LL	Warren Farm, Field One	Eddie
UK 0 123456 00040		22 m	Ewe	CH	Greenway Farm, Main Yard	
UK 0 123456 00041		21 m	Gimmer	CH	Greenway Farm, Upper Brook...	
UK 0 123456 00047		22 m	Ewe	CH	Greenway Farm, Main Yard	
UK 0 123456 00051		22 m	Ewe	CH	Greenway Farm, Main Yard	
UK 0 123456 00052		19 m	Gir	CH	Greenway Farm, Main Yard	
UK 0 123456 00053		22 m	Gir	CH	Greenway Farm, Main Yard	
UK 0 123456 00060		21 m	Gir	CH	Greenway Farm, Main Yard	
UK 0 123456 00089		18 m	S/F	CH	Greenway Farm, Main Yard	
UK 0 123456 00090		18 m	Gir	CH	Greenway Farm, Main Yard	
UK 0 123456 00091		18 m	S/F	CH	Greenway Farm, Main Yard	
UK 0 123456 00092		18 m	S/F	CH	Greenway Farm, Main Yard	
UK 0 123456 00093		18 m	Gir	CH	Greenway Farm, Main Yard	
UK 0 123456 00094		18 m	S/F	CH	Greenway Farm, Main Yard	
UK 0 123456 00095		18 m	Gir	CH	Greenway Farm, Main Yard	
UK 0 123456 00096		18 m	S/F	CH	Greenway Farm, Main Yard	
UK 0 123456 00097		18 m	S/F	CH	Greenway Farm, Main Yard	
UK 0 123456 00098		18 m	S/F	CH	Greenway Farm, Main Yard	
UK 0 123456 00099		18 m	Gir	CH	Greenway Farm, Main Yard	
UK 0 123456 00100		18 m	S/F	CH	Greenway Farm, Main Yard	
UK 0 123456 00101		18 m	Gir	CH	Greenway Farm, Main Yard	
UK 0 123456 00102		18 m	S/F	CH	Greenway Farm, Main Yard	
UK 0 123456 00103		18 m	S/F	CH	Greenway Farm, Main Yard	
UK 0 123456 00104		18 m	Gimmer	CH	Greenway Farm, Upper Brook...	
UK 0 123456 00105		18 m	S/F Male	CHX	Greenway Farm, Upper Brook...	

New columns include:

- **Sheep Inspector**
 - Milk Withdrawal
 - Meat Withdrawal
 - Purchased from
- **Movements between holdings**
 - DOB (Date of Birth)
 - Name
 - Pedigree Name
 - Category Name
 - Breed Name
- **Setup Batch**
 - DOB
 - Name
 - Pedigree name
 - Category name
 - Breed name

Report Library – Inspector Reports

In a similar way to the Breeding reports above, it is possible to customise the **Sheep Inspector** reports by editing them and picking additional columns.

New columns include:

- Sex – i.e. Male or Female
- Milk Withdrawal
- Meat Withdrawal

Withdrawal Periods

It is important to keep track of the withdrawal periods of any veterinary medicines to ensure that meat or milk does not go into the food chain while the animal is still in a withdrawal period.

When a drug is used, the withdrawal date is calculated by the program. If an animal is in a withdrawal period, you will see a warning marker against it when it is selected for a Planned Movement.

We have extended this feature so that you will now see the latest Withdrawal Date on the animal's Record Card.

The screenshot shows the 'Sheep Record Card' window with various fields for animal details, ownership, and breeding. A red circle highlights the 'Active Withdrawal Dates' section, which displays a warning icon and the text 'Meat 02/12/2022 02:45 PM'.

As outlined above, it is also now possible to add the Withdrawal date to the Sheep Inspector screen and Report.



Sheep Inspector withdrawals
Showing the status of animals on 21/11/2022
Ordered by official tag
Showing current animals only

Official tag	Category	Sex	Meat Withdrawal
UK 0 123456 00000	Ewe	F	02/12/2022
UK 0 123456 00003	Ewe	F	02/12/2022
UK 0 123456 00034	Ewe	F	02/12/2022

Daily Live Weight Gains Report

The DLWG report, which can be found in the **Report Library** under **Weighings**, can now be grouped by the Sire/Dam name as well as by their official tags.

Daily Liveweight Gain
Grouped by sire name and ordered by official tag
Showing current animals only

Official tag	Mgmt tag	G.dam	Official tag	Category	First weighing	Last weighing	First Wt Kg	Last Wt Kg	Gain Kg	Days	Gain Kg/day
Archie											
UK 0 123456 10200		UK 0 320895 00010	Ewe		30/01/2021	15/04/2021	4.00	27.45	23.45	75	0.31
UK 0 123456 10201		UK 0 320895 00010	Ewe		30/01/2021	15/04/2021	4.00	27.45	23.45	75	0.31
UK 0 123456 10202		UK 0 320895 00012	Ewe		30/01/2021	15/04/2021	4.00	27.45	23.45	75	0.31
UK 0 123456 10203		UK 0 320895 00012	Ewe		30/01/2021	15/04/2021	4.00	38.17	34.17	75	0.46
UK 0 123456 10204		UK 0 320895 00016	Ewe		30/01/2021	15/04/2021	4.00	26.63	22.63	75	0.30
UK 0 123456 10205		UK 0 320895 00016	Ewe		30/01/2021	15/04/2021	4.00	38.17	34.17	75	0.46

Animal Medical History Report

A new report has been added to the **Report Library** which combines all the drug treatments and health actions, problems, and tests into one report for the set of selected animals.

For example, when you sell a batch of animals, you may be asked to provide all of the medical history for all of those animals to the new owner.

~
A list of the actions that have been performed on selected sheep
between: 01/01/2020 and: 30/11/2022
Ordered by official tag
Showing current animals only

Date of action	Action	Details	Notes
Official tag: UK 0 103635 00008			
	Mgmt tag:	Breed: LL	Category: Ram
09/02/2022 03:30 pm	Health Action	Foot Trimming	
05/01/2022 03:30 pm	Health Problem	Blindness	blind in left eye
26/03/2021 12:00 am	Health Test	Salmonella - Blood test	
Official tag: UK 0 123456 00040			
	Mgmt tag:	Breed: CH	Category: Ewe
12/09/2021 09:15 am	Health Test	Miscellaneous - Blood test	
Official tag: UK 0 123456 00041			
	Mgmt tag:	Breed: CH	Category: Gimmer
12/09/2021 09:15 am	Health Test	Miscellaneous - Blood test	

Filter Medicine Book – exclude ancillary animals

It is now possible to choose to include/exclude ancillary animals from filtered versions of the **Medicine Book** reports.

New Action – Shearing

A new health action has been added so that users can record shearing as a health record. (**Treatments – Health Actions**). This will be displayed on the animal's record card under **Medical History** and will be reflected in the new **Animal Health Record** report. It will also be available for selection if used in conjunction with the Animal Logger module on the Psion.

Urgent Messages

Farmplan have the ability to send a message directly to your program to inform you of news or details such as your new licence being available after being updated. They are highlighted at the bottom of the **Home Page**, and we recommend that you should read them as soon as possible by clicking on the **Message Centre**.

Very occasionally we have something very important to tell you that we feel you should know about before you go any further – for example if we have an office closure. To be sure that you do not miss it we have now prioritised certain messages so that this new category of message is displayed in full and must be dismissed before you can carry on using the program.

Business Details – email address extended

The number of characters allowed for the Business email address (in **Setup- Business Details**) have been increased from 30 characters to 50. This can then be displayed in full on any relevant **Market Declaration** reports where relevant.

Enhancements already on Shelf Version (1.45)

A few minor new features have been included since the last major release of the program but had already been added to the last version on our website. These include:

- **Woodhead Bros – Sheep Declaration Form** has been updated to the latest layout