



Cattle Manager Enhancements – Version 1.46

Autumn 2022

Contents

Installation Instructions	3
Version 1.46 – Autumn 2022	4
Breeding Reports	4
<i>Current Herd Status</i>	4
<i>*Calving Status Report</i>	5
<i>Service Report</i>	6
<i>Put to Sire</i>	7
Herd Register – Died before Identified	7
*Batches/Herds/Flocks – Number of animals	7
Additional Columns – Other	8
*Report Library – Inspector Reports	9
Withdrawal Periods	9
*Daily Live Weight Gains Report	10
Animal Medical History Report	10
Filter Medicine Book – exclude ancillary animals	11
Urgent Messages	11
Business Details – email address extended	11
CTS Breed List – updated	11
ABP – Movement Documents	11
ABP – Import Kill Data	11
Ability to edit Off-Movements after notifying BCMS/CTS	12
Enhancements already on Shelf Version (1.45)	12
Cattle Manager Go	13
Withdrawal Period	13
Services	14

Installation Instructions

Windows 8, Windows 10 and Windows 11 Operating Systems only.



***Please note** – Windows 7 and Windows Server 2008 are no longer supported by Microsoft and, as such, pose a security risk. This version of Cattle Manager **will not install** onto machines that still use this operating system. Any data that needs to be fixed by our support team will be updated using this version so it is important that you upgrade, or you may lose access to your data. Please contact Farmplan to discuss upgrading your PC if this is applicable.

- Before you start, ensure that you have read about the enhancements.
- You will not be able to load this version of the program if your licence has expired. If you are getting messages telling you that your licence has expired but you have renewed your contract, take the option **File – Licence – Get Key** BEFORE you load this version of the program.
- Remember to make an up-to-date backup of your Cattle Manager data.
- The option to install the latest version of the program can be found under **Livestock** in the **Support & Downloads** area of the Farmplan website (www.farmplan.co.uk). You will need your customer number.
- Make sure that all Farmplan programs are closed.
- Follow the on-screen instructions to '**Download**'. The exact procedure will vary according to the version of Windows and browser that you use but just follow the instructions on the screen. You will download a file called **setup.exe**, supplied by Reed Business Information (our parent company), which should then be 'Run'.
- If Windows SmartScreen (a warning message) appears to block the installation, click on **More Information** and then **Run Anyway**.
- A black box may appear on your screen during the installation. Ignore it – it will disappear when the installation is complete
- If you encounter any installation issues it is worth repeating the installation process by right clicking on the setup.exe file and running as administrator.
- When the installation is complete go into the program – your data will be automatically updated to run with the new version (1.46) of the program.

Version 1.46 – Autumn 2022

This document contains a summary of all changes that have been made since the last major update of the program. Please note that full details of each change to this version of the program can be found in the option **Help – Version 1.46 – Autumn 2022**. If you would like help or more information about any of the changes in the program, please contact our Software Support team on 01594 545022.

Please note that any enhancement marked with a * is not available in Cattle Focus

Breeding Reports

Cattle Manager already contains detailed reports about the status of each breeding animal both on the screen and as a report. To further enhance the management information available we have increased the number of reporting fields throughout the program.

Current Herd Status – this screen display is available from the **Breeding Section** on the side bar. It contains a number of columns with details of the current breeding status of each breeding cow and heifer.

The default layout can be customised to select additional columns to this display by using the **Columns** button or by **RIGHT CLICKING** on the column heading bar.

The screenshot shows the 'Current Herd Status' screen with a 'Select Columns' dialog box open. The dialog has two panes: 'Available columns:' on the left and 'Show these columns in this order:' on the right. In the 'Available columns:' pane, 'Last Sire Name' is highlighted with a red box, and an orange arrow points to it from a 'New Fields' button. In the 'Show these columns in this order:' pane, 'Official tag' is checked. The background table shows columns for Official tag, M.tag, Age, Category, Breed, Location, 3y..., Date last served, Last calved, and Days since calv.

The columns on the right-hand side are the ones that are currently displayed but a number of additional columns can be selected from the left by highlighting the one that you want to add and clicking on **Add**.

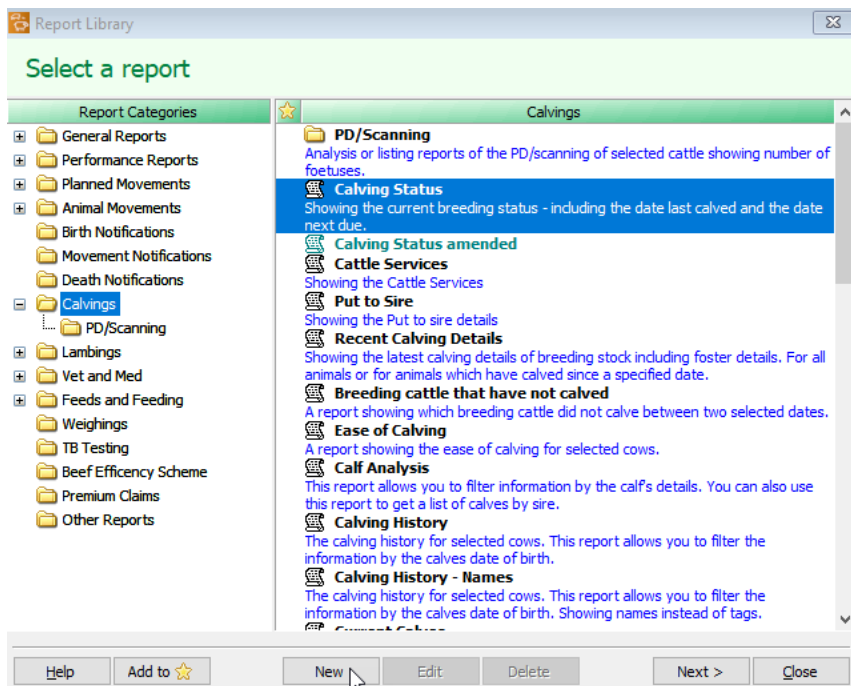
To rearrange the order of the columns, click on the one that you want to move and use the **Move Up** and **Move Down** buttons.

NB you may wish to experiment with this because, of course, the number of columns that can be displayed is limited by the width of your screen. Columns can be removed and clicking on **Reset** will return the layout to the Farmplan default.

Remember that you can sort the order of the records displayed by clicking on their heading.

***Calving Status Report** – A similar report is available from the **Report Library**. In addition to being able to customise the columns on it, you can also filter it by a number of different factors.

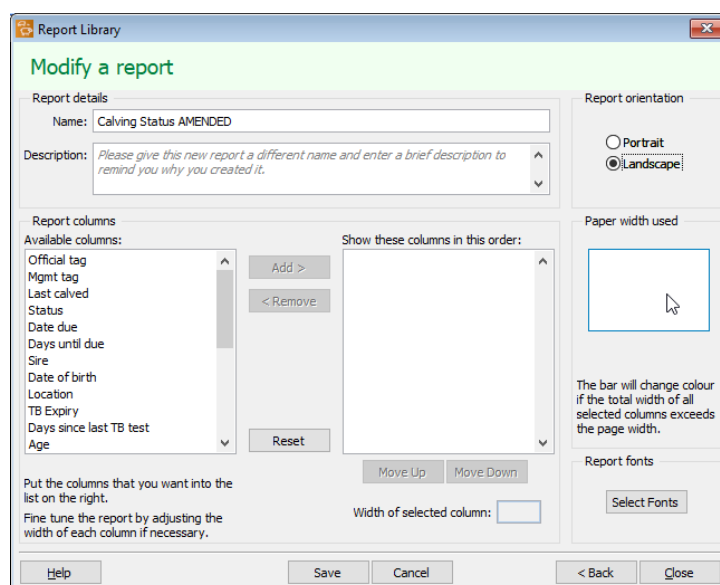
In **Report Library – Calvings – Calving Status**, select the **New** button at the bottom of the screen.



From here you will be able to select the columns that you wish to **Add** to the report. Like the screen version, you can move the order of the columns and also change their widths. You will be limited by the size of an A4 sheet of paper but can change the layout to landscape to make it wider.

The new fields available include:

- Age
- Category
- Breed name
- Days since last calved
- Services
- PD/Scans
- Name
- Pedigree Name
- Sire Name
- Sire official tag
- Date served
- AI
- Put to sire date
- Put to sire group



Once you have saved your new layout, you will be taken the **Order** and **Filter** screen to further customise the data to be reported. Full instructions are included in the program's Help.

You can add multiple new report layouts to cover different reporting requirements.

In addition to enhancing the information available on the existing breeding status reports we have added 2 new reports to provide more management details.

Service Report – this report has been designed to replicate the columns which are already available on from the **Side Bar – Cattle Services**. It is located in the **Report Library – Calvings** and has the additional benefits of the ability to be filtered, ordered and sorted.

Cattle Services
For the period 01/08/2022 to 30/08/2022
Grouped by sire name and ordered by date served

Official tag	Mgmt tag	Served	By AI	Due/DOB	Sire Tag	Sire
Abberton Marshall Beau						
UK 123456 745682		10/08/2022	No	20/05/2023	UK 123456 345678	Abberton Marshall Beau
UK 123456 645681		10/08/2022	No	20/05/2023	UK 123456 345678	Abberton Marshall Beau
2 animals listed						
Abberton Pride TAF						
UK 222222 275986		10/08/2022	No	20/05/2023	UK 302297 100130	Abberton Pride TAF
1 animals listed						
Eric						
UK 723779 200659	3295	09/08/2022	No	19/05/2023		Eric
UK 222222 175992		10/08/2022	No	20/05/2023		Eric
UK 222222 175992		10/08/2022	No	20/05/2023		Eric
3 animals listed						
[No sire]						
UK 222222 275986		10/08/2022	No	20/05/2023	[No sire]	[No sire]
1 animals listed						
7 animals listed						

Put to Sire – there is also a new report, found in **Report Library – Calvings**, which shows the details of animals allocated to ‘Put to Sire’ groups. This report can also be grouped, ordered, and filtered to give the relevant management details of each ‘Put to Sire’ record.

Put To Sire
For the period 01/01/2022 to 31/12/2023
Grouped by put to sire group and ordered by official tag

Official tag	Mgmt tag	Name	Pedigree name	Age	Category	Breed	Start date	Finish date	Earliest due date
Alton Court Group									
UK 123456 445679				33 m	B Heifer	Aberdeen...	01/05/2022	31/08/2022	08/02/2023
UK 234525 635636			Woodroft...	5 y	Cow	Simmental	01/05/2022	31/08/2022	08/02/2023
UK 234525 536566				5 y	Cow	Simmental	01/05/2022	31/08/2022	08/02/2023
UK 234525 236647				5 y	Cow	Simmental	01/05/2022	31/08/2022	08/02/2023
UK 234525 537343				5 y	Cow	Charolais X	01/05/2022	31/08/2022	08/02/2023
UK 234525 753235				5 y	Cow	Charolais X	01/05/2022	31/08/2022	08/02/2023
UK 235235 135322				4 y	Cow	Aberdeen...	01/05/2022	31/08/2022	08/02/2023
7 animals listed									

Herd Register – Died before Identified

The statutory herd register shows all of the movements on and off each holding since a specified date and should be available for a farm inspection.

We have updated this report so that is now shows any calf that died before it was identified as well as all live births.

*Batches/Herds/Flocks – Number of animals

Animals can be allocated to one herd or flock, plus any number of user defined batches in order to be able to filter them out for actions such as treatments or to pick specific animals in a report.

The animals in each group can be viewed by using the Groups option at the bottom of the **Inspector** screen which is accessed from the Side Bar.

This has been enhanced to add the number of animals in each group in brackets:

- ☐ Cattle Groups
 - ☐ Herds
 - ☐ Batches
 - 🐄 100974 (1)
 - 🐄 Abergavenny 19th August (0)
 - 🐄 Batch 1-older animals (25)
 - 🐄 EID (26)
 - 🐄 GROUP A COWS (13)
 - 🐄 GROUP B COWS (6)
 - 🐄 GROUP C COWS (6)
 - 🐄 In calf Herefords (4)
 - 🐄 S/F Heifers - Greenway (20)
 - 🐄 S/F Steers Greenway (32)
 - 🐄 Scottish (12)

Additional Columns – Other

In addition to adding new columns on the Breeding Status report, we have also added the ability include several other columns on other screen displays.

As above, simply RIGHT click on the heading bar to see the screen to add extra fields to the relevant screens.

Cattle Inspector > All Categories										
FA	Official tag	M.tag	Age	Category	Breed	Location	Meat Withdrawal	Milk Withdrawal	Purchased from	
✓	UK 234525 236647		5 y	Cow	SM	Bullers Farm, South Field	14/12/2022	17/11/2022	Abergavenny Mkt Auctioneers	
✓	UK 234525 536566		5 y	Cow	SM	Bullers Farm, South Field	14/12/2022	17/11/2022	Abergavenny Mkt Auctioneers	
✓	UK 234525 537343		5 y	Cow	CHX	Bullers Farm, South Field	14/12/2022	17/11/2022	Abergavenny Mkt Auctioneers	
✓	UK 234525 635636		5 y	Cow	SM	Bullers Farm, South Field	14/12/2022	17/11/2022	Abergavenny Mkt Auctioneers	
✓	UK 234525 753235		5 y	Cow	CHX	Bullers Farm, South Field	14/12/2022	17/11/2022	Abergavenny Mkt Auctioneers	
✓	UK								D Lewis	
✓	UK								D Lewis	
✓	UK								D Lewis	
✓	UK								D Lewis	
✓	UK								D Lewis	
✓	UK								D Lewis	
✓	UK						14/12/2022	17/11/2022	D Lewis	
✓	UK								D Lewis	
✓	UK								D Lewis	
✓	UK								D Lewis	
✓	UK								D Lewis	
✓	UK								D Lewis	
✓	UK								D Lewis	
✓	UK								D Lewis	
✓	UK								D Lewis	
✓	UK								D Lewis	
✓	UK								D Lewis	
✓	UK								D Lewis	
✓	UK								D Lewis	

Select Columns

Available columns:

- Name
- Pedigree name
- Pedigree no
- DOB
- Category name
- Breed name
- FA Date
- FA Days
- Days since TB test
- TB Expiry
- Sire Official tag
- Sire M.tag

Show these columns in this order:

- FA
- Official tag
- M.tag
- Age
- Category
- Breed
- Location
- Meat Withdrawal
- Milk Withdrawal
- Purchased from

New columns include:

- **Cattle Inspector**
 - Milk Withdrawal
 - Meat Withdrawal
 - Purchased from
- **Movements between holdings**
 - DOB (Date of Birth)
 - Name
 - Pedigree Name
 - Category Name
 - Breed Name
- **Setup Batch**
 - DOB
 - Name
 - Pedigree name
 - Category name
 - Breed name
- **Services**
 - Location of the animal

*Report Library – Inspector Reports

In a similar way to the Breeding reports above, it is possible to customise the **Cattle Inspector** reports by editing them and picking additional columns.

New columns include:

- Purchased From i.e. Trader Name
- Milk Withdrawal
- Meat Withdrawal

Withdrawal Periods

It is important to keep track of the withdrawal periods of any veterinary medicines to ensure that meat or milk does not go into the food chain while the animal is still in a withdrawal period.

When a drug is used, the withdrawal date is calculated by the program. If an animal is in a withdrawal period, you will see a warning marker against it when it is selected for a Planned Movement.

We have extended this feature so that you will now see the latest Withdrawal Date on the animal's Record Card.

The screenshot shows the 'Cattle Record Card' window. The 'Active Withdrawal Dates' section is highlighted with a red circle, displaying the following information:

- Meat 14/12/2022 02:30 PM
- Milk 17/11/2022 02:30 PM

As outlined above, it is also now possible to add the Withdrawal date to the Cattle or Sheep Inspector screen and Report.

Cattle Inspector > All Categories										
FA	Official tag	M.tag	Age	Category	Breed	Location	Meat Withdrawal	Milk Withdrawal	Purchased from	
✓	UK 234525 236647		5 y	Cow	SM	Bullers Farm, South Field	14/12/2022	17/11/2022	Abergavenny Mkt Auctioneers	
✓	UK 234525 536566		5 y	Cow	SM	Bullers Farm, South Field	14/12/2022	17/11/2022	Abergavenny Mkt Auctioneers	
✓	UK 234525 537343		5 y	Cow	CHX	Bullers Farm, South Field	14/12/2022	17/11/2022	Abergavenny Mkt Auctioneers	

*Daily Live Weight Gains Report

The DLWG report, which can be found in the **Report Library** under **Weighings**, can now be grouped by the Sire/Dam name as well as by their official tags.

Cattle Daily Liveweight Gain
Grouped by sire name and ordered by category
Showing current animals only
For cattle category: Store/Finishing Steer

Official tag	Mgmt tag	G.dam	Official tag	Category	First weighing	Last weighing	First Wt Kg	Last Wt Kg	Gain Kg	Days	Gain Kg/day
Borris											
UK 723779	100637	UK 726933	500187	S/F Steer	15/09/2020	08/07/2022	45.00	626.00	581.00	661	0.88
Averages:									581.00	661	0.88
1 progeny listed											
Cliffaes Emperor											
UK 732157	735235	UK 234525	536566	S/F Steer	16/10/2020	08/07/2022	45.00	626.00	581.00	630	0.92
UK 732157	235433	UK 234525	236647	S/F Steer	16/10/2020	08/07/2022	45.00	626.00	581.00	630	0.92
UK 746169	700525	[No dam]		S/F Steer	04/04/2021	08/07/2022	45.00	515.00	470.00	460	1.02
UK 756762	264868	R288	[No dam]	S/F Steer	12/11/2020	08/07/2022	45.00	515.00	470.00	603	0.78
Averages:									525.50	580	0.91
4 progeny listed											

Animal Medical History Report

A new report has been added to the **Report Library** which combines all the drug treatments and health actions, problems, and tests into one report for the set of selected animals.

For example, when you sell a batch of animals, you may be asked to provide all of the medical history for all of those animals to the new owner.

A list of the actions that have been performed on selected animals
between: 01/01/2020 and: 31/08/2022
Ordered by official tag
Showing all animals
For sale: Plump Hill Farm - 16/08/2022

Date of action	Action	Details	Notes
Official tag: UK 222222 775991			
		Mgmt tag:	Breed: CHX
		Category: S/F Steer	
02/08/2022 05:00 pm	Health Problem	Lameness	
11/01/2022 04:00 pm	Treatment	Abcess Alamyacin LA 3.000 ml	
12/06/2020 03:15 pm	TB Testing	TB Standard Reading	Pass
05/06/2020 04:45 pm	TB Testing	TB Standard Reading	Pass
05/06/2020 04:45 pm	Treatment	TB Testing Bovin Tuberculin 1.000 ml	
05/06/2020 04:45 pm	Treatment	TB Testing Avian Tuberculin 1.000 ml	
22/04/2020 04:00 pm	Health Action	Castration	
10/04/2020 03:45 pm	Health Action	Dehorning	
Official tag: UK 300674 200161			
		Mgmt tag: 873	Breed: SD
		Category: Cow	
11/01/2022 04:00 pm	Treatment	Abcess Alamyacin LA 3.000 ml	
01/07/2020 03:15 pm	TB Testing	TB Standard Reading	Pass
18/05/2020 10:45 am	TB Testing	TB Standard Reading	Pass
23/04/2020 05:00 pm	Health Problem	Mastitis	

Filter Medicine Book – exclude ancillary animals

It is now possible to choose to include/exclude ancillary animals from filtered versions of the **Medicine Book** reports.

Urgent Messages

Farmplan have the ability to send a message directly to your program to inform you of news or details such as your new licence being available after being updated. They are highlighted at the bottom of the **Home Page**, and we recommend that you should read them as soon as possible by clicking on the **Message Centre**.

Very occasionally we have something very important to tell you that we feel you should know about before you go any further – for example if CTS or ScotMoves are not working, or we have an office closure. To be sure that you do not miss it we have now prioritised certain messages so that this new category of message is displayed in full and must be dismissed before you can carry on using the program.

Business Details – email address extended

The number of characters allowed for the Business email address (in **Setup- Business Details**) have been increased from 30 characters to 50. This can then be displayed in full on any relevant **Market Declaration** reports where relevant.

CTS Breed List – updated

The list of available official cattle breed codes has been updated to replace IN95 and IN95X with INRA and INRAX.

ABP – Movement Documents

The layout of the movement documents has been updated to the latest version and will now display any Northern Irish tags in full.

ABP – Import Kill Data

The import of the file containing ABP slaughter details has been altered to be compatible with their latest layout.

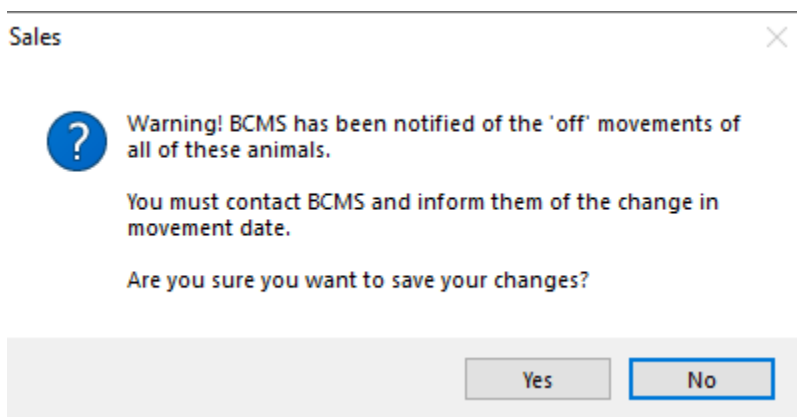
Ability to edit Off-Movements after notifying BCMS/CTS

Occasionally you may have submitted a movement such as Sale, Movement between Holdings or Death to CTS, and then realised that you have made an error such as including the wrong animal or entering the wrong date.

Until now you were unable to make the change yourself and the only way to edit your record was to ask us to make the change for you which involved supplying us with a copy of your data which we appreciate takes time as you cannot work on your data temporarily.

We have made a change to this process to let you make this alteration yourself to correct your records.

NB it is very important that you still contact BCMS/CTS to notify them about the error. You will be warned if you make a change to a movement that has been notified to remind you that this must be done.



Enhancements already on Shelf Version (1.45)

A few minor new features have been included since the last major release of the program but had already been added to the last version on our website. These include:

- The standard **Market Declaration** report now includes the statement - *All of the animals in this consignment have originated from establishments that have received regular animal health visits from a veterinarian for the purpose of the detection and signs of disease.*
- **ScotMoves Cross Check** now checks for differences in Breed, Date of Birth, Sex and Dam

Cattle Manager Go

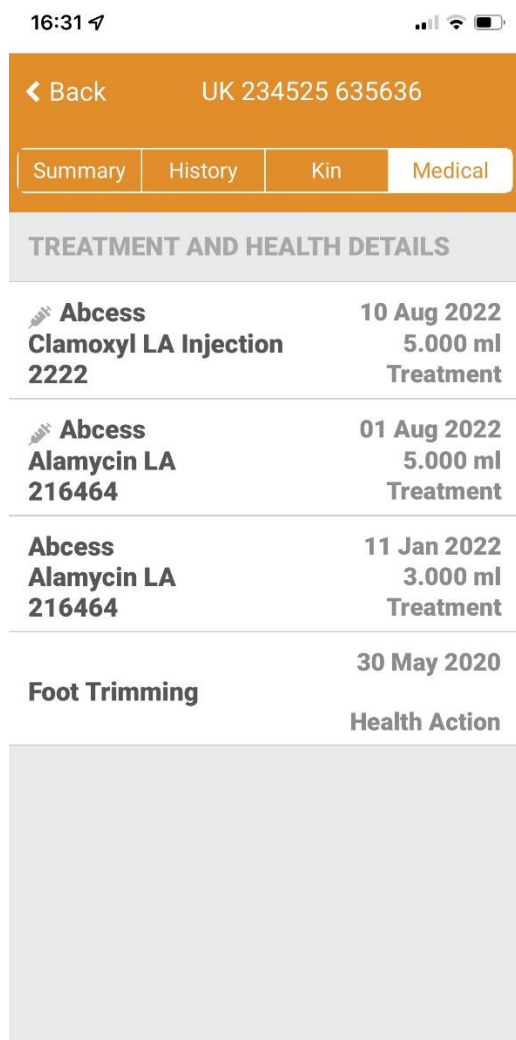
The previous release of this program (version 1.45) had been designed to work with a companion mobile application that is compatible with most Android and iOS devices, which can be used to record and view records while you are out on farm.

We have been delighted with the positive comments we have had about the mobile app and would urge you to explore its features if you have not had a chance to download it from the App Store yet.

2 new features have been added:

Withdrawal Period

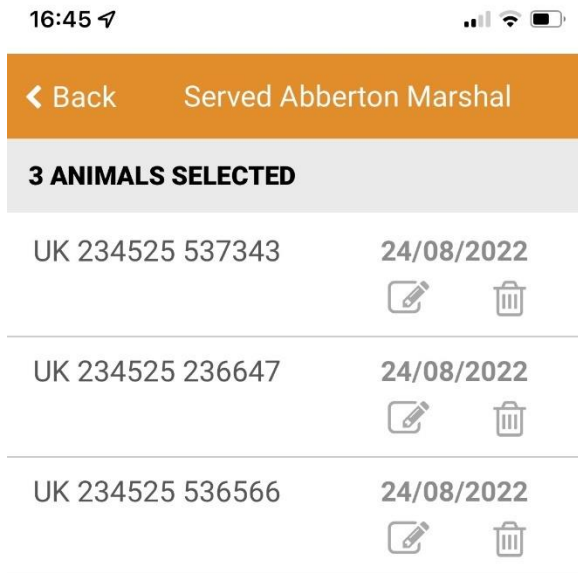
If an animal is in a withdrawal period, following a drug treatment then a syringe will be displayed on their record card under the **Medical** tab.



Services

The ability to record **Services** has been added to the list of potential actions that can be recorded using the Mobile App.

Remember to add the new action in the main program under **Setup – Devices – Setup Cattle Manager Go** so that it is sent to the mobile app and is ready to use in the **Record Actions** option.



Select Animals

NB the Services action can also be sent to the Psion if applicable.