

COVID-19 Update

An Analysis and Response to Local COVID-19 Data



**FCS Board Meeting
October 21, 2021**





Fulton County Board of Health Epidemiology Report

COVID-19 Cases – 10/19/2021

SUMMARY

- As of October 19, 2021, Fulton County has recorded **110,213 confirmed cases** and **20,701 probable cases** of COVID-19.
- Figure 1 shows both confirmed and probable case counts but the ensuing tables and figures use data from **confirmed cases only**.
- As of October 19, 2021, Fulton County has recorded **1,584 confirmed COVID-19 deaths**. 160 deaths are currently under review by GA DPH to confirm cause of death.
- By city, new confirmed COVID-19 case rates range from 117.2 per 100,000 persons (Johns Creek) to 262.4 per 100,000 persons (Union City). [**Fulton County Diagnoses Rates (per 100,000 persons): Cumulative –10026.8; Incidence – 162.2**]. See map showing incident case rate by ZIP code on Pg.7.
- Of all PCR testing done in Fulton County between Sept. 27 and Oct. 10, the **percent positivity rate was 5.2%**.

The Fulton County Board of Health's Epidemiology Reports are reports are available on their website at:

<https://fultoncountyboh.org/boh/index.php/2019-ncov/covid-23>.

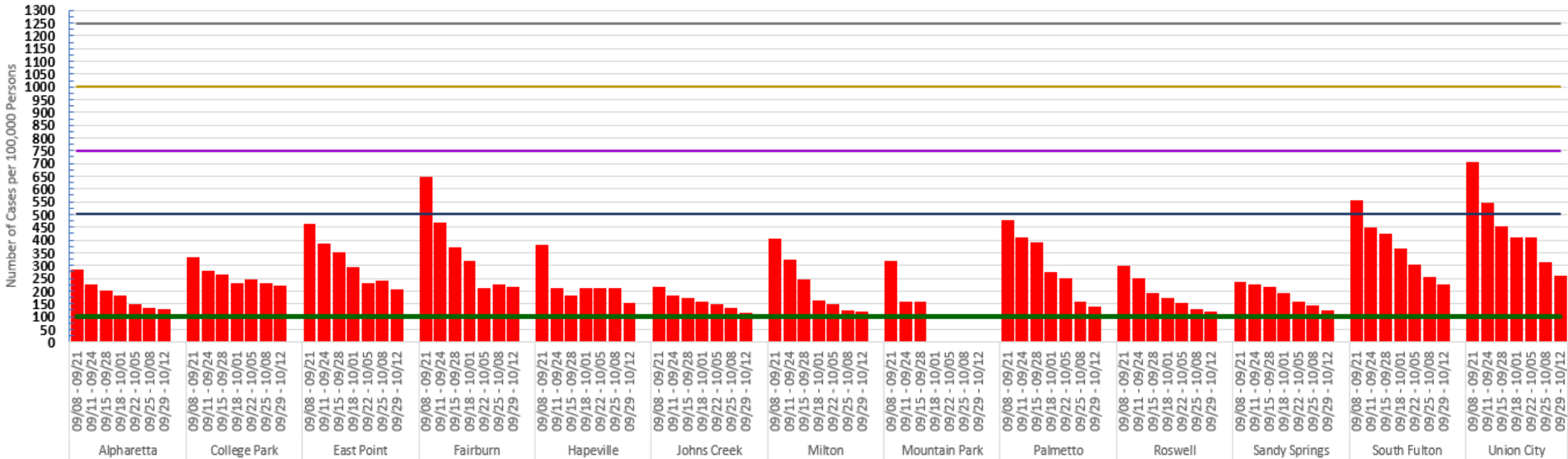
We also provide links to all of these reports on our website here: <https://www.fultonschools.org/coronavirus>

14-Day Positive Trend Rate per 100,000 Persons

Data Extracted from Fulton County Board of Health Epidemiology Reports



Mitigation Legend - see Slide 2 for Strategies



Fulton County Board of Health Epidemiology Report data included in this report:

- [09/08-09/21 new cases \(report dated 09/28/2021\)](#)
- [09/11-09/24 new cases \(report dated 10/02/2021\)](#)
- [09/15-09/28 new cases \(report dated 10/05/2021\)](#)
- [09/18-10/01 new cases \(report dated 10/08/2021\)](#)
- [09/22-10/05 new cases \(report dated 10/12/2021\)](#)
- [09/25-10/08 new cases \(report dated 10/15/2021\)](#)
- [09/29-10/12 new cases \(report dated 10/19/2021\)](#)

14-Day Rate Categories		
Low >0-10 cases/100K	Moderate >10-100 cases/100K	High >100 cases/100K
Less than 5 cases reported, rate not calculated		

Note: Once the rate of infection is below the 1250 level for two consecutive FCBOH reports, the school will be notified to reopen within 48 hours and will receive additional guidance from the district. The mitigations in place upon re-opening, will follow the Mitigation Matrix.

1. The District remains committed to mask optional and is committed to utilizing local data to inform decisions.
2. The number of COVID-19 cases appears to have peaked and has been trending downward since early September.
3. As a result of community and staff support, there has been a high level of mitigation compliance across the district.
4. The District's strategy to intervene at the classroom, grade and school level has minimized learning disruptions across the district.
5. The District's modified quarantine protocol has not resulted in a measurable increase in school based COVID-19 cases.
6. A significant majority of FCS employees are fully vaccinated, and district employees have been declared eligible for a booster vaccine.

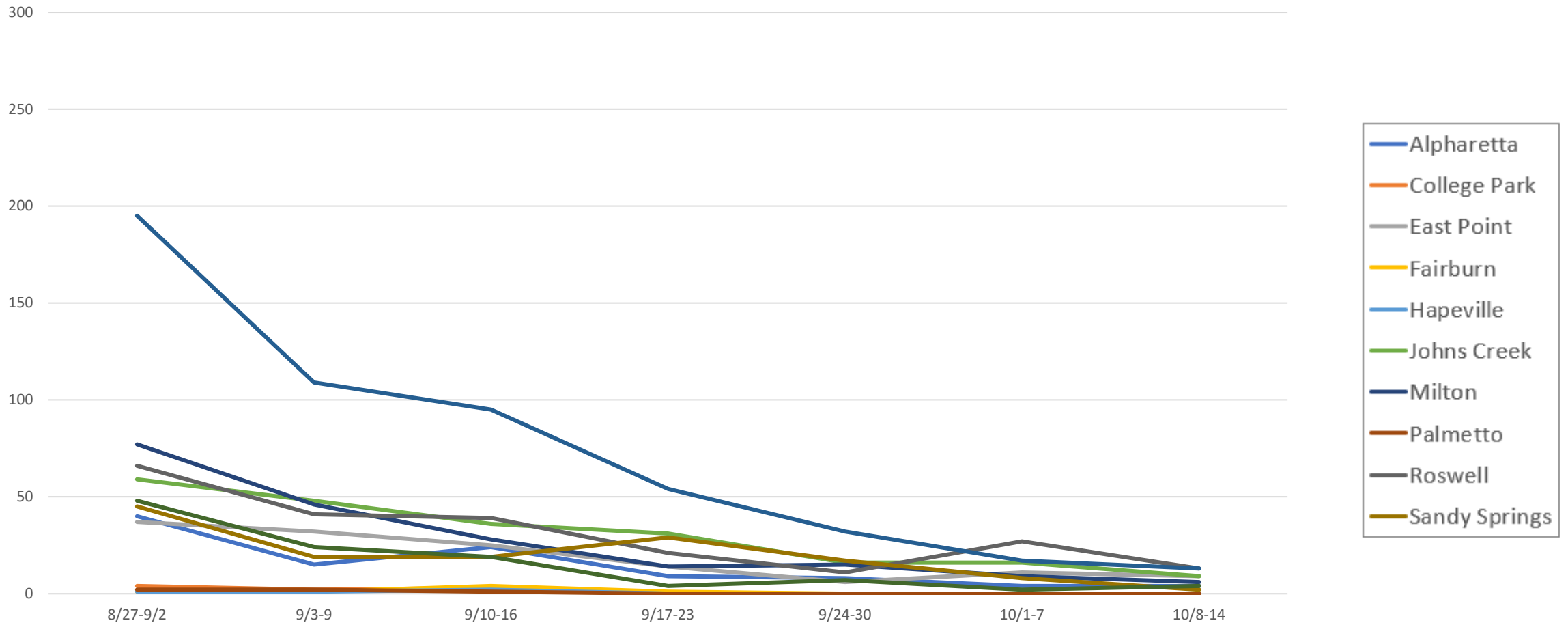
COVID-19 Student/Staff Data by Municipality

August 2 to October 14

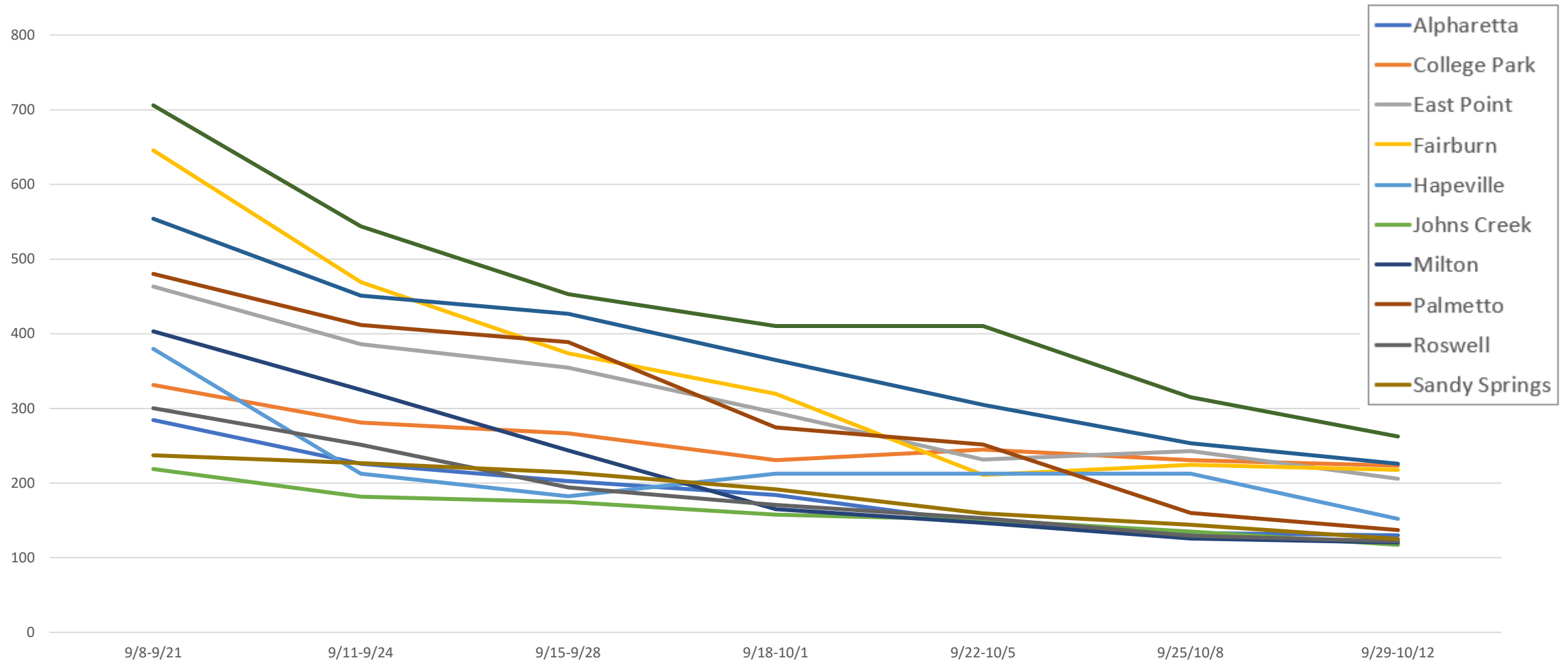
Municipality	Positive Cases	Students/Staff	Positive Rate
Alpharetta	259	9,160	0.028
College Park	12	786	0.015
East Point	266	6,146	0.043
Fairburn	28	1,039	0.027
Hapeville	7	636	0.011
Johns Creek	474	16,444	0.029
Milton	434	10,035	0.043
Palmetto	23	378	0.061
Roswell	429	14,563	0.030
Sandy Springs	316	10,468	0.030
South Fulton	1,046	20,817	0.050
Union City	198	3,447	0.057
Admin	55	1,937	0.028
Total District	3,547	95,856	0.037

1. School leaders are currently able to manage the level of COVID-19 spread within schools without major operational interruptions.
2. School-level layered mitigations have helped minimize learning disruptions.
3. School-based mitigation practices have allowed extra-curriculars to occur with limited disruptions.
4. School-level COVID-19 data appears to reflect broader community trends.

Fulton Schools Total Positive Cases (Students and Staff)



Fulton County Municipalities Number of Cases per 100,000 Persons



- Continue to provide uninterrupted high-quality face-to face instruction for students.
- Attend to the social and emotional needs of students and staff.
- Modify the District's Mitigation Matrix to include local school data when making decisions about masking.
- Continue to encourage FCS employees to become vaccinated.
- Attempt to expand partnerships in effort to provide families with more access to home testing kits.
- Share information relating to a potential post-holiday COVID-19 surge.

Modification to the Mitigation Matrix

- Beginning November 1, 2021, the Superintendent may waive masking for individual schools if the ratio of cases in a school remains less than .01 of enrollment.
- 30 days following the expansion of vaccine eligibility for children 5 and older masks will become optional for students, staff and visitors.

100
CASES PER
100,000

- ✓ Masks
- ✓ Limit visitors
- ✓ Seating charts in class
- ✓ Assigned seating on buses
- ✓ Central office substitute support program
- ✓ Remote learning preparation

- ✓ Communication to parents/visitors regarding mitigation practices in place

Athletics/Performances/Extras

- ✓ Digital tickets sales for events