



**NOTRE DAME
FIGHTING IRISH**
No. 13/13
1-0



**TENNESSEE STATE
TIGERS**
0-0



Paul Burmeister
Jason Garrett
Zora Stephenson

**Notre Dame
Football
Radio
Network**

Tony Simeone
Ryan Harris ('07)

2023 SCHEDULE

| Date | ND Rank | Opp Rank | Opponent | Location | TV | Time ET |
|-------|---------|----------|------------------|-----------------------|---------|---------|
| 8-26 | 13/13 | | vs. Navy | Aviva Stadium | W | 42-3 |
| 9-2 | | | Tennessee St. | Notre Dame Stadium | NBC | 3:30 |
| 9-9 | | | at NC State | Carter-Finley Stadium | ABC | 12:00 |
| 9-16 | | | Central Michigan | Notre Dame Stadium | Peacock | 2:30 |
| 9-23 | | 3/4 | Ohio State | Notre Dame Stadium | NBC | 7:30 |
| 9-30 | | | at Duke | Wallace Wade Stadium | TBA | TBA |
| 10-7 | | | at Louisville | L&N FCU Stadium | TBA | TBA |
| 10-14 | | 6/6 | Southern Cal | Notre Dame Stadium | NBC | 7:30 |
| 10-28 | | | Pittsburgh | Notre Dame Stadium | NBC | 3:30 |
| 11-4 | | 9/9 | at Clemson | Memorial Stadium | ABC | TBA |
| 11-18 | | | Wake Forest | Notre Dame Stadium | NBC | 3:30 |
| 11-25 | | | at Stanford | Stanford Stadium | TBA | TBA |

IRISH ITEMS - BY THE NUMBERS

| | |
|--------------|---|
| 1 | Two Irish freshman will not forget their first career touches from the Navy game last week. Jaden Greathouse caught a 35-yard touchdown on his first reception, while Jadarian Price burst through the line for a 19-yard touchdown on his first career carry. |
| 2 | Freshman Jaden Greathouse became the first Irish freshman wide receiver to catch two touchdown passes in his Notre Dame debut against Navy last week, nabbing 35- and 20-yard receptions from Sam Hartman. |
| 3 | Only three Irish signalcallers have thrown four touchdown passes in their Notre Dame debut - current Senior Associate Athletics Director for Football Ron Powlus in 1994 against Northwestern, Jack Coan in 2021 versus Florida State and Sam Hartman last Saturday against Navy. |
| 4 | In Marcus Freeman's debut season in 2022, Notre Dame defeated four Associated Press ranked teams: No. 5 Clemson, No. 16 BYU, No. 16 Syracuse and No. 20 South Carolina, which matched Terry Brennan (1954) for the most ranked wins in a coaching debut season at Notre Dame and was most in one single season for the program since 2018. |
| 6 | Benjamin Morrison intercepted six passes during his rookie season in 2022 and was one of two Power 5 defensive backs to reach that mark (Miami's Kamren Kinchens also had six). |
| 11 | There were 11 Irish players that made their college football debuts in last weekend's game against Navy: LB Jaiden Ausberry, LB Drayk Bowen, OL Ashton Craig, HLD Dylan Devezin, DB Christian Gray, WR Jaden Greathouse, TE Cooper Flanagan, WR Rico Flores Jr., RB Jadarian Price, OL Billy Schrauth, OL Aamil Wagner. |
| 35.3 | Not only did Notre Dame improve to 3-9 all-time against Navy in Ireland last weekend, but it pushed its average margin of victory over the Midshipmen on the Emerald Isle to 35.3 ppg. |
| 48 | Fifth-year senior DJ Brown is the most experienced returning player to the Irish roster this season, having appeared in 48 career games with 12 starts. JD Bertrand has the most starts of any returning player with 24 in his career. The two of the most experienced players, in terms of games played in a career, are new to the roster this season - Sam Hartman (49) and Javontae Jean-Baptiste (48). |
| 81 | Irish quarterback Sam Hartman has thrown 81 touchdown passes since 2021 - the most of any Power 5 quarterback. |
| 95 | Notre Dame begins its 95th season at Notre Dame Stadium in 2023 and will be playing their 500th game in 'The House that Rockne Built' in the season finale against Wake Forest. |
| 100 | When an Irish running back reaches the 100-yard plateau, that typically coincides with a Notre Dame victory. Since 2021, the Irish are 16-2 (.889) when at least one ND player reaches 100 rushing yards. |
| 231.7 | Sam Hartman's 231.7 passer rating from the victory over Navy ranks as the ninth-best in Notre Dame history and the third-best in a season opener. Malik Zaire (250.9 vs. Texas in 2015) and Tommy Rees (239.0 vs. Temple in 2013) were the only other two openers rated above Hartman's performance against the Midshipmen. |


NOTRE DAME - TENNESSEE STATE SERIES HISTORY

- Notre Dame and Tennessee State will be meeting for the first time on Saturday afternoon. The matchup marks the first time the Irish will face a Football Championship Series (FCS) team since the NCAA split its football divisions in 1978. After Saturday afternoon's game, Southern Cal will be the only FBS school that will not have played an FCS team.
- The Irish have taken the field against current members of FCS before the NCAA football divisions split in '78. Notre Dame has played (number of games played) Butler (3), Dartmouth (2), Drake (8), Penn (6), Princeton (2), South Dakota (5) and Valparaiso (1) with their most recent game against a current FCS team against Penn in 1955.
- The matchup with Tennessee State also marks the first time Notre Dame will face one of the country's Historically Black Colleges or Universities.

NOTRE DAME HOME OPENERS

- Notre Dame opens its 95th season at Notre Dame Stadium in 2023. The facility opened in 1930 and the Irish own an all-time record of 372-117-5 (.759) in "The House That Rockne Built."
- The Irish are 109-19-4 (.841) in home openers (the team did not have a home opener in 1889 or 1929) with a mark of 75-16-2 (.817) at Notre Dame Stadium.
- Notre Dame saw its 10-game win streak in home openers end last season, which matched the program record for consecutive home-opener victories from 1964-73.

TONY ROBERTS



Tony Roberts, the voice of Notre Dame football on the radio for 26 years, passed away late last week at the age of 94.

A National Radio Hall of Fame selection and recipient of the College Football Hall of Fame Chris Schenkel Award, Roberts was the play-by-play announcer

from 1980 through 2006 for the Fighting Irish football team. While best known for his legendary calls of memorable Notre Dame moments, Roberts 49-year career included covering the Olympics, the British Open, the National Football League and the United States Naval Academy football team.

Roberts also was a daily presence on Westwood One's America In The Morning program, anchoring their sports coverage. In his time at Notre Dame, he was joined in the booth by Al Wester, Pat Sheridan, Luther Bradley, Tom Pagna and Allen Pinkett.

NOTRE DAME OFFENSE

| Pos. | No. | Name | Ht. | Wt. | Class | Elig.* |
|------|-----|---------------------|-------|-----|-------|--------|
| WR | 83 | Jayden Thomas | 6-1½ | 221 | Jr. | So. |
| | 0 | Deion Colzie | 6-4¼ | 210 | Jr. | Jr. |
| WR | 4 | Chris Tyree | 5-9½ | 192 | Sr. | Sr. |
| | 19 | Jaden Greathouse | 6-1 | 204 | Fr. | Fr. |
| LT | 76 | Joe Alt | 6-8 | 322 | Jr. | Jr. |
| | 79 | Tosh Baker | 6-8 | 317 | Sr. | Jr. |
| LG | 78 | Pat Coogan | 6-5½ | 303 | Jr. | So. |
| | 74 | Billy Schrauth | 6-4½ | 311 | So. | Fr. |
| C | 52 | Zeke Correll | 6-3 | 306 | Gr. | Sr. |
| | 70 | Ashton Craig | 6-4¼ | 307 | So. | Fr. |
| RG | 50 | Rocco Spindler | 6-4⅝ | 314 | Jr. | So. |
| | 73 | Andrew Kristofic | 6-5¼ | 305 | Gr. | Sr. |
| RT | 54 | Blake Fisher | 6-6 | 315 | Jr. | So. |
| | 59 | Aamil Wagner | 6-6 | 288 | So. | Fr. |
| TE | 88 | Mitchell Evans | 6-5½ | 251 | Jr. | Jr. |
| | 13 | Holden Staes | 6-4¼ | 242 | So. | So. |
| | 38 | Davis Sherwood | 6-3 | 238 | Jr. | Jr. |
| WR | 5 | Tobias Merriweather | 6-4 | 204 | So. | So. |
| | 17 | Rico Flores Jr. | 6-0½ | 205 | Fr. | Fr. |
| or | 29 | Matt Salerno | 6-0⅝ | 199 | Gr. | *Sr. |
| QB | 10 | Sam Hartman | 6-1½ | 212 | Gr. | *Sr. |
| | 18 | Steve Angeli | 6-2¾ | 211 | So. | Fr. |
| RB | 7 | Audric Estimé | 5-11½ | 227 | Jr. | Jr. |
| | 3 | Gi'Bran Payne | 5-9½ | 208 | So. | Fr. |
| or | 24 | Jadarian Price | 5-10¾ | 206 | So. | Fr. |
| or | 22 | Devyn Ford | 5-11 | 200 | Gr. | Sr. |
| or | 12 | Jeremiah Love | 5-11¾ | 197 | Fr. | Fr. |

NOTRE DAME SPECIAL TEAMS

| Pos. | No. | Name | Ht. | Wt. | Class | Elig.* |
|------|-----|-----------------|------|-----|-------|--------|
| KO | 32 | Spencer Shrader | 6-1¾ | 200 | Gr. | Sr. |
| | 92 | Zac Yoakam | 5-8 | 188 | So. | So. |
| PK | 32 | Spencer Shrader | 6-1¾ | 200 | Gr. | Sr. |
| | 92 | Zac Yoakam | 5-8 | 188 | So. | So. |
| P | 14 | Bryce McFerson | 6-1½ | 197 | So. | Fr. |
| | 43 | Ben Krimm | 6-1½ | 204 | Gr. | Sr. |
| LS | 65 | Michael Vinson | 6-2 | 242 | Gr. | *Sr. |
| | 51 | Rino Monteforte | 5-7 | 195 | So. | So. |

TWO-DEEP TIDBITS - OFFENSE

Jayden Thomas, the leading returning receiver for the Irish in 2023, led the team with four catches for 63 yards against Navy, including a 14-yard touchdown reception.

Deion Colzie continued his penchant for key third down conversions against Navy last weekend and also turned a short pass to the outside into a 25-yard touchdown reception.

Chris Tyree has shifted to wide receiver after three years as a running back with the Irish. He caught three passes for 36 yards against Navy.

True freshman **Jaden Greathouse** nabbed a 35-yard touchdown pass on his first career touch last week against Navy. He followed up with a 20-yard scoring catch later in the game.

Joe Alt, the son of former NFL All-Pro John Alt, is one of four team captains for the Irish this season, has been selected as a consensus preseason All-American and is on the Outland, Lombardi and Walter Camp Award watch lists. See page 7 for more on Alt.

Pat Coogan made his first career start in just his second game played last weekend against Navy. He helped the Irish OL clear the way for 191 yards rushing (6.0 average).

Zeke Correll has played guard and center during his career and now enters the season as one of the top snappers in the nation. He will make his 23rd-career start on the Irish offensive line against Tennessee State and is on the Rimington Award watch list.

Rocco Spindler joined Coogan to make his first career start at guard for the Irish against Navy.

Blake Fisher combines with Joe Alt to give the Irish offensive line two of the top tackles in the nation. See page 7 for more on Alt and Fisher.

Mitchell Evans's last reception of 2022 was the game-winning touchdown against South Carolina in the Gator Bowl. Evans also plays a key role in some of Notre Dame's short yardage packages by taking direct snaps. He rushed for five first downs and a touchdown from under center last season.

Tobias Merriweather made one catch as a rookie for a key touchdown against Stanford last season and was poised for a surge in playing time, but an injury before last year's Navy contest slowed his progress. He has the length and athleticism to be one of Hartman's top targets.

Rico Flores Jr. has shown a penchant for getting open in the preseason and is one of Notre Dame's true freshmen expected to contribute to the Irish offense.

Sam Hartman posted a near-perfect debut in an Irish uniform against Navy, completing 19 of 23 passes for 251 yards and four touchdowns. See page 6 for more on Hartman as he continues his climb up the career quarterback statistical charts.

Audric Estimé paced the Irish run game against Navy with 95 yards on 16 carries while also catching two passes for 26 yards.

Gi'Bran Payne posted an early-career-best performance against Navy with six rushes for 31 yards.

Jadarian Price burst through the middle and broke a tackle on his first career carry, eventually finding himself in the end zone 19 yards later in his Irish debut against Navy. He finished the game with four carries for 25 yards.

Devyn Ford brings experience (three years at Penn State) and leadership to the group. His key blitz pick up in the second quarter played a key role in Jaden Greathouse's 35-yard touchdown reception.

Jeremiah Love flashed his game breaking potential in his first career game against Navy, rushing four times for 40 yards which included Notre Dame's longest rush of the day (21 yards).

Spencer Shrader decided to play his final year at Notre Dame, claimed the starting kicker duties and has not looked back. A former professional soccer player, Shrader has rushed twice in his career (once for a 22-yard touchdown), caught a pass for seven yards, made two tackles on kick offs, punted once for 36 yards and has converted 28 career field goals.

Bryce McFerson has a booming leg and was slated to be the Irish kickoff specialist last season as a true freshman, before an injury kept him off the field.

Michael Vinson is in his sixth year at Notre Dame and is one of the top long snappers in the nation. He has developed into a clear leader not only for the Irish special teams, but the entire roster.

| NOTRE DAME DEFENSE | | | | | | |
|--------------------|-----|------------------------|--------|-----|-------|--------|
| Pos. | No. | Name | Ht. | Wt. | Class | Elig.* |
| VYP | 12 | Jordan Botelho | 6-2 ½ | 264 | Sr. | Sr. |
| | 44 | Junior Tuihalamaka | 6-1 ⅞ | 254 | So. | So. |
| | 40 | Joshua Burnham | 6-3 ½ | 248 | So. | Fr. |
| DT | 99 | Rylie Mills | 6-5 ⅞ | 306 | Sr. | Sr. |
| | 47 | Jason Onye | 6-5 | 294 | Jr. | So. |
| | 41 | Donovan Hinish | 6-1 ⅞ | 280 | So. | Fr. |
| DT | 56 | Howard Cross III | 6-0 ⅞ | 288 | Gr. | Sr. |
| | 97 | Gabriel Rubio | 6-5 ¼ | 306 | Jr. | So. |
| DE | 1 | Javontae Jean-Baptiste | 6-4 ½ | 260 | Gr. | *Sr. |
| or | 31 | Nana Osafo-Mensah | 6-3 ⅞ | 264 | Gr. | Sr. |
| | 40 | Joshua Burnham | 6-3 ½ | 248 | So. | Fr. |
| WILL | 8 | Marist Liufau | 6-2 ¼ | 239 | Gr. | Sr. |
| | 23 | Jaiden Ausberry | 6-0 ⅞ | 224 | Fr. | Fr. |
| MIKE | 27 | JD Bertrand | 6-1 | 233 | Gr. | Sr. |
| | 34 | Drayk Bowen | 6-2 | 234 | Fr. | Fr. |
| ROV | 24 | Jack Kiser | 6-1 ⅞ | 232 | Gr. | Sr. |
| | 3 | Jaylen Sneed | 6-2 | 223 | So. | Fr. |
| CB | 5 | Cam Hart | 6-2 ½ | 207 | Gr. | Sr. |
| | 7 | Jaden Mickey | 5-11 ½ | 181 | So. | So. |
| LS | 2 | DJ Brown | 6-1 ¼ | 202 | Gr. | Sr. |
| or | 4 | Antonio Carter II | 5-11 ¾ | 207 | Gr. | Sr. |
| or | 13 | Thomas Harper | 5-10 ⅝ | 195 | Gr. | *Sr. |
| RS | 0 | Xavier Watts | 5-11 ¾ | 204 | Sr. | Jr. |
| or | 11 | Ramon Henderson | 6-1 | 196 | Sr. | Sr. |
| CB | 20 | Benjamin Morrison | 6-0 ¼ | 185 | So. | So. |
| | 29 | Christian Gray | 5-11 ¾ | 189 | Fr. | Fr. |
| or | 6 | Clarence Lewis | 5-11 ½ | 202 | Sr. | Sr. |

| NOTRE DAME SPECIAL TEAMS | | | | | | |
|--------------------------|-----|----------------|-------|-----|-------|--------|
| Pos. | No. | Name | Ht. | Wt. | Class | Elig.* |
| HLD | 16 | Dylan Devezin | 6-1 ⅞ | 222 | So. | So. |
| | 14 | Bryce McFerson | 6-1 ½ | 197 | So. | Fr. |
| PR | 2 | Chris Tyree | 5-9 ½ | 192 | Sr. | Sr. |
| | 29 | Matt Salerno | 6-0 ⅝ | 199 | Gr. | *Sr. |
| KR | 22 | Devyn Ford | 5-11 | 200 | Gr. | Sr. |
| | 2 | Chris Tyree | 5-9 ½ | 192 | Sr. | Sr. |

TWO-DEEP TIDBITS - DEFENSE

Jordan Botelho finished with three tackles and a QBH against Navy. His key third down stop in the second quarter forced Navy into a field goal attempt that they eventually missed.

Junior Tuihalamaka started his career as a linebacker and has a nose for stopping the run.

Joshua Burnham logged his first career sack in his the most extensive playing time of his young career against Navy.

Rylie Mills is No. 10 on The Athletic's Freak List for his work in the weight room and he is poised for a breakout season. Mills' timely sack against Navy in the fourth quarter pushed the Midshipmen back from the four-yard line that eventually led to a field goal.

Jason Onye's motor never stops and he has been one of the talking points of the Irish preseason in his push for more playing time.

Howard Cross III will appear in his 40th game for Notre Dame against Tennessee State and is a dependable force on the interior of the defensive line.

Gabriel Rubio is in the same role as Onye and Burnham, talented younger defensive linemen who are hoping to level up their game in 2023.

Javontae Jean-Baptiste single handedly ended a Navy drive with back-to-back tackles at the line in the second quarter. A graduate transfer from Ohio State, he finished his first game in an ND uniform with four tackles, including one TFL.

Nana Osafo-Mensah is a leader in the defensive line group and a steady force against the run.

Marist Liufau enters his second full season as a starter in 2023 and was all over the field against Navy, making seven stops and forcing a fumble that just trickled out of bounds before the Irish could recover the ball.

JD Bertrand is the defacto leader of the Irish defense, and is one of the most prolific tackling linebackers of the last 20 years. See page 7 for more on Bertrand.

Jack Kiser does a little bit of everything for the Irish defense, and can appear on the line or even as a spot safety if necessary. He led the team with eight tackles against Navy.

Cam Hart was voted a captain by his teammates this season, and looks poised for a highly productive final season with the Irish. Among the most veteran defenders on the team (36 games played) Hart has 72 career tackles, 13 PBUs and two interceptions.

DJ Brown returned for a fifth year and is the 'quarterback' of the back seven for Notre Dame's defense. A solid and sure tackler, Brown has 107 career stops and three interceptions in his career.

Xavier Watts has grown from a rookie wide receiver into one of Notre Dame's starting safeties. He has appeared in 27 games and has 58 career tackles to his credit.

Benjamin Morrison was a Freshman All-American last season, and is focused on taking his game to an even higher level in 2023. See page 7 for more on Morrison.

The Irish defense is filled with talented younger players eager to make their mark with increased playing time in 2023. **Jaylen Sneed** loves to pressure the quarterback and get downhill on running situations. **Christian Gray**, a true freshman, has earned the trust of position coach Mike Mickens to be listed as a back up to Benjamin Morrison.

While those talented younger players are ready for their moment, there are three key veterans in the back seven of the defense who will play key roles. **Clarence Lewis** has played in 38 games at Notre Dame and might be the team's top choice as the nickel defender. **Thomas Harper**, a transfer from Oklahoma State, also is a top choice to defend slot receivers. **Antonio Carter II** jumps up a level from Rhode Island and will provide the Irish safeties depth and contribute across the Irish special teams.

Dylan Devezin, a sophomore walk-on quarterback, has seized the team's holder role and has earned Spencer Shrader's - and special teams coordinator Marty Biagi's - trust.

Chris Tyree just needs one person to miss on a punt return to show off his burst. **Matt Salerno** has been a dependable punt returner throughout his five-year Notre Dame career.

Devyn Ford returned kicks at Penn State and will be joined by Tyree, who Irish fans still remember for his key kick return for a touchdown against Wisconsin in 2021 that shifted the game's momentum.

* - Super Senior

Note: Class years are academic enrollment; Eligibility is in regards to on the field.

ALPHABETICAL ROSTER/PRONUNCIATIONS

| No. | Name | Pronunciation |
|-----|------------------------|--------------------------------|
| 75 | Sullivan Absher | |
| 76 | Joe Alt | |
| 18 | Steve Angeli | Ann-JELL-ee |
| 33 | Sam Assaf | Aye-saff |
| 96 | Cole Aubrey | |
| 19 | Marty Auer | like hour |
| 23 | Jaiden Ausberry | |
| 79 | Tosh Baker | |
| 15 | Ryan Barnes | |
| 84 | Kevin Bauman | Bauw-man |
| 16 | Micah Bell | Mike-ah |
| 27 | JD Bertrand | |
| 12 | Jordan Botelho | Bo-TELL-ho |
| 34 | Drayk Bowen | Drake BOE-enn |
| 2 | DJ Brown | |
| 40 | Joshua Burnham | |
| 68 | Michael Carmody | Car-MAH-dee |
| 4 | Antonio Carter II | |
| 77 | Ty Chan | |
| 0 | Deion Colzie | |
| 78 | Pat Coogan | |
| 37 | Henry Cook | |
| 52 | Zeke Correll | CORE-ell |
| 70 | Ashton Craig | |
| 56 | Howard Cross III | |
| 16 | Dylan Devezin | DEV-eh-zen |
| 48 | Marcello Diomede | Mar-chell-oh Dee-oh-med-ee |
| 26 | Chase Dixon | |
| 31 | Bryan Dowd | |
| 26 | Isaiah Dunn | |
| 28 | Griffin Eifert | Eye-fert |
| 7 | Audric Estimé | Aw-drick Ess-tim-MAY |
| 88 | Mitchell Evans | |
| 80 | Jordan Faison | Fai-zonn |
| 54 | Blake Fisher | |
| 23 | Justin Fisher | |
| 87 | Cooper Flanagan | |
| 17 | Rico Flores Jr. | Ree-coh Floor-rez |
| 22 | Devyn Ford | Dev-in |
| 95 | Tyson Ford | |
| 42 | Henry Garrity | Gare (like stare)-itty |
| 91 | Aiden Gobaira | Ay-den Go-BYE-ruh |
| 29 | Christian Gray | |
| 19 | Jaden Greathouse | |
| 13 | Thomas Harper | |
| 5 | Cam Hart | |
| 10 | Sam Hartman | |
| 11 | Ramon Henderson | RAH-moan |
| 41 | Donovan Hinish | HIGH-nish |
| 98 | Devan Houston | Dev-in Houston (like the city) |
| 56 | Charles Jagusah | Jaw-goo-saw |
| 14 | Braylon James | |
| 1 | Javontae Jean-Baptiste | Ja-von-tay Szawn Bap-teest |
| 92 | Aidan Keanaaina | Key-aw-nah-eye-nah |
| 27 | Chase Ketterer | Ket-err-err |
| 24 | Jack Kiser | KYE-zerr |
| 43 | Ben Krimm | |
| 73 | Andrew Kristofic | Kris-TAH-fick |
| 57 | Andrew Kros | Cross |

NUMERICAL ROSTER

| No. | Name | Pos. | Ht. | Wt. | Cl. | Elg. | Hometown/High School |
|-----|------------------------|------|--------|-----|-----|------|--|
| 0 | Deion Colzie | WR | 6-4 ¼ | 210 | Jr. | Jr. | McDonough, GA/Athens Academy |
| 0 | Xavier Watts | S | 5-11 ¾ | 204 | Sr. | Jr. | Omaha, NE/Harry A. Burke |
| 1 | Javontae Jean-Baptiste | DL | 6-4 ½ | 260 | Gr. | *Sr. | Spring Valley, NY/Bergen Catholic/Ohio State |
| 2 | DJ Brown | S | 6-1 ¼ | 202 | Gr. | *Sr. | Annapolis, MD/St. John's College |
| 3 | Gi'Bran Payne | RB | 5-9 ½ | 208 | So. | Fr. | Cincinnati, OH/LaSalle |
| 3 | Jaylen Sneed | LB | 6-2 | 223 | So. | Fr. | Hilton Head Island, SC/Hilton Head |
| 4 | Antonio Carter II | S | 5-11 ¾ | 207 | Gr. | Sr. | Orlando, FL/Oak Ridge/Rhode Island |
| 4 | Chris Tyree | WR | 5-9 ½ | 192 | Sr. | Sr. | Chester, VA/Thomas Dale |
| 5 | Cam Hart (C) | CB | 6-2 ½ | 207 | Gr. | Sr. | Baltimore, MD/Good Counsel |
| 5 | Tobias Merriweather | WR | 6-4 | 204 | So. | So. | West Camas, WA/Union |
| 6 | Clarence Lewis | CB | 5-11 ½ | 202 | Sr. | Sr. | Edison, NJ/Mater Dei |
| 7 | Audric Estime | RB | 5-11 ½ | 227 | Jr. | Jr. | Nyack, NY/St. Joseph Regional |
| 7 | Jaden Mickey | CB | 5-11 ½ | 181 | So. | So. | Eastvale, CA/Centennial |
| 8 | Marist Liufau | LB | 6-2 ¼ | 239 | Gr. | Sr. | Kalihi, HI/Punahou |
| 8 | Kenny Minchey | QB | 6-1 ½ | 219 | Fr. | Fr. | Hendersonville, TN/John Paul Pope II |
| 9 | Eli Raridon | TE | 6-6 ¾ | 250 | So. | So. | Des Moines, IA/Valley |
| 10 | Sam Hartman (C) | QB | 6-1 ½ | 212 | Gr. | *Sr. | Charlotte, NC/Oceanside Collegiate/Wake Forest |
| 11 | Ramon Henderson | S | 6-1 | 196 | Sr. | Sr. | Bakersfield, CA/Liberty |
| 11 | KK Smith | WR | 5-11 | 168 | Fr. | Fr. | Frisco, TX/Reedy |
| 12 | Jordan Botelho | LB | 6-2 ½ | 264 | Sr. | Sr. | Honolulu, HI/Saint Louis |
| 12 | Jeremiah Love | RB | 5-11 ⅞ | 197 | Fr. | Fr. | St. Louis, MO/Christian Brothers |
| 13 | Thomas Harper | S | 5-10 ⅝ | 195 | Gr. | *Sr. | Knoxville, TN/Karns/Oklahoma State |
| 13 | Holden Staes | TE | 6-4 ¼ | 242 | So. | So. | Atlanta, GA/The Westminster School |
| 14 | Braylon James | WR | 6-2 ⅞ | 202 | Fr. | Fr. | Austin, Texas/Stony Point |
| 14 | Bryce McFerson | P | 6-1 ½ | 197 | So. | Fr. | Indian Trail, NC/Metrolina Christian Academy |
| 15 | Ryan Barnes | CB | 6-1 ⅞ | 186 | Jr. | So. | Gaithersburg, MD/Quince Orchard |
| 16 | Micah Bell | CB | 5-9 ½ | 173 | Fr. | Fr. | Houston, TX/The Kinkaid School |
| 16 | Dylan Devezin | QB | 6-1 ⅞ | 222 | So. | So. | New Orleans, LA/St. Augustine |
| 17 | Rico Flores Jr. | WR | 6-0 ⅞ | 205 | Fr. | Fr. | North Highlands, CA/Folsom |
| 17 | Brenan Vernon | DL | 6-4 ¾ | 259 | Fr. | Fr. | Mentor, OH/Mentor |
| 18 | Steve Angeli | QB | 6-2 ¾ | 211 | So. | Fr. | Westfield, NJ/Bergen Catholic |
| 18 | Chance Tucker | CB | 5-11 ¾ | 184 | Jr. | So. | Encino, CA/Crespi Carmelite |
| 19 | Marty Auer | S | 5-11 ½ | 200 | Jr. | Jr. | Glenview, IL/Loyola Academy |
| 19 | Jaden Greathouse | WR | 6-1 | 204 | Fr. | Fr. | Austin, Texas/Westlake |
| 20 | Benjamin Morrison | CB | 6-0 ¼ | 185 | So. | So. | Phoenix, AZ/Brophy Prep |
| 21 | Adon Shuler | S | 5-11 ½ | 208 | Fr. | Fr. | Irvington, NJ/Irvington |
| 22 | Devyn Ford | RB | 5-11 | 200 | Gr. | Sr. | Stafford, VA/North Stafford/Penn State |
| 22 | Ben Minich | S | 5-11 ⅞ | 193 | Fr. | Fr. | West Chester, OH/Lakota West |
| 23 | Jaiden Ausberry | LB | 6-0 ⅞ | 224 | Fr. | Fr. | Baton Rouge, LA/University Laboratory School |
| 23 | Justin Fisher | TE | 6-1 ¾ | 237 | So. | So. | Mishawaka, IN/Mishawaka |
| 24 | Jack Kiser | LB | 6-1 ⅝ | 232 | Gr. | Sr. | Royal Center, IN/Pioneer |
| 24 | Jadarian Price | RB | 5-10 ¾ | 206 | So. | Fr. | Denison, TX/Denison |
| 25 | Preston Zinter | LB | 6-2 | 232 | Fr. | Fr. | North Andover, MA/Central Catholic |
| 26 | Chase Dixon | WR | 5-11 ¾ | 183 | Sr. | Sr. | Rockford, IL/Boylan Central Catholic |
| 26 | Isaiah Dunn | CB | 5-11 | 179 | So. | So. | Santa Fe Springs, CA/St. Paul |
| 27 | JD Bertrand (C) | LB | 6-1 | 233 | Gr. | Sr. | Alpharetta, GA/Blessed Trinity |
| 27 | Chase Ketterer | RB | 5-11 ¾ | 208 | Sr. | Sr. | New Carlisle, IN/New Prairie |
| 28 | Griffin Eifert | WR | 6-0 ½ | 209 | Sr. | Sr. | Fort Wayne, IN/Bishop Dwenger |
| 28 | Luke Talich | DB | 6-3 ⅝ | 198 | Fr. | Fr. | Cody, WY/Cody |
| 29 | Christian Gray | CB | 5-11 ¾ | 189 | Fr. | Fr. | St. Louis, MO/De Smet Jesuit |
| 29 | Matt Salerno | WR | 6-0 ⅝ | 199 | Gr. | *Sr. | Valencia, CA/Crespi Carmelite |
| 30 | Skip Velotta | RB | 5-8 ⅞ | 209 | Gr. | Sr. | Cleveland, OH/St. Ignatius |
| 31 | Nana Osafo-Mensah | DL | 6-3 ⅞ | 264 | Gr. | Sr. | Fort Worth, TX/Nolan Catholic |
| 31 | Bryan Dowd | P | 6-3 | 175 | Sr. | Sr. | Willow Springs, IL/Fenwick |
| 32 | Chris Salerno | K | 5-10 ½ | 203 | Jr. | Jr. | Valencia, CA/Crespi Carmelite |
| 32 | Spencer Shrader | K | 6-1 ¾ | 200 | Gr. | Sr. | Lithia, FL/Newsome/USF |
| 33 | Sam Assaf | RB | 6-1 | 200 | Gr. | Sr. | Atlanta, GA/Pace Academy |
| 33 | Tre Reader | LB | 6-0 ¾ | 214 | So. | So. | Tampa, FL/Berkeley Prep |
| 34 | Drayk Bowen | LB | 6-2 | 234 | Fr. | Fr. | St. John, IN/Andean HS |

ALPHABETICAL ROSTER/PRONUNCIATIONS

| No. | Name | Pronunciation |
|-----|---------------------|--------------------------------------|
| 6 | Clarence Lewis | |
| 8 | Marist Liufau | Lee-UH-fauw |
| 12 | Jeremiah Love | |
| 14 | Bryce McFerson | Mc-fuhr-son |
| 5 | Tobias Merriweather | |
| 7 | Jaden Mickey | |
| 99 | Rylie Mills | |
| 8 | Kenny Minchey | Minn-shee |
| 22 | Ben Minich | Minn-ick |
| 51 | Rino Monteforte | Reno (like the city) Montah-fort-tay |
| 20 | Benjamin Morrison | |
| 93 | Armel Mukam | Moo-cam |
| 53 | Quinn Murphy | |
| 47 | Jason Onye | Own-yay |
| 45 | Kobi Onyike | Own-you-kay |
| 31 | Nana Osafo-Mensah | Nah-nah Os-SAH-fo-men-sah |
| 64 | Joe Otting | Ott (like otter)-ing |
| 3 | Gi'Bran Payne | Gih-bron (like LeBron) |
| 72 | Sam Pendleton | |
| 81 | Jack Polian | Pole-lian |
| 24 | Jadarian Price | Jah-DAR (like dart)-ee-an |
| 9 | Eli Raridon | RARE-i-don |
| 33 | Tre Reader | Reed-err |
| 58 | Grant Ristoff | Wrist-off |
| 97 | Gabriel Rubio | |
| 46 | Jerry Rullo | Rule-oh |
| 32 | Chris Salerno | |
| 29 | Matt Salerno | |
| 35 | Hakim Sanfo | Hah-keem |
| 36 | Eddie Scheidler | SHIDE-ler |
| 82 | Leo Scheidler | SHIDE-ler |
| 74 | Billy Schrauth | sh-ROUTH |
| 89 | Charlie Selna | |
| 38 | Davis Sherwood | |
| 32 | Spencer Shrader | Sh-RAID-err |
| 21 | Adon Shuler | Uh-donn |
| 11 | KK Smith | |
| 3 | Jaylen Sneed | |
| 50 | Rocco Spindler | |
| 13 | Holden Staes | Stays |
| 28 | Luke Talich | Taal (like tally)-ich |
| 55 | Chris Terek | |
| 83 | Jayden Thomas | |
| 51 | Boubacar Traore | Boob-ah-car Tray-or-ree |
| 18 | Chance Tucker | |
| 44 | Junior Tuihalamaka | Tooye-ah-la-maka |
| 4 | Chris Tyree | |
| 30 | Skip Velotta | like lotta |
| 17 | Brenan Vernon | |
| 65 | Michael Vinson | |
| 59 | Aamil Wagner | Ah-meal |
| 0 | Xavier Watts | |
| 86 | Alex Whitman | |
| 71 | Brennan Wicks | |
| 39 | Andrew Yanoshak | |
| 92 | Zac Yoakam | Yo-cam |
| 42 | Nolan Ziegler | Zeeg-luhr |
| 25 | Preston Zinter | |

NUMERICAL ROSTER

| No. | Name | Pos. | Ht. | Wt. | Cl. | Elg. | Hometown/High School |
|-----|--------------------|------|----------|-----|-----|------|--|
| 35 | Hakim Sanfo | TE | 6-4 5/8 | 235 | Sr. | Sr. | Alexandria, VA/Mount Vernon |
| 36 | Eddie Scheidler | S | 5-10 1/8 | 190 | Gr. | Sr. | Lake Forest, IL/Lake Forest |
| 37 | Henry Cook | WR | 5-9 5/8 | 184 | Sr. | Sr. | Shaker Heights, OH/St. Ignatius |
| 38 | Davis Sherwood | TE | 6-3 | 238 | Jr. | Jr. | Hightstown, NJ/Good Counsel |
| 39 | Andrew Yanoshak | TE | 6-1 7/8 | 231 | Jr. | Jr. | Bedford, PA/Bishop Guilfoyle |
| 40 | Joshua Burnham | DL | 6-3 1/2 | 248 | So. | Fr. | Traverse City, MI/Traverse City Central |
| 41 | Donovan Hinish | DL | 6-1 5/8 | 280 | So. | Fr. | Pittsburgh, PA/Central Catholic |
| 42 | Nolan Ziegler | LB | 6-3 | 234 | So. | Fr. | Caledonia, MI/Catholic Central |
| 42 | Henry Garrity | TE | 6-3 1/8 | 229 | Fr. | Fr. | Bloomfield Hills, MI/Brother Rice |
| 43 | Ben Krimm | P | 6-1 1/8 | 204 | Gr. | Sr. | Columbus, OH/Upper Arlington/Penn |
| 44 | Junior Tuihalamaka | DL | 6-1 7/8 | 254 | So. | So. | Granada Hills, CA/Bishop Alemany |
| 45 | Kobi Onyike | DL | 6-4 | 285 | So. | So. | Richmond, VA/Benedictine College Prep |
| 46 | Jerry Rullo | LB | 6-0 7/8 | 214 | So. | So. | Havertown, PA/Penn Charter |
| 47 | Jason Onye | DL | 6-5 | 294 | Jr. | So. | North Providence, RI/Bishop Hendricken |
| 48 | Marcello Diomede | K | 6-0 3/8 | 185 | Jr. | Fr. | Glen Ellyn, IL/Glenbard West |
| 50 | Rocco Spindler | OL | 6-4 5/8 | 314 | Jr. | So. | Clarkston, MI/Clarkston |
| 51 | Rino Monteforte | LS | 5-7 | 195 | So. | So. | Uniondale, NY/Kellenberg Memorial |
| 51 | Boubacar Traore | DL | 6-4 | 237 | Fr. | Fr. | Boston, MA/Catholic Memorial |
| 52 | Zeke Correll | OL | 6-3 | 306 | Gr. | Sr. | Cincinnati, OH/Anderson |
| 53 | Quinn Murphy | OL | 6-5 1/4 | 312 | Gr. | Sr. | Duxbury, MA/Duxbury |
| 54 | Blake Fisher | OL | 6-6 | 315 | Jr. | So. | Avon, IN/Avon |
| 55 | Chris Terek | OL | 6-5 1/8 | 316 | Fr. | Fr. | Glen Ellyn, IL/Glenbard West |
| 56 | Howard Cross III | DL | 6-0 7/8 | 288 | Gr. | Sr. | Paramus, NJ/St. Joseph Regional |
| 56 | Charles Jagusah | OL | 6-7 1/4 | 330 | Fr. | Fr. | Rock Island, IL/Alleman |
| 57 | Andrew Kros | LS | 6-3 1/8 | 229 | Fr. | Fr. | Louisville, KY/St. Xavier |
| 58 | Grant Ristoff | DL | 6-2 7/8 | 271 | Fr. | Fr. | Ladera Ranch, CA/JSerra Catholic/Penn |
| 59 | Aamil Wagner | OL | 6-6 | 288 | So. | Fr. | Yellow Springs, OH/Wayne |
| 64 | Joe Otting | OL | 6-3 1/8 | 289 | Fr. | Fr. | Topeka, KS/Hayden |
| 65 | Michael Vinson | LS | 6-2 | 242 | Gr. | *Sr. | Winnetka, IL/New Trier |
| 68 | Michael Carmody | OL | 6-5 1/2 | 291 | Sr. | Jr. | Mars, PA/Mars Area |
| 70 | Ashton Craig | OL | 6-4 1/4 | 307 | So. | Fr. | Lawrenceburg, IN/Lawrenceburg |
| 71 | Brennan Wicks | OL | 6-5 | 261 | Sr. | Sr. | Forestville, MD/Bishop McNamara |
| 72 | Sam Pendleton | OL | 6-4 1/8 | 314 | Fr. | Fr. | Lawsonville, NC/Reagan |
| 73 | Andrew Kristofic | OL | 6-5 1/4 | 305 | Gr. | Sr. | Gibsonia, PA/Pine-Richland |
| 74 | Billy Schrauth | OL | 6-4 1/2 | 311 | So. | Fr. | Campbellsport, WI/St. Mary's Springs |
| 75 | Sullivan Absher | OL | 6-6 5/8 | 326 | Fr. | Fr. | Belmont, NC/South Point |
| 76 | Joe Alt (C) | OL | 6-8 | 322 | Jr. | Jr. | North Oaks, MN/Totino-Grace |
| 77 | Ty Chan | OL | 6-5 | 308 | So. | Fr. | Lowell, MA/Lawrence Academy |
| 78 | Pat Coogan | OL | 6-5 1/8 | 303 | Jr. | So. | Palos Heights, IL/Marist |
| 79 | Tosh Baker | OL | 6-8 | 317 | Sr. | Jr. | Scottsdale, AZ/Pinnacle |
| 80 | Jordan Faison | WR | 5-10 1/8 | 182 | Jr. | Fr. | Fort Lauderdale, FL/Pine Crest |
| 81 | Jack Polian | WR | 6-0 1/8 | 185 | Jr. | Jr. | Ponte Vedra, FL/Ponte Vedra |
| 82 | Leo Scheidler | WR | 6-0 | 188 | So. | So. | Lake Forest, IL/Lake Forest |
| 83 | Jayden Thomas | WR | 6-1 1/2 | 221 | Jr. | So. | Paulding County, GA/Pace Academy |
| 84 | Kevin Bauman | TE | 6-4 1/2 | 256 | Sr. | Jr. | Red Bank, NJ/Red Bank Catholic |
| 86 | Alex Whitman | WR | 6-2 | 189 | Fr. | Fr. | Highstown, NJ/The Peddie School |
| 87 | Cooper Flanagan | TE | 6-5 7/8 | 262 | Fr. | Fr. | Pleasant Hill, CA/De La Salle |
| 88 | Mitchell Evans | TE | 6-5 1/8 | 251 | Jr. | Jr. | Wadsworth, OH/Wadsworth |
| 89 | Charlie Selna | TE | 6-6 1/8 | 248 | Sr. | Sr. | Atherton, CA/Sacred Heart Prep |
| 91 | Aiden Gobaira | DL | 6-5 | 256 | So. | Fr. | Fairfax, VA/Chantilly |
| 92 | Aidan Keanaaina | DL | 6-3 | 309 | Sr. | Jr. | Brighton, CO/J.K. Mullen |
| 92 | Zac Yoakam | K | 5-8 | 188 | So. | So. | Upper Arlington, OH/Upper Arlington |
| 93 | Armel Mukam | DL | 6-3 | 280 | Fr. | Fr. | La Prairie, Quebec, Canada/Woodberry Forest School |
| 95 | Tyson Ford | DL | 6-3 7/8 | 274 | So. | Fr. | St. Louis, MO/John Burroughs |
| 96 | Cole Aubrey | DL | 6-0 5/8 | 230 | Gr. | Sr. | Laguna Niguel, CA/St. John Bosco/Princeton |
| 97 | Gabriel Rubio | DL | 6-5 1/4 | 306 | Jr. | So. | St. Louis, MO/Lutheran of St. Charles County |
| 98 | Devan Houston | DL | 6-4 | 292 | Fr. | Fr. | Mississauga, Ontario, Canada/St. James School |
| 99 | Rylie Mills | DL | 6-5 1/8 | 306 | Sr. | Sr. | Lake Bluff, IL/Lake Forest |

SAM HARTMAN

- Leads all active FBS quarterbacks in career touchdowns (114) and passing yardage (13,218).
- Is just the 12th FBS quarterback to throw for over 13,000 yards with 110 touchdown passes in a career.
- Holds Wake Forest records for career completions, attempts, total touchdowns and total yards.
- Owns an ACC-record 21 career 300-yard passing performances.
- Has a 35-game streak of games in which he is responsible for at least one touchdown, a streak which leads all active FBS players.
- Second behind Oregon's Bo Nix (47) in active career quarterback starts with 46.
- The 2022 Brian Piccolo Award Winner, which is given annually to the "most courageous" football player in the ACC. Hartman earned the award by making his way back to the field after being diagnosed with Paget-Schroetter syndrome (effort thrombosis). Hartman missed much of the month of August in 2022 and the '22 Wake Forest season-opener.
- Announced his decision to graduate transfer to Notre Dame for his final season of eligibility on January 5, 2023.
- Joined Jack Coan (2021 vs. Florida State) and Ron Powlus (1994 vs. Northwestern) as the only two Irish quarterback to throw four touchdowns in their debuts with the program.

HARTMAN ON ACTIVE FBS CAREER CHARTS

TOUCHDOWN PASSES

| | Player | Team | TD Passes |
|---|--------------------|-------------------|------------|
| 1 | Sam Hartman | Notre Dame | 114 |
| 2 | Layne Hatcher | Ball State | 84 |
| 3 | Will Rogers | Mississippi State | 82 |
| 4 | Grayson McCall | Coastal Carolina | 78 |
| 5 | Tanner Mordecai | Wisconsin | 76 |

PASSING YARDS

| | Player | Team | Passing Yards |
|---|--------------------|-------------------|---------------|
| 1 | Sam Hartman | Notre Dame | 13,218 |
| 2 | Dillon Gabriel | Oklahoma | 11,200 |
| 3 | Bo Nix | Oregon | 10,844 |
| 4 | Will Rogers | Mississippi State | 10,689 |
| 5 | Layne Hatcher | Ball State | 10,080 |

PASSING YARDS/GAME

| | Player | Team | TD Passes |
|---|--------------------|-------------------|--------------|
| 1 | Will Rogers | Mississippi State | 305.4 |
| 2 | Sam Hartman | Notre Dame | 269.8 |
| 3 | Michael Penix Jr. | Washington | 267.8 |
| 4 | Jayden De Laura | Arizona | 263.1 |

CAREER NCAA RANKINGS

Hartman has thrown for 114 touchdowns in his career, including 38 scoring throws in 2022 and 39 in 2021. The NCAA record for career touchdown passes is 155 by Case Keenum from 2007-11.

NCAA CAREER TOUCHDOWN LEADERS

| | Player | Team | Years | GP | Pass TDs |
|----|--------------------|-------------------------------|--------------------|-----------|------------|
| 1 | Case Keenum | Houston | 2007-11 | 57 | 155 |
| 2 | Kellen Moore | Boise State | 2008-11 | 53 | 142 |
| 3 | Graham Harrell | Texas Tech | 2005-08 | 45 | 134 |
| 4 | Colt Brennan | Hawaii | 2005-07 | 38 | 131 |
| | Rakeem Cato | Marshall | 2011-14 | 53 | 131 |
| 6 | Baker Mayfield | Texas Tech/Oklahoma | 2013, 2015-17 | 48 | 131 |
| 7 | Landry Jones | Oklahoma | 2009-12 | 52 | 123 |
| 8 | Ty Detmer | BYU | 1988-91 | 46 | 121 |
| 9 | Aaron Murray | Georgia | 2010-13 | 52 | 121 |
| 10 | Luke Falk | Washington State | 2013-17 | 43 | 119 |
| 11 | Timmy Chang | Hawaii | 2000-04 | 53 | 117 |
| 12 | Matt Barkley | Southern Cal | 2009-12 | 47 | 116 |
| 13 | Tim Rattay | Louisiana Tech | 1997-99 | 33 | 115 |
| 14 | Sam Hartman | Wake Forest/Notre Dame | 2018-active | 49 | 114 |
| | Danny Wuerffel | Florida | 1993-96 | 46 | 114 |
| 15 | Derek Carr | Fresno State | 2009-13 | 46 | 113 |

NCAA CAREER PASSING YARDAGE LEADERS

| | Player | Team | Years | GP | Pass Yds |
|----|--------------------|-------------------------------|--------------------|-----------|---------------|
| 1 | Case Keenum | Houston | 2007-11 | 57 | 19,217 |
| 2 | Timmy Chang | Hawaii | 2000-04 | 53 | 17,072 |
| 3 | Landry Jones | Oklahoma | 2009-12 | 52 | 16,646 |
| 4 | Graham Harrell | Texas Tech | 2005-08 | 45 | 15,793 |
| 5 | Ty Detmer | BYU | 1988-91 | 46 | 15,031 |
| 6 | Kellen Moore | Boise State | 2008-11 | 53 | 14,667 |
| 7 | Baker Mayfield | Texas Tech/Oklahoma | 2013, 2015-17 | 48 | 14,607 |
| 8 | Luke Falk | Washington State | 2013-17 | 43 | 14,486 |
| 9 | Colt Brennan | Hawaii | 2005-07 | 38 | 14,193 |
| 10 | Rakeem Cato | Marshall | 2011-14 | 53 | 14,079 |
| 11 | Mason Rudolph | Oklahoma State | 2014-17 | 47 | 13,618 |
| 12 | Sean Mannion | Oregon State | 2011-14 | 47 | 13,600 |
| 13 | Brett Rypien | Boise State | 2015-18 | 50 | 13,581 |
| 14 | Philip Rivers | NC State | 2000-03 | 49 | 13,484 |
| 15 | Corey Robinson | Troy | 2010-13 | 48 | 13,477 |
| 16 | Colt McCoy | Texas | 2006-09 | 53 | 13,253 |
| 17 | Sam Hartman | Wake Forest/Notre Dame | 2018-active | 49 | 13,218 |
| 18 | Aaron Murray | Georgia | 2010-13 | 52 | 13,166 |

AUDRIC ESTIMÉ

- Junior Audric Estimé led the 2022 Irish rushing attack with 920 yards, averaging 5.9 yards-per-carry and logging 11 rushing touchdowns.
- In his first game fo the 2023 season, Estimé led the Irish with 95 yards on 16 carries and rushed for a score.
- In 2022, he reached the 100-yard rushing plateau at North Carolina (17 carries, 134 yards, 2 touchdowns), at Syracuse (20 carries, 123 yards, 2 touchdowns) and against Clemson (18 carries, 104 yards, 1 touchdown). He also rushed for 97 yards vs. BYU and 95 yards in the Gator Bowl victory over South Carolina.

BENJAMIN MORRISON

- Sophomore Benjamin Morrison led the Irish with six interceptions in 2022, earning consensus Freshman All-America honors.
- He was named the Walter Camp Player of the Week after his dominating performance against No. 5 Clemson, setting up Notre Dame’s third touchdown with his first career interception, then picking off another pass and returning it 96 yards for a touchdown. He also contributed a career-best seven tackles and a PBU against the Tigers.
- His six interceptions in 2022 were the most for an Irish player since Manti Te’o picked off seven passes on his way to finishing second in the 2021 Heisman Trophy balloting. It also is the most for an Irish cornerback since Cole Luke intercepted four passes in 2014.
- The six interceptions were the third-most for any FBS defensive player in 2022 and tied for the most of any Power 5 defensive back.
- Shares the Notre Dame single-game record for interceptions in a game with 15 other players, picking off three Boston College passes during the 2022 home finale. He ended the Eagles first drive with an interception, then took away a BC scoring chance with an interception in the end zone later in the first quarter. Finally, in the midst of a snow storm in the second half, Morrison earned his third interception tracking down an overthrow screen pass.

JD BERTRAND

- JD Bertrand piled up 183 tackles in 2021 and 2022 (including 101 in ‘21) which is among the best two-year stretch for an Irish linebacker since 2000-

NOTRE DAME LINEBACKERS SINCE 2000, TWO-YEAR TACKLE TOTALS

| | | | |
|----|--------------------|----------------|------------|
| 1. | Manti Te’o | 2010-11 | 261 |
| 2. | Manti Te’o | 2011-12 | 241 |
| 3. | Tevon Coney | 2017-18 | 239 |
| 4. | Jaylon Smith | 2014-15 | 226 |
| 5. | Courtney Watson | 2002-03 | 207 |
| 6. | Nyles Morgan | 2016-17 | 186 |
| 7. | JD Bertrand | 2021-22 | 183 |
| | Maurice Crum | 2006-07 | 183 |
| 9. | Mike Goolsby | 2002, 04 | 172 |

- Bertrand was a selection for the 2022 Allstate AFCA Good Works team and his passionately invovled in Uplifting Athletes and serves as the Notre Dame chapter president for the organization. Dedicated to service from a very young age, Bertrand started volunteering with his family at Must Ministries when he was just three years old.
- Bertrand started the 2023 season with three tackles against Navy.

JADEN GREATHOUSE

True freshman wide receiver Jaden Greathouse is the first freshman wideout to catch two touchdown passes in his first career game at Notre Dame. He also became just the fifth Irish wide receiver to catch two touchdown passes in a season-opener since 1996.

Michael Floyd did it twice, nabbing three scores in the ‘09 opener against Nevada then starting the 2011 season with two scoring receptions agianst USF. Davaris Daniels catught two touchdowns in the 2013 opener against Temple, Will Fuller caught two against Texas in 2015 and Equanemious St. Brown followed up in 2016 with two against the Longhorns. (09, 11), D. Daniels (13), W. Fuller (15) and E. St. Brown (2016).

TEAM CAPTAINS

Notre Dame announced the selection of four captains for the 2023 season – junior offensive tackle **Joe Alt**, senior linebacker **JD Bertrand**, senior cornerback **Cam Hart** and graduate student quarterback **Sam Hartman**.

Bertrand becomes the 27th two-time captain in program history. Hartman has now earned captaincy status from his fellow teammates in the last four seasons - 2020, 2021 and 2022 at Wake Forest and now in 2023 at Notre Dame.

BOOKEND OFFENSIVE TACKLES – ALT AND FISHER

Junior **Joe Alt** and sophomre **Blake Fisher** combined to provide the Irish offensive line possibly the finest offensive tackle tandem in college football. Interestingly enough, the duo at one point were competing for the same position - left tackle.

At the end of the 2020 season, Liam Eichenberg - a consensus All-American - was seleted 42nd overall in the NFL Draft. The Irish offensive line had a massive role to fill entering the 2021 season and true freshman Blake Fisher ended up earning the start in a big game at Florida State for the ‘21 opener.

Fisher started the game, played well but suffered a knee injury. Joe Alt, who played some tight end for the Irish early in the ‘21 season in short yardage situations, eventually earned the left tackle spot and started the final eight games of the season.

Fisher would recover from his knee injury in time to return to the Irish lineup in the final game of the ‘21 season - a Fiesta Bowl matchup with Oklahoma State. But this time, with Alt established at left tackle, Fisher lined up at right tackle and the dominating duo was born.

The two combined to help the Irish average 4.6 yards per carry in 2022, rack up over 2,400 rushing yards (which was the sixth-best total for the program since 1996) and finish with 25 total rushing touchdowns.

The college football world has noticed the skills. Alt and Fisher are on the Outland Trophy Watch List, while Alt also found himself on the Walter Camp Award and Lombardi Award watch lists.

COACHING STAFF CHANGES

Notre Dame welcomes back a former staff member (who was an analyst in his previous time with the program) in addition to two brand new faces to the Irish coaching staff. Marty Biagi assumes the special teams coordinator role after serving as a special teams analyst with the Irish in 2016. He replaces Brian Mason who moved to the Indianapolis Colts in the NFL.

Gino Guidugli, the Bob and Leslie Mohr Family Quarterbacks Coach and Pass Game Coordinator takes the quarterback room reins from Tommy Rees, who is now the offensive coordinator at Alabama.

Joe Rudolph has also joined the Irish staff at the Joe Moore Offensive Line Coach. He steps in for Harry Hiestand, who retired after the 2022 season.

While not a new face, Gerard Parker - in his second year at Notre Dame - continues his work with the tight ends and will also serve as the John and Bobbie Arlotta Family Offensive Coordinator.

Along with those staff changes, selected members of the returning Irish coaching staff assumed new titles. Deland McCullough added Run Game Coordinator and Mike Mickens is the Defensive Pass Game Coordinator.

TRANSFERS READY TO MAKE AN IMPACT

Notre Dame welcomes six transfers into the program this season that are all expected to have an immediate impact on the field.

- **Antonio Carter II** adds to the Notre Dame safety group after starting all 11 games at Rhode Island last season and finishing with 60 tackles and 10 pass break ups.
- **Devyn Ford** brings experience to a talented running back corps and is expected to be a big contributor for the Irish special teams. Ford played in 27 games at Penn State, logging 133 carries and six rushing touchdowns.
- **Thomas Harper** is another addition to the Irish back seven on defense. Harper saw action in 42 career games and boasts 93 tackles, eight pass break ups and two interceptions in his time at Oklahoma State.
- **Sam Hartman**, the Wake Forest record holder for career completions, passing attempts and total touchdowns joined the Irish quarterback group.
- **Javontae Jean-Baptiste** is another experienced defensive player (47 games played at Ohio State) and injects a veteran athletic presence on an Irish defensive line that saw all-time sack leader Isaiah Foskey parlay a three-year career on the defensive line into a second round NFL draft selection.
- **Spencer Shrader** chose Notre Dame for his final year of eligibility and finds himself on the preseason Lou Groza Award Watch List. One of the top kickoff specialists in the country, Shrader has kicked 28 field goals during his career and has kicked off 209 times in college football without one kick sailing out of bounds.
- Other newcomers via the transfer route include punter **Ben Krimm** and defensive lineman **Grant Ristoff** – both from Penn – and **Cole Aubrey** from Princeton.

YEAR TWO OF A GOLDEN DEFENSE

Notre Dame will enter the season with the same defensive coordinator for the second consecutive year, something that has not occurred since the 2020 season.

Clark Lea left after the 2020 season to be the head coach at Vanderbilt. He was replaced by Marcus Freeman who was promoted to head coach at the conclusion of the '21 regular season.

In 2023, Al Golden will enter his second year as the head of the Irish defense and hopes to get that second-year-in-the-system bounce.

Golden's first Irish defense was a solid 21st overall in total defense in '22, bolstered by a rush defense that held Notre Dame's opponents under 200 total rushing yards per game for the first time since 2019.

Lea held the defensive coordinator spot for three seasons, in his second (2019) the Irish moved from 30th overall in defense to 18th. The rush defense surged from 44th to third.

In the first game of the season against Navy, the Irish held the Midshipmen to just 169 total yards and three points.

EXPERIENCE CHART

In 2022 the Notre Dame roster would finish the season with seven players logging over 50 games played in their career, including defensive back Houston Griffith, who ended his career as the all-time games played leader at Notre Dame with 62.

The Irish roster this season is led by DJ Brown's 48 games played and has been injected with three transfer veterans that boast over 44 career games played:

| Player | Games Played | Starts |
|------------------------|--------------|--------|
| Sam Hartman | 49 | 46 |
| DJ Brown | 48 | 12 |
| Javontae Jean-Baptiste | 48 | 7 |
| Spencer Shrader | 45 | n/a |
| Jack Kiser | 41 | 16 |
| Michael Vinson | 41 | n/a |
| Thomas Harper | 43 | 8 |
| JD Bertrand | 39 | 24 |

IRISH WILL PLAY 500TH GAME IN NOTRE DAME STADIUM IN 2023

Since the first season of competition in Notre Dame Stadium in 1930, Notre Dame is 372-117-5 (.759) in the facility and will play the 500th game in 'The House That Rockne Built' against Wake Forest on November 18th.

Here are the other 'milestone' games in Notre Dame Stadium -

- Game 100: No. 2 Notre Dame 21, No. 4 Texas 0 - Sept. 25, 1954 - the first game of the Terry Brennan era at Notre Dame.
- Game 200: No. 5 Notre Dame 48, Air Force 15 - Nov. 22, 1973 - this game is memorable as it was the last non-sellout of Notre Dame Stadium before the program's sell out streak ended at 243 games on Nov. 16, 2019. The Irish and Falcons met on Thanksgiving Weekend in front of 57,236 fans (the capacity of Notre Dame Stadium in 1973 was 59,075).
- Game 300: No. 13 Tennessee 35, No. 5 Notre Dame 1991 - the only game on this list that Notre Dame fans would like to forget. The Volunteers rallied from a 31-7 deficit and partially blocked Notre Dame's potential game-winning field goal as time expired.
- Game 400: Notre Dame 21, San Diego State 13 - the first game of the 2008 season.

HONORS AND AWARDS

| | |
|-------------------------|--|
| Alt, Joe | 2023 Team Captain |
| | Walter Camp Award Watch List |
| | Outland Trophy Watch List |
| | Lombardi Award Watch List |
| | Associated Press Preseason All-American - First Team |
| | <i>The Sporting News</i> Preseason All-American - First Team |
| | Phil Steele Preseason All-American - First Team |
| | ESPN Preseason All-American - First Team |
| | CBS Sports Preseason All-American - First Team |
| | <i>The Athletic</i> Preseason All-American - First Team |
| | <i>Sports Illustrated</i> Preseason All-American - Second Team |
| | Athlon Sports Preseason All-American - First Team |
| Bertrand, JD | 2022, 2023 Team Captain |
| | Butkus Award Watch List |
| | Nagurski Trophy Watch List |
| | Senior Bowl Watch List |
| Carter, Antonio II | Senior Bowl Watch List |
| Correll, Zeke | Rimington Award Watch List |
| Estimé, Audric | Doak Walker Award Watch List |
| Fisher, Blake | Outland Trophy Watch List |
| | Athlon Sports Preseason All-American - Fourth Team |
| Greathouse, Jaden | 247Sports Preseason True Freshman All-American |
| Harper, Thomas | Senior Bowl Watch List |
| Hart, Cam | 2023 Team Captain |
| | <i>The Athletic</i> Freaks List - No. 32 |
| | Senior Bowl Watch List |
| Hartman, Sam | 2023 Team Captain |
| | 2023 Aer Lingus CFB Classic Most Valuable Player |
| | Senior Bowl Player of the Week - Aug. 28 (Week Zero) |
| | Notre Dame Offensive Player of the Game - vs. Navy |
| | Walter Camp Award Watch List |
| | Maxwell Award Watch List |
| | Davey O'Brien Award Watch List |
| | Senior Bowl Watch List |
| Liufau, Marist | Notre Dame Defensive Player of the Game - vs. Navy |
| | Butkus Award Watch List |
| | Polynesian Player of the Year Watch List |
| | Senior Bowl Watch List |
| Jean-Baptiste, Javontae | <i>The Athletic</i> Freaks List - No. 82 |
| | Senior Bowl Watch List |
| Mills, Rylie | <i>The Athletic</i> Freaks List - No. 10 |
| | Senior Bowl Watch List |
| Morrison, Benjamin | Bednarik Award Watch List |
| | Thorpe Award Watch List |
| | Nagurski Trophy Watch List |
| | Associated Press Preseason All-American - Second Team |
| | <i>The Sporting News</i> Preseason All-American - Second Team |

| | |
|--------------------|--|
| | Phil Steele Preseason All-American - Second Team |
| | CBS Sport Preseason All-American - Second Team |
| | <i>The Athletic</i> Preseason All-American - Second Team |
| | <i>Sports Illustrated</i> Preseason All-American - Second Team |
| | Athlon Sports Preseason All-American - Third Team |
| Osafo-Mensah, NaNa | Senior Bowl Watch List |
| Price, Jadarian | Comeback Player of the Year Watch List |
| Raridon, Eli | Comeback Player of the Year Watch List |
| Tyree, Chris | Notre Dame Special Teams Player of the Game - vs. Navy |
| | Hornung Award Watch List |
| Vinson, Michael | Patrick Mannelly Award Watch List |
| | Phil Steele Preseason All-American - Second Team |
| Shrader, Spencer | Lou Groza Award Watch List |

NOTRE DAME'S RECORD...

| Category | Since 1996 | 2023 |
|---------------------------------------|------------|------|
| in Notre Dame Stadium | 124-46 | 0-0 |
| on opponent home field | 65-54 | 0-0 |
| on a neutral field | 33-16 | 1-0 |
| against AP Top 25 | 46-62 | 0-0 |
| against unranked opponents | 176-54 | 1-0 |
| against AAC teams | 12-2 | 1-0 |
| against ACC teams | 56-18 | 0-0 |
| against Big Ten teams | 34-32 | 0-0 |
| against Mountain West teams | 12-2 | 0-0 |
| against Pac-12 teams | 38-29 | 0-0 |
| against MAC teams | 6-0 | 0-0 |
| against OVC teams | 0-0 | 0-0 |
| 500 yards or more of total offense | 51-9 | 0-0 |
| 400 yards or more of total offense | 133-35 | 1-0 |
| 300 yards or more of total offense | 201-75 | 1-0 |
| rushes for 200 or more yards | 106-10 | 0-0 |
| throws for 300 or more yards | 43-26 | 0-0 |
| has 25 or more first downs | 67-16 | 1-0 |
| has 10 or more rushing first downs | 124-23 | 1-0 |
| has 10 or more passing first downs | 111-65 | 1-0 |
| has 10 or more third down conversions | 18-4 | 0-0 |
| commits zero turnovers | 75-10 | 1-0 |
| commits one or less turnovers | 151-33 | 1-0 |
| commits two or less turnovers | 186-67 | 1-0 |
| has 30 or more minutes of possession | 140-42 | 0-0 |
| records 3 or more sacks | 100-25 | 0-0 |
| records 4 or more sacks | 69-9 | 0-0 |

UNIVERSITY INFORMATION

Location Notre Dame, Indiana
 Founded 1842
 Nickname Fighting Irish
 Colors Blue and Gold
 Enrollment 8,624 (undergraduates), 12,614 (total)
 Stadium Notre Dame Stadium (FieldTurf/77,622)
 President Rev. John I. Jenkins, C.S.C.
 Provost John T. McGreevy
 NCAA Faculty Representative Patricia Bellia
 University VP/James E. Rohr Director of Athletics Jack Swarbrick

FOOTBALL INFORMATION


Offensive Formation Multiple
 Defensive Formation Multiple
 2022 Overall Record 9-4 | Gator Bowl Champion
 Final Ranking #18 AP | #18 Coaches | #21 CFP (pre-bowl)
 Offensive/Defensive Starters From 2022 Returning/Lost 13/9
 Offensive Starters From 2022 Returning/Lost 7/4
 Defensive Starters From 2022 Returning/Lost 6/5
 Special Teams Starters From 2022 Returning/Lost 1/2
 Monogram Winners From 2022 Returning/Lost 50/25
 All-Time Record 960-335-42*
 All-Time Record At Home 517-130-13*
 All-Time Record On The Road 316-162-23
 All-Time Record In Neutral Venues 126-44-6
 First Year of Football 1887
 Years Of Football 2023 is the 135th year of Notre Dame Football

NOTRE DAME FOOTBALL ATHLETIC COMMUNICATIONS



KATY LONERGAN

*Associate Athletics Director
 Strategic and Football Communications*
 klonerg2@nd.edu | 785-764-9941
 game day location - field
 main contact for: Coach Freeman, assistant coaches, student-athlete interviews



ALAN WASIELEWSKI

*Assistant Athletics Director
 Team Communications*
 awasiele@nd.edu | 574-532-4167
 game day location - press box, middle, third seating level
 main contact for: football media operations, credentials, cumulative and career statistics, game notes, photo requests, distribution



CLAIRE KRAMER

Senior Associate Athletics Communications Director
 ckramer@nd.edu | 913-952-6454
 game day location - press box, middle, third seating level
 main contact for: award nominations, weekly and post game press conferences, press box operations, student-athlete interview support



DAN WACKER

Associate Athletics Communications Director
 dwacker@nd.edu | 608-487-3858
 game day location - field
 main contact for: media parking, opponent liaison, student-athlete interview support

WEEKLY MEDIA SCHEDULE

MARCUS FREEMAN AVAILABILITY

- The Dick Corbett Head Football Coach Marcus Freeman conducts a weekly press conference at 12 p.m. ET each Monday of a game week in person in the Notre Dame Stadium Media Room and also available via Zoom.
- The half hour weekly conference previews the upcoming game and is available to watch live on YouTube (search Notre Dame athletics). Coach Freeman also holds a brief Zoom on Thursdays of game weeks at 12 p.m. ET.
- To obtain the link for Monday or Thursday's Zoom, media members should contact Dan Wacker (dwacker@nd.edu).
- For any other Coach Freeman interview requests, media members should contact Katy Lonergan (klonerg2@nd.edu).

STUDENT-ATHLETE INTERVIEWS

- Media members are not permitted to directly contact student-athletes, coaches or support staff to arrange interviews.
- This policy becomes active when any new student-athlete to the roster arrives on campus (for example, in January as an early-enrollees or in June as summer workouts begin). This policy then continues from that point throughout the entirety of their Notre Dame career.
- In-season interviews with selected Notre Dame student-athletes will occur on a weekly basis Tuesday during each game week in person at the Irish Athletics Center.
- Interview requests for student-athletes on a weekly basis or for any other feature ideas (including print media, podcasts and video interviews) must be submitted to Katy Lonergan (klonerg2@nd.edu). The in-season deadline for weekly Tuesday interviews after practice is 12 p.m. ET the Sunday before the proposed interview.
- A player availability schedule will be distributed before each interview session during the season.

GAME NOTES/DISTRIBUTION LIST

- All media members will be provided with access to game notes on Monday of game week at FightingIrish.com/ndfbmedia and they also will be distributed via our email distribution list.
- Contact Alan Wasielewski (awasiele@nd.edu) if you need to be added to the distribution list.

FIGHTINGIRISH.COM/PRESSBOX

- All Notre Dame football information is available at FightingIrish.com/pressbox, which provides access to game notes, student-athlete and coaching staff headshots, updated season statistics, interview session video archives and more.

MORE MEDIA GUIDELINES

- A document with media guidelines for Notre Dame home football games is emailed to each accredited member of the media before each game. Credentialed media are responsible for reading the guidelines and adhering to the policies.
- To request a copy of Notre Dame football's full media guidelines, email Alan Wasielewski at awasiele@nd.edu.



MARCUS FREEMAN

The Dick Corbett Head Football Coach
14th Year Coaching, Third At Notre Dame
Second Year as Head Coach (10-5)

THE FREEMAN FILE

| | |
|-------------|---|
| Hometown | Huber Heights, OH |
| High School | Wayne High School |
| College | Ohio State (2007, B.S.; 2011, M.S.) |
| Wife | Joanna |
| Children | Vinny, Siena, Gino, Nico, Capri and Rocco |

PLAYING EXPERIENCE

| | | |
|---------|----------------|------------|
| 2004-08 | Ohio State | Linebacker |
| 2009 | Chicago Bears | Linebacker |
| | Buffalo Bills | Linebacker |
| | Houston Texans | Linebacker |

BOWLS PLAYED

| | |
|------|--|
| 2005 | Ohio State (Alamo) |
| 2006 | Ohio State (Fiesta) |
| 2007 | Ohio State (BCS National Championship) |
| 2008 | Ohio State (BCS National Championship) |

COACHING CAREER

| | | |
|---------|------------|--|
| 2010 | Ohio State | Graduate Assistant |
| 2011-12 | Kent State | Linebackers |
| 2013-15 | Purdue | Linebackers |
| 2016 | Purdue | Co-Defensive Coordinator/Linebackers |
| 2017-20 | Cincinnati | Defensive Coordinator/Linebackers |
| 2021-22 | Notre Dame | Bob Hinton Defensive Coordinator/Linebackers |
| 2022- | Notre Dame | The Dick Corbett Head Football Coach |

BOWLS COACHED IN

| | | | |
|------|--------------------------|------|-------------------------|
| 2010 | Ohio State (Sugar) | 2019 | Cincinnati (Birmingham) |
| 2012 | Kent State (GoDaddy.com) | 2020 | Cincinnati (Peach) |
| 2018 | Cincinnati (Military) | 2021 | Notre Dame (Fiesta) |
| 2022 | Notre Dame (Gator) | | |

Marcus Freeman, one of the rising young stars in the profession was named the 30th Dick Corbett Head Football Coach at the University of Notre Dame on Dec. 3, 2021. Freeman took over as head coach of the Irish after serving the 2021 season as its defensive coordinator.

Freeman completed his first full season at the helm of the Irish program with a 9-4 mark, with wins over fifth-ranked Clemson, 16th-ranked BYU and 16th-ranked Syracuse; in addition to closing the season with a Gator Bowl win over 19th-ranked South Carolina. He joins Terry Brennan (1954) as just the second Irish head coach to claim four ranked wins in his first season on the Notre Dame sidelines.

His 2023 Notre Dame team was led by consensus All-American Michael Mayer, who finished his junior season as the best tight end in school history. Additionally, consensus All-American defensive lineman Isaiah Foskey became the Notre Dame all-time leader in sacks. Four other Irish earned All-America honors in offensive linemen Joe Alt and Jarrett Patterson, long snapper Michael Vinson, cornerback Benjamin Morrison took home Freshman All-American honors.

Mayer and Foskey were each tabbed in the second round of the 2023 NFL Draft by the Las Vegas Raiders and New Orleans Saints, respectively, while Patterson was drafted in the sixth round by the Houston Texans.

The Irish special teams had a tremendous 2022 season as Notre Dame led the nation with seven blocked kicks, all punts, with Foskey getting his hands on two of them.

In his first season with the Irish in 2021, while serving as the Bob Hinton Defensive Coordinator, Freeman led a transformation on the defensive side of the ball that included a number of Top-20 national rankings. The Irish ranked seventh nationally in defen-

sive touchdowns (4), 10th in turnovers gained (25) and third-down conversion percentage (.321), 12th in total sacks (41.0) and 15th nationally in interceptions (15) and scoring defense (19.7). The 41.0 team sacks tied the program record of 41, also set during the 1996 season.

Under Freeman's guidance, Notre Dame safety Kyle Hamilton was named a consensus All-American in 2021 and went on to be the 14th overall selection in the 2022 NFL Draft.

Freeman oversaw then-sophomore Isaiah Foskey's breakout season as a starter on the defensive line. Foskey tallied 11.0 sacks in 2021, third-most in program history for a single season. The depth of the Irish defense was on full display with Freeman serving as defensive coordinator, as 15 different players recorded a sack and 21 different players had a tackle-for-loss. The 15 interceptions are the most in a single season since 2014, when the Irish had 16. In November, the Irish had three-straight games without allowing a touchdown for the first time since 2012.

Prior to coming to South Bend, Freeman spent the previous four seasons as the defensive coordinator at Cincinnati. During his time with the Bearcats, he was named the 2020 247Sports.com Defensive Coordinator of the Year and 2020 Broyles Award Finalist along with a nominee for the Broyles Award in 2019 and 2018.

In 2020, the Bearcats (9-1) earned a bid to the Peach Bowl as the No. 8-ranked team in the nation and won the American Athletic Conference Championship, the program's first outright league title since 2009.

Cincinnati's defense ranked in the Top-20 nationally in several categories for 2020-21, including being ranked 13th in total defense (324.6 yards per game) and eighth in scoring defense (16.8 points per game) among all FBS teams. In addition, the Bearcats were third in team passing efficiency defense (101.25), 14th in rushing defense (111.1 yards per game), 15th in red zone defense (0.735), 17th in fourth down defense (0.375 rate), 16th in team sacks (3.00 per game) and 10th in turnovers gained (21).

Freeman coached the Bearcats to back-to-back 11-win seasons in 2018 and 2019, the 2019 American Athletic Conference East Division Championship and consecutive bowl-game wins in the 2018 Military Bowl and 2019 TicketSmarter Birmingham Bowl.

The Bearcats finished atop the 2019 AAC ranks in scoring defense for the second-straight season and ranked among the league's top three in rushing and total defense. Cincinnati led the American in 2018 in rushing defense, scoring defense and total defense and ranked among the Top-15 in the NCAA FBS in all three categories.

Joined the Bearcats staff after a four-year stint at Purdue. He coached linebackers all four seasons and served as the Boilermakers co-defensive coordinator in 2015.


Prior to his time at Purdue, Freeman coached linebackers at Kent State from 2011-12, helping develop all-conference selections Luke Batton and C.J. Malaulu.

Freeman started his coaching career as a graduate assistant coach at his alma mater, Ohio State, in 2010 and the Buckeyes went 12-1 with a victory in the Sugar Bowl.

Freeman is just the third Notre Dame head coach to have been selected in the NFL Draft, and is the first since Ara Parseghian was drafted by the Pittsburgh Steelers in 1947. He is the 23rd Notre Dame head coach to have Division I playing experience and the first since Tyrone Willingham.

During his playing career, Freeman was a four-year letterwinner for the Buckeyes from 2004 to 2008. He played under current Wisconsin head coach Luke Fickell and earned second team All-Big Ten honors in 2008 while helping lead Ohio State to four conference titles, three BCS bowls and two trips to the national title game during his career.

He played in the 2009 Senior Bowl and was a fifth-round draft pick of the Chicago Bears, spending time with the Bears, Buffalo Bills and Houston Texans before a medical condition ended his playing career.



AL GOLDEN
Bob Hinton Defensive Coordinator/Linebackers
31st Year Coaching, Second Year At Notre Dame

- Coordinated the 21st-ranked total defense in the nation in 2022, as the Irish finished 15th in the country in sacks per game (2.92).
- A three-year letter winner and two-year starter at tight end at Penn State.
- Prior to his time at Notre Dame, he spent two seasons as the linebackers coach with the Cincinnati Bengals. Has been a head coach at the collegiate level (Temple, 2006-10; Miami FL, 2011-15).



GERAD (Jared) PARKER
John and Bobbie Arlotta Family Offensive
Coordinator/Tight Ends
18th Year Coaching, Second At Notre Dame

- Promoted to offensive coordinator in February of 2023 after serving as the team's tight end coach in '22, helping guide Michael Mayer to a consensus All-America season as the most prolific TE in school history.
- Was the offensive coordinator at West Virginia from 2020-21 and served as Purdue's interim head coach (2016) while on the same staff with current Irish head coach Marcus Freeman.



MARTY BIAGI (Bee-ah-Gee)
Special Teams Coordinator
16th Year Coaching, First At Notre Dame

- A special teams analyst at Notre Dame in 2016, returns to campus as the special teams coordinator after successful stints at North Texas (2017-19), Purdue (2020-21) and Ole Miss (2022).
- A two-time finalist for the FootballScoop.com Special Teams Coordinator of the Year, Biagi boasts nine years of special teams coordinator experience.
- A punter and placekicker at Marshall (2004-08).



GINO (Geeno)
GUIDUGLI (Guh-Doo-Lee)
Bob and Leslie Mohr Family Quarterbacks
Coach/Pass Game Coordinator
13th Year Coaching, First At Notre Dame

- Joins the Irish staff after serving as the offensive coordinator and quarterbacks coach at Cincinnati in 2022, his alma mater where he passed for 70 touchdowns and is a charter member of the Nippert Stadium Hall of Fame.
- Started his coaching career at Central Michigan before shifting to his alma mater where he coached on the same staff with current Irish head coach Marcus Freeman.



DELAND (DEE-Land)
MCCULLOUGH (Mc-cull-la)
Running Backs
13th Year Coaching, Second At Notre Dame

- Had an immediate impact on the Irish RB group in 2022, helping three backs rush for over 400 yards and average 4.4 per carry.
- McCullough was a three-time All-MAC selection (1st team in 1992 and 1995, 2nd team in 1994) at Miami (Ohio).
- Won Super Bowl LIV as a member of the Kansas City Chiefs staff.



MIKE MICKENS
Cornerbacks/Defensive Pass Game Coordinator
12th Year Coaching, Fourth At Notre Dame

- Heading into his fourth season coaching the cornerbacks at Notre Dame in 2023 and helped mentor sophomore Benjamin Morrison through a freshman All-America season in '22.
- Starred at the University of Cincinnati where he became the school's career leader in interceptions (14) and interception return yards (296).



CHRIS O'LEARY
Pat and Jana Eilers Defensive Backs Coach/
Safeties
Eighth Year Coaching, Fourth At Notre Dame

- Heading into his fourth season as the Pat and Jana Eilers Defensive Backs Coach/Safeties in 2022, helped the Irish defense finish 21st in total defense and 38th in scoring defense in '22.
- A wide receiver, saw action in 27 games at Indiana State and hauled in 47 receptions for 397 yards, while also completing 2-of-3 passes for 61 yards and one touchdown for the Sycamores.



JOE RUDOLPH
Joe Moore Offensive Line Coach
19th Year Coaching, First At Notre Dame

- A proven developer of top offensive line talent, Rudolph joins the staff after spending the '22 season at Virginia Tech, which followed a successful seven-year run at Wisconsin.
- Rudolph's charges at Wisconsin earned a Rimington Award, nine All-America selections, five first-team All-America honors and nine first-team All-Big Ten accolades.



CHANSI (Chance-ee)
STUCKEY (Stuck-ee)
Wide Receivers
Fourth Year Coaching, First At Notre Dame

- During his college days at Clemson, he was a quarterback in his freshman season before moving to wide receiver. In his three years as a wide out, he amassed 139 receptions, 1,750 yards and seven receiving touchdowns.
- Enters his second season at Notre Dame and his fifth overall as a coach in 2022



AL WASHINGTON
Bob and Leslie Mohr Family Defensive Line
Coach/Defensive Run Game Coordinator
16th Year Coaching, Second At Notre Dame

- In his first season with the Irish in '22, helped develop Consensus All-American Isaiah Foskey, who broke the all-time sacks record at Notre Dame and ended up as a second-round draft pick by the New Orleans Saints.
- Washington was a three-year starter and four-year letterwinner as a defensive tackle for Boston College (2002-05). He finished his career with 74 tackles, six sacks and 15.5 tackles for loss.



AP TOP 25

| Rk | Team (1st Place Votes) | Rec. | Points | Trend |
|----------|------------------------|------------|-------------|-------|
| 1 | Georgia (60) | 0-0 | 1572 | - |
| 2 | Michigan (2) | 0-0 | 1490 | - |
| 3 | Ohio State (1) | 0-0 | 1400 | - |
| 4 | Alabama | 0-0 | 1398 | - |
| 5 | LSU | 0-0 | 1276 | - |
| 6 | Southern Cal | 0-0 | 1245 | - |
| 7 | Penn State | 0-0 | 1177 | - |
| 8 | Florida State | 0-0 | 1147 | - |
| 9 | Clemson | 0-0 | 1032 | - |
| 10 | Washington | 0-0 | 977 | - |
| 11 | Texas | 0-0 | 882 | - |
| 12 | Tennessee | 0-0 | 868 | - |
| 13 | NOTRE DAME | 0-0 | 863 | - |
| 14 | Utah | 0-0 | 811 | - |
| 15 | Oregon | 0-0 | 732 | - |
| 16 | Kansas State | 0-0 | 511 | - |
| 17 | TCU | 0-0 | 416 | - |
| 18 | Oregon State | 0-0 | 406 | - |
| 19 | Wisconsin | 0-0 | 386 | - |
| 20 | Oklahoma | 0-0 | 296 | - |
| 21 | North Carolina | 0-0 | 292 | - |
| 22 | Ole Miss | 0-0 | 281 | - |
| 23 | Texas A&M | 0-0 | 227 | - |
| 24 | Tulane | 0-0 | 224 | - |
| 25 | Iowa | 0-0 | 131 | - |

Others receiving votes: Texas Tech 101, South Carolina 73, UCLA 66, UTSA 64, Arkansas 22, Boise State 17, **Pittsburgh 16**, Kentucky 14, Troy 10, **Louisville 10**, Auburn 7, Minnesota 6, **Duke 4**, Toledo 4, Mississippi State 4, Florida 4, Baylor 3, Illinois 3, Coastal Carolina 3, **NC State 1**, South Alabama 1, James Madison 1, Liberty 1.

bold - 2023 Notre Dame opponents

AFCA TOP 25

| Rk | Team (1st Place Votes) | Rec. | Points | Trend |
|----------|------------------------|------------|-------------|-------|
| 1 | Georgia (61) | 0-0 | 1643 | - |
| 2 | Michigan | 0-0 | 1510 | - |
| 3 | Alabama (4) | 0-0 | 1489 | - |
| 4 | Ohio State (1) | 0-0 | 1485 | - |
| 5 | LSU | 0-0 | 1294 | - |
| 6 | Southern Cal | 0-0 | 1228 | - |
| 7 | Penn State | 0-0 | 1181 | - |
| 8 | Florida State | 0-0 | 1145 | - |
| 9 | Clemson | 0-0 | 1078 | - |
| 10 | Tennessee | 0-0 | 991 | - |
| 11 | Washington | 0-0 | 941 | - |
| 12 | Texas | 0-0 | 848 | - |
| 13 | NOTRE DAME | 0-0 | 841 | - |
| 14 | Utah | 0-0 | 839 | - |
| 15 | Oregon | 0-0 | 820 | - |
| 16 | TCU | 0-0 | 655 | - |
| 17 | Kansas State | 0-0 | 440 | - |
| 18 | Oregon State | 0-0 | 365 | - |
| 19 | Oklahoma | 0-0 | 320 | - |
| 20 | North Carolina | 0-0 | 315 | - |
| 21 | Wisconsin | 0-0 | 309 | - |
| 22 | Ole Miss | 0-0 | 303 | - |
| 23 | Tulane | 0-0 | 225 | - |
| 24 | Texas Tech | 0-0 | 200 | - |
| 25 | Texas A&M | 0-0 | 196 | - |

Others receiving votes: Iowa 169, South Carolina 89, Florida 63, UTSA 59, **Pittsburgh 52**, UCLA 42, Kentucky 34, Baylor 28, Troy 25, Arkansas 20, Fresno State 19, **NC State 19**, Auburn 18, Boise State 18, Miami FL 16, Minnesota 16, Mississippi State 13, Oklahoma State 12, Missouri 11, Maryland 10, SMU 8, South Alabama 8, Illinois 7, Air Force 6, **Wake Forest 6**, Toledo 5, Washington State 4, Houston 3, Arizona 2, BYU 2, **Duke 2**, James Madison 1, Kansas 1, Memphis 1.

THE LAST TIME...

RUSHING

| | | | |
|---------------------------------------|-----|--------------------|------|
| 500 or more yards | 515 | at Boston College | 2017 |
| 400 yards | 451 | Massachusetts | 2015 |
| 300 yards | 353 | Florida State | 2020 |
| 200 yards | 264 | vs. South Carolina | 2022 |
| 200 yards in the first half | 214 | Boston College | 2022 |
| 200 yards consecutive games | 226 | UNLV | 2022 |
| | 246 | at Syracuse | 2022 |
| three straight 200-yard rushing games | 263 | Clemson | 2022 |
| 70 or more attempts | 76 | Michigan State | 1991 |
| 60 attempts | 63 | Navy | 2007 |
| 50 attempts | 56 | at Syracuse | 2022 |
| 40 attempts | 46 | vs. South Carolina | 2022 |
| Eight or more rushing TDs | 9 | Pittsburgh | 1965 |
| Seven rushing TDs | 7 | at Boston College | 2017 |
| Six rushing TDs | 6 | South Florida | 2020 |
| Five rushing TDs | 5 | Southern Cal | 2017 |
| Four rushing TDs | 4 | Boston College | 2022 |
| Three rushing TDs | 3 | vs. South Carolina | 2022 |

PASSING

| | | | |
|--------------------------------|-----|--------------------|------|
| 500 or more yards | 509 | vs. Oklahoma State | 2021 |
| 400 yards | 434 | New Mexico | 2019 |
| 300 yards | 318 | at Southern Cal | 2022 |
| 60 or more attempts | 68 | vs. Oklahoma State | 2021 |
| 50 attempts | 53 | Virginia Tech | 2019 |
| 40 attempts | 46 | Cincinnati | 2021 |
| 30 attempts | 34 | vs. South Carolina | 2022 |
| 35 or more completions | 38 | vs. Oklahoma State | 2021 |
| 30 completions | 35 | at Clemson | 2015 |
| 25 completions | 27 | at Stanford | 2021 |
| 6 or more TDs | 6 | Bowling Green | 2019 |
| 5 TDs | 5 | vs. Oklahoma State | 2021 |
| 4 TDs | 4 | vs. Navy | 2023 |
| 3 TDs | 4 | vs. Navy | 2023 |
| 5 or more interceptions thrown | 7 | Southern Cal | 1967 |
| 4 interceptions thrown | 4 | at Arizona State | 2014 |
| 3 interceptions thrown | 3 | vs. South Carolina | 2022 |

TOTAL OFFENSE

| | | | |
|-----------------------------|-----|--------------------|------|
| 700 or more yards | 710 | Wake Forest | 2017 |
| 650 yards | 654 | Syracuse | 2015 |
| 600 yards | 611 | Boston College | 2017 |
| 550 yards | 558 | vs. South Carolina | 2022 |
| 500 yards | 558 | vs. South Carolina | 2022 |
| 450 yards | 558 | vs. South Carolina | 2022 |
| 400 yards | 444 | vs. Navy | 2023 |
| 300 yards in the first half | 336 | Boston College | 2022 |

SCORING

| | | | |
|---|------------|--------------------|---------|
| scored 60 or more points | 66 | New Mexico | 2019 |
| 50 points | 55 | Georgia Tech | 2021 |
| 45 points | 45 | vs. South Carolina | 2022 |
| 40 points | 42 | vs. Navy | 2023 |
| 35 points | 42 | vs. Navy | 2023 |
| 35 or more points, six straight games | | last seven games | 2022-23 |
| 30 points | 42 | vs. Navy | 2023 |
| 30 points in the first half | 37 | Boston College | 2022 |
| 21 or more points in a quarter | 21(2nd) | vs. Navy | 2022 |
| 21 or more points in the first quarter | 23 | UNLV | 2022 |
| 21 or more points in the second quarter | 21 | vs. Navy | 2022 |
| 21 or more points in the fourth quarter | 21 | Clemson | 2022 |
| scored on the first 8 drives of the game (5 FG, 3 TD) | 8 | Boston College | 2022 |
| allowed 60 or more points | | Never | |
| allowed 50 points | 50 | at Texas (2 OT) | 2016 |
| allowed 40 points | 40 | vs. Clemson | 2020 |
| allowed 30 points | 38 | vs. South Carolina | 2022 |
| held scoreless | 0-17 | at Boston College | 2008 |
| held scoreless at home | 0-38 | Southern Cal | 2007 |
| held scoreless on the road | 0-17 | at Boston College | 2008 |
| held scoreless in the second half | 0 | vs. Navy | 2022 |
| held without offensive TD | 3-30 | vs. Clemson | 2019 |
| held without offensive TD on the road | 3-10 | at NC State | 2016 |
| held without offensive TD at home | 0-38 | Southern Cal | 2007 |
| held opponent scoreless | 44-0 | Boston College | 2022 |
| held opponent scoreless in first half | 28-0 | vs. Navy | 2023 |
| held opponent scoreless at home | 44-0 | Boston College | 2022 |
| held opponent scoreless on the road | 17-0 | at Purdue | 1993 |
| held opponent without offensive TD | 42-3 | vs. Navy | 2023 |
| held opponent without offensive TD on the road | 28-3 | at Virginia | 2021 |
| held opponent without offensive TD at home | 44-0 | Boston College | 2022 |
| held opponent scoreless neutral site | 22-0 | vs. Maryland | 2002 |
| held two opponents scoreless in a season | 22-0 | vs. Maryland | 2002 |
| | 42-0 | Rutgers | 2002 |
| held three opponents scoreless in a season | 23-0 | Purdue | 1976 |
| | 49-0 | at Northwestern | 1976 |
| | 41-0 | Oregon | 1976 |
| held four/five/six opponents scoreless in a season | 35-0 | vs. Army | 1966 |
| | 32-0 | North Carolina | 1966 |
| | 38-0 | at Oklahoma | 1966 |
| | 40-0 | Pittsburgh | 1966 |
| | 64-0 | Duke | 1966 |
| | 51-0 | at Southern Cal | 1966 |
| scored on the first play of the game | int return | at Syracuse | 2022 |
| | | B. Joseph | 29 yds |

TURNOVERS

| | | | |
|---|---------------------|-------------------|------|
| did not commit a turnover | 0 | vs. Navy | 2023 |
| committed six or more turnovers | 6 | vs. Navy | 1984 |
| committed five turnovers | 5 | Boston College | 2015 |
| lost four or more fumbles | 4 | Michigan State | 1999 |
| lost three fumbles | 3 | at Boston College | 2020 |
| recorded six or more takeaways | 6 | Michigan | 2012 |
| recorded five takeaways | 5 (3 int, 2 fumble) | Boston College | 2022 |
| returned two or more interceptions for touchdowns | 2 | vs. Wisconsin | 2021 |
| Jack Kiser - 66 yds, Drew White - 48 yards | | | |
| returned an interception for a touchdown | 1 | Clemson | 2022 |
| Benjamin Morrison - 96 yards | | | |
| returned a fumble for a touchdown | 1 | Georgia Tech | 2021 |
| Myron Tagovailoa-Amosa - 70 yds | | | |

DEFENSE

| | | | |
|---|------|--------------------|------|
| held opponent to 100 or fewer rushing yards | 75 | vs. South Carolina | 2022 |
| held opponent to 50 or fewer rushing yards | 34 | Clemson | 2020 |
| 100 or fewer passing yards | 42 | vs. Navy | 2023 |
| 200 or fewer passing yards | 42 | vs. Navy | 2023 |
| 200 or fewer passing yards, consecutive games | 117 | Boston College | 2022 |
| | 108 | vs. Navy | 2022 |
| 300 or fewer total yards | 169 | vs. Navy | 2022 |
| 200 or fewer total yards | 169 | vs. Navy | 2023 |
| intercepted five or more passes | 5 | Michigan | 2012 |
| intercepted four passes | 4 | vs. Wisconsin | 2021 |
| intercepted three passes | 3 | Boston College | 2022 |
| forced five or more fumbles | 5 | at Louisville | 2019 |
| forced four fumbles | 4 | Syracuse | 2020 |
| forced three fumbles | 3 | at Stanford | 2021 |
| scored a safety | | vs. BYU | 2022 |
| recorded nine or more sacks | 9 | Rutgers | 1996 |
| eight sacks | 8 | Virginia | 2019 |
| seven sacks | 7 | at Virginia | 2021 |
| six sacks | 6 | California | 2022 |
| held opponent to 10 or fewer first downs | 10 | Boston College | 2022 |
| held opponent without a 3rd down conversion | 0-12 | UNLV | 2022 |

SPECIAL TEAMS

| | | | |
|------------------------------------|-----------------|-------------------------|------|
| returned a punt for a touchdown | Massachusetts | C.J. Sanders (50 yds) | 2015 |
| returned a blocked punt for a TD | Clemson | Prince Kollie (17 yds) | 2022 |
| returned a kickoff for a touchdown | vs. Wisconsin | Chris Tyree (96 yds) | 2021 |
| returned a blocked FG for a TD | at Air Force | Terrail Lamber (76 yds) | 2006 |
| blocked a punt | vs. Navy | Jack Kiser | 2022 |
| blocked two punts | UNLV | Isaiah Foskey (both) | 2022 |
| blocked two consecutive punts | UNLV | Isaiah Foskey (both) | 2022 |
| blocked punt in consecutive games | Stanford & UNLV | | 2022 |
| blocked punt in three cons. games | at Syracuse | Clarence Lewis | 2022 |
| blocked punt in four cons. games | Clemson | Jordan Botelho | 2022 |
| blocked punt in five cons. games | vs. Navy | Jack Kiser | 2022 |

| | | | |
|------------------------------------|-------------------|------------------------|------|
| punted 10 or more times | at Michigan | | 2019 |
| did not punt | vs. Navy | | 2023 |
| blocked a field goal | Georgia Tech | Myron Tagovailoa-Amosa | 2021 |
| had a field goal blocked | at Texas | | 2016 |
| blocked a PAT kick | Florida State | Jerry Tillery | 2018 |
| scored on a blocked PAT kick | Florida State | Julian Love | 2018 |
| missed a PAT kick | Cincinnati | | 2021 |
| had a PAT kick blocked | Florida State | | 2018 |
| opponent scored on blocked PAT | Northwestern | | 2014 |
| had a punt blocked | Northwestern | | 2018 |
| two-point conversion | Marshall | Tyler Buchner run | 2022 |
| missed two-point conversion | at Southern Cal | pass failed | 2022 |
| stopped 3 two-point conv. attempts | at North Carolina | | 2022 |
| recovered two onside kicks | vs. Navy | P. Kollie, M. Salerno | 2022 |

MISCELLANEOUS

| | | | |
|---|-------|--------------------|------|
| had 35 or more first downs | 35 | at North Carolina | 2022 |
| had 30 or more first downs | 35 | at North Carolina | 2022 |
| had 25 or more first downs | 27 | vs. Navy | 2023 |
| had 20 or more first downs | 27 | vs. Navy | 2023 |
| ND was not penalized | | at LSU | 1997 |
| had 10 or more penalties | 11 | at Stanford | 2019 |
| has 120 or more yards in penalties | 120 | at Rutgers | 2000 |
| had 40 or more minutes of possession time | 40:55 | vs. BYU | 2022 |
| had 35 or more minutes of possession time | 36:39 | vs. South Carolina | 2022 |
| was involved in a tie game | 17-17 | at Southern Cal | 1994 |
| was involved in an overtime game | 41-38 | at Florida State | 2021 |
| was involved in a 2 OT overtime game | 47-40 | Clemson | 2020 |
| was involved in a 3 OT overtime game | 29-26 | Pittsburgh | 2012 |
| was involved in a 4 OT overtime game | 33-36 | Pittsburgh | 2008 |

NOTRE DAME PLAYER RUSHING

| | | | | |
|-------------------------------------|-----|-----------------|-------------------|------|
| rushed for 100 yards | 122 | Logan Diggs | Boston College | 2022 |
| rushed for 125 yards | 130 | Logan Diggs | UNLV | 2022 |
| rushed for 150 yards | 199 | Kyren Williams | North Carolina | 2020 |
| rushed for 175 yards | 199 | Kyren Williams | North Carolina | 2020 |
| rushed for 200 yards | 202 | Dexter Williams | Florida State | 2018 |
| rushed for 250 yards | 262 | Julius Jones | at Pittsburgh | 2003 |
| QB rushed for 200 yards | 207 | Brandon Wimbush | at Boston College | 2017 |
| QB rushed for 100 yards | 139 | Ian Book | at Duke | 2019 |
| two players rush for over 100 yards | 114 | Logan Diggs | Clemson | 2022 |
| | 104 | Audric Estimé | Clemson | 2022 |
| three players rush for over 100 yds | 128 | DeShone Kizer | at Stanford | 2015 |
| | 161 | Josh Adams | at Stanford | 2015 |
| | 124 | Dexter Williams | at Stanford | 2015 |
| rushed 40 or more times | 40 | Allen Pinkett | at LSU | 1984 |
| rushed 35 times | 35 | Julius Jones | BYU | 2003 |

| | | | | |
|-------------------------------|----|-----------------|--------------------|------|
| rushed 30 times | 32 | James Aldridge | Navy | 2007 |
| rushed 25 times | 28 | Logan Diggs | UNLV | 2022 |
| two players rush 20 times | 20 | Audric Estimé | at Syracuse | 2022 |
| | 20 | Logan Diggsq | at Syracuse | 2022 |
| rushed for 4 or more TDs | 4 | Brandon Wimbush | at Boston College | 2017 |
| rushed for 3 TDs | 3 | Kyren Williams | Clemson | 2020 |
| rushed for 2 TDs | 2 | Tyler Buchner | vs. South Carolina | 2022 |
| had a run of 90 yards or more | 91 | Kyren Williams | North Carolina | 2021 |
| had a run of 80 yards or more | 91 | Kyren Williams | North Carolina | 2021 |
| had a run of 70 yards or more | 91 | Kyren Williams | North Carolina | 2021 |
| had a run of 60 yards or more | 68 | Tyler Buchner | Georgia Tech | 2021 |
| had a run of 50 yards or more | 51 | Logan Diggs | Boston College | 2022 |

PASSING

| | | | | |
|---|-----|-----------------|--------------------|------|
| passed for 500 or more yards | 509 | Jack Coan | vs. Oklahoma St. | 2021 |
| passed for 400 yards | 509 | Jack Coan | vs. Oklahoma St. | 2021 |
| passed for 300 yards | 318 | Drew Pyne | at Southern Cal | 2022 |
| attempted 60 or more passes | 68 | Jack Coan | vs. Oklahoma St. | 2021 |
| attempted 50 passes | 53 | Ian Book | Virginia Tech | 2019 |
| attempted 40 passes | 40 | Ian Book | Boston College | 2019 |
| attempted 30 passes | 32 | Tyler Buchner | Marshall | 2022 |
| completed 30 or more passes | 38 | Jack Coan | vs. Oklahoma St. | 2021 |
| completed 20 passes | 23 | Drew Pyne | at Southern Cal | 2022 |
| threw six touchdowns | 6 | Brady Quinn | BYU | 2005 |
| threw five touchdowns | 5 | Jack Coan | vs. Oklahoma St. | 2021 |
| threw four touchdowns | 4 | Sam Hartman | vs. Navy | 2023 |
| threw three touchdowns | 4 | Sam Hartman | vs. Navy | 2023 |
| threw five or more interceptions | 5 | Terry Hanratty | Southern Cal | 1967 |
| threw four interceptions | 4 | Everett Golson | at Arizona State | 2014 |
| threw three interceptions | 3 | Tyler Buchner | vs. South Carolina | 2022 |
| completed a pass of 90 yds or more | 95 | Dayne Crist | Michigan | 2010 |
| completed a pass of 80 yds or more | 83 | Brandon Wimbush | at Stanford | 2017 |
| completed a pass of 70 yds or more | 75 | Tyler Buchner | vs. South Carolina | 2022 |
| completed a pass of 60 yds or more | 75 | Tyler Buchner | vs. South Carolina | 2022 |
| completed a pass of 50 yds or more | 75 | Tyler Buchner | vs. South Carolina | 2022 |
| finished first half w/o incompletion | 8-8 | Drew Pyne | at Southern Cal | 2022 |
| completed 10 straight passes | 15 | Drew Pyne | at Southern Cal | 2022 |
| completed 15 consecutive passes | 15 | Drew Pyne | at Southern Cal | 2022 |
| consecutive completions to start a game | 15 | Drew Pyne | at Southern Cal | 2022 |

RECEIVING

| | | | | |
|---------------------------------|-----|----------------|------------------|------|
| caught 10 or more passes | 11 | Michael Mayer | vs. BYU | 2022 |
| caught 7 passes | 8 | Michael Mayer | at Southern Cal | 2022 |
| had 200 or more yards | 201 | Golden Tate | at Stanford | 2009 |
| had 175 yards | 180 | Chase Claypool | Wake Forest | 2017 |
| had 150 yards | 180 | Chase Claypool | Wake Forest | 2017 |
| had 100 yards | 115 | Michael Mayer | UNLV | 2022 |
| had 2/3 receivers with 100+ yds | 136 | Lorenzo Styles | vs. Oklahoma St. | 2021 |
| | 115 | Chris Tyree | vs. Oklahoma St. | 2021 |
| | 105 | Kevin Austin | vs. Oklahoma St. | 2021 |
| caught 4 or more TDs | 4 | Chase Claypool | Navy | 2019 |

| | | | | |
|----------------------------------|---|------------------|-------------------|------|
| caught 3 or more TDs | 3 | Javon McKinley | Syracuse | 2020 |
| caught 2 or more TDs | 2 | Jaden Greathouse | vs. Navy | 2023 |
| caught 3 or more TDs in one half | 3 | Ben Skowronek | at Boston College | 2020 |

TOTAL OFFENSE

| | | | | |
|------------------------------------|------------|---------------|-------------------|------|
| had 500 or more total yards | 505 | Jack Coan | vs. Oklahoma St. | 2021 |
| had 400 total yards | 406 | Ian Book | New Mexico | 2019 |
| had 100 yard passing, 100 rushing | 181 139 | Ian Book | at Duke | 2019 |
| had 3 RB with 100+ scrimmage yards | 134 | Audric Estimé | at North Carolina | 2022 |
| | 111 | Chris Tyree | at North Carolina | 2022 |
| | 115 | Logan Diggs | at North Carolina | 2022 |

SCORING

| | | | | |
|-----------------------------|---|---------------|--------------------|------|
| accounted for 6 or more TDs | 6 | Ian Book | New Mexico | 2019 |
| accounted for 5 or more TDs | 5 | Tyler Buchner | vs. South Carolina | 2022 |
| accounted for 4 or more TDs | 4 | Sam Hartman | vs. Navy | 2023 |
| accounted for 3 or more TDs | 4 | Sam Hartman | vs. Navy | 2023 |

DEFENSE

| | | | | |
|------------------------------|-----|-------------------|-----------------|------|
| 3 or more interceptions | 3 | Benjamin Morrison | Boston College | 2022 |
| 2 interceptions | 3 | Benjamin Morrison | Boston College | 2022 |
| forced 2 fumbles | 2 | Daelin Hayes | at Georgia Tech | 2020 |
| recovered 3 fumbles | | | never | |
| recovered 2 fumbles | 2 | Nick McCloud | vs. Clemson | 2020 |
| 20 or more tackles | 21 | Manti Te'o | Stanford | 2010 |
| 15 tackles | 17 | Te'von Coney | vs. LSU | 2017 |
| 10 tackles | 12 | JD Bertrand | Clemson | 2022 |
| defensive lineman 10 tackles | 11 | Howard Cross III | Marshall | 2022 |
| 4.0 or more sacks | 4.0 | Jerry Tillery | Stanford | 2018 |
| 3.0 sacks | 3.0 | Isaiah Foskey | UNLV | 2022 |
| 2.0 sacks | 2.0 | Jordan Bothelho | at Syracuse | 2022 |

SPECIAL TEAMS

| | | | | |
|--------------------------------------|-----|-----------------|----------------|------|
| scored 17 or more points kicking | 17 | Jonathan Doerer | vs. Clemson | 2020 |
| scored 15 points kicking | 17 | Jonathan Doerer | vs. Clemson | 2020 |
| scored 10 points kicking | 13 | Blake Grupe | Boston College | 2022 |
| 5 or more field goals | 5 | Kyle Brindza | vs. Rutgers | 2013 |
| 4 field goals | 4 | Jonathan Doerer | vs. Clemson | 2020 |
| 2 field goals of 50 yards or more | | | never | |
| field goal of 50 yards or more | 51 | Jonathan Doerer | vs. Wisconsin | 2021 |
| punted over 70 yards | 72 | Jay Bramblett | vs. Wisconsin | 2021 |
| punted over 60 yards | 61 | Jon Sot | Marshall | 2022 |
| punted 10 or more times | 10 | Jay Bramblett | at Michigan | 2019 |
| 175 yards or more on kickoff returns | 182 | C.J. Sanders | at Stanford | 2015 |
| 100 yards or more on kickoff returns | 132 | Chris Tyree | vs. Wisconsin | 2021 |
| 100 yards or more on punt returns | 101 | Golden Tate | at Pittsburgh | 2009 |

THE LAST TIME AN OPPOSING TEAM...

RUSHING

| | | | |
|---|-----|-----------------|------|
| 400 or more yards | 411 | Pittsburgh | 1975 |
| 300 yards | 303 | Michigan | 2019 |
| 200 yards | 204 | at Southern Cal | 2022 |
| 50 or more rushing attempts | 64 | Navy | 2019 |
| 5 or more rushing TDs | 5 | Texas | 2016 |
| 4 rush TDs | 4 | at Southern Cal | 2022 |
| two players with 100+ rushing yards in a game | 2 | BYU | 2013 |
| Taysom Hill - 100; Paul Laskike - 101 | | | |

PASSING

| | | | |
|-----------------------------|-----|--------------------|------|
| 400 or more yards | 439 | Clemson | 2020 |
| 300 yards | 301 | at North Carolina | 2022 |
| 60 or more passing attempts | 60 | Tennessee | 1990 |
| 50 passing attempts | 51 | vs. Oklahoma St. | 2021 |
| 40 passing attempts | 49 | vs. South Carolina | 2022 |
| 30 or more pass completions | 34 | vs. Oklahoma St. | 2021 |
| 5 or more passing TDs | 5 | at North Carolina | 2022 |
| 4 passing TDs | 4 | vs. Oklahoma St. | 2021 |
| 3 passing TDs | 3 | vs. South Carolina | 2022 |

TOTAL OFFENSE

| | | | |
|-------------------|-----|------------------|------|
| 600 or more yards | 605 | vs. Oklahoma St. | 2021 |
| 500 yards | 564 | North Carolina | 2021 |
| 400 yards | 436 | at Southern Cal | 2022 |
| 90 or more plays | 95 | vs. Oklahoma St. | 2021 |
| 80 plays | 81 | Stanford | 2022 |
| 75 plays | 81 | Stanford | 2022 |

SCORING

| | | | |
|-------------------------------|----|--------------------|------|
| 60 or more points | | never | |
| 50 points | 50 | at Texas | 2016 |
| 40 points | 40 | Clemson | 2020 |
| 30 points | 38 | vs. South Carolina | 2022 |
| scored a two-point conversion | | vs. Navy (twice) | 2022 |

TURNOVERS

| | | | |
|--|---|--------------------|------|
| did not commit a turnover | | Navy | 2023 |
| 3 or more fumbles lost | 3 | Clemson | 2020 |
| 5 or more interceptions | 5 | Southern Cal | 1967 |
| 4 interceptions | 4 | at Arizona State | 2014 |
| 3 interceptions | 3 | Marshall | 2022 |
| returned an interception for a touchdown | | vs. South Carolina | 2022 |
| 0. Fortune - 100 yards | | | |
| returned two interceptions for a touchdown | | vs. South Carolina | 2022 |
| O'Donnell Fortune - 100 yards | | | |
| DQ Smith - 47 yards | | | |
| returned a fumble for a touchdown | | at Georgia Tech | 2020 |
| Zamari Walton - 93 yards | | | |

DEFENSE

| | | | |
|---------------------------------------|-----|------------------|------|
| held ND to 10 or fewer first downs | 10 | at NC State | 2016 |
| scored a safety | | Stanford | 2016 |
| held ND to 50 or fewer rushing yards | 42 | vs. Oklahoma St. | 2021 |
| held ND to 200 or fewer passing yards | 150 | California | 2022 |
| held ND to 100 or fewer passing yards | 85 | Clemson | 2022 |
| held ND to 300 or fewer total yards | 297 | California | 2022 |
| held ND to 200 or fewer total yards | 180 | at Michigan | 2019 |
| posted five or more sacks | 5.0 | vs. Navy | 2022 |

SPECIAL TEAMS

| | | | |
|-------------------------------------|-----------------|------------------------------------|------|
| returned a punt for a touchdown | at Southern Cal | Adore Jackson (55 yds) | 2016 |
| returned a blocked punt for a TD | NC State | Germain Pratt (0 yds) | 2017 |
| returned a kickoff for a TD | Pittsburgh | Maurice French (99 yds) | 2018 |
| returned kickoff, punt in same game | at Southern Cal | Adore Jackson (55 yd PR; 97 yd KR) | 2016 |
| punted 10 or more times | Georgia Tech | 20 | 2021 |
| did not punt | Miami FL | | 1985 |
| missed a PAT kick attempt | vs. Navy | | 2022 |

MISCELLANEOUS

| | | | |
|---|-------|--------------------|------|
| had 30 or more first downs | 34 | vs. Oklahoma St. | 2021 |
| had 20 first downs | 20 | vs. South Carolina | 2022 |
| had 10 or more penalties | 12 | Pittsburgh | 2020 |
| had 100 or more yards in penalties | 127 | Georgia | 2017 |
| had 35 or more minutes of possession time | 35:23 | at Southern Cal | 2022 |
| had 100-yd receiver, 100-yd rusher | | vs. Oklahoma St. | 2021 |
| Spencer Sanders, 125 rushing; Brennan Presley 137 receiving; Tay Martin 104 receiving | | | |
| had 2 players with 100 receiving yards | | vs. Oklahoma St. | 2021 |
| Brennan Presley, 137; Tay Martin 104 | | | |

AN OPPOSING PLAYER

RUSHING

| | | | | |
|----------------------------|-----|-----------------|------------------|------|
| rushed for 100 yards | 154 | Austin Jones | at Southern Cal | 2022 |
| rushed for 150 yards | 154 | Austin Jones | at Southern Cal | 2022 |
| rushed for 200 yards | 210 | Alexander Teich | Navy | 2010 |
| rushed for 300 yards | 303 | Tony Dorsett | Pittsburgh | 1975 |
| rushed 40 or more times | 42 | Craig Heyward | Pittsburgh | 1987 |
| rushed 30 times | 32 | Casey Filkins | Stanford | 2022 |
| rushed 25 times | 32 | Casey Filkins | Stanford | 2022 |
| rushed for 5 or more TDs | 5 | Walter Reyes | at Syracuse | 2003 |
| rushed for 4 TDs | 4 | Ezekiel Elliott | vs. Ohio State | 2015 |
| rushed for 3 TDs | 3 | Caleb Williams | at Southern Cal | 2022 |
| rushed for 2 TDs | 3 | Caleb Williams | at Southern Cal | 2022 |
| a rush of 80 yards or more | 89 | Jashaun Corbin | at Florida State | 2021 |
| a rush of 70 yards | 74 | Courtney Reese | UNLV | 2022 |
| a rush of 60 yards | 74 | Courtney Reese | UNLV | 2022 |
| a rush of 50 yards | 50 | Daba Fofana | vs. Navy | 2022 |

PASSING

| | | | | |
|--------------------------------|-----|-----------------|--------------------|------|
| passed for 300 yards | 301 | Drake Maye | at North Carolina | 2022 |
| passed for 400 yards | 439 | D.J. Uiagalelei | Clemson | 2020 |
| passed for 500 yards | | never | | |
| attempted 60 or more passes | 60 | Andy Kelly | Tennessee | 1990 |
| attempted 50 passes | 51 | Spencer Sanders | vs. Oklahoma St. | 2021 |
| attempted 40 passes | 46 | Spencer Rattler | vs. South Carolina | 2022 |
| completed 30 passes | 34 | Spencer Sanders | vs. Oklahoma St. | 2021 |
| completed 20 passes | 29 | Spencer Sanders | vs. South Carolina | 2022 |
| threw 6 or more TDs | 6 | Cody Kessler | Southern Cal | 2014 |
| threw 5 TDs | 5 | Drake Maye | at North Carolina | 2022 |
| threw 4 TDs | 4 | Spencer Sanders | vs. Oklahoma St. | 2021 |
| completed 90-yard or more pass | 97 | Kyle Orton | Purdue | 2004 |
| completed 80-yard pass | 80 | Drake Maye | at North Carolina | 2022 |
| completed 70-yard pass | 72 | Eric Dungey | Syracuse | 2016 |
| completed 60-yard pass | 64 | Drake Maye | at North Carolina | 2022 |

RECEIVING

| | | | | |
|---------------------------------|-----|---------------------|-------------------|------|
| caught 15 or more passes | 15 | Drake London | Southern Cal | 2021 |
| caught 10 passes | 11 | Emeka Egbuka | at Ohio State | 2022 |
| | 11 | Marvin Harrison Jr. | at Ohio State | 2022 |
| had 200 or more yards receiving | 238 | Selwyn Lymon | Purdue | 2006 |
| had 150 yards receiving | 150 | Antoine Green | at North Carolina | 2022 |
| had 100 yards receiving | 100 | Kody Epps | vs. BYU | 2022 |
| caught 3 or more TD passes | 3 | Tay Martin | vs. Oklahoma St. | 2021 |

SCORING

| | | | | |
|-----------------------------|---|-----------------|-------------------|------|
| accounted for 7 or more TDs | 7 | Spencer Sanders | vs. Oklahoma St. | 2021 |
| accounted for 6 TDs | 6 | Cody Kessler | Southern Cal | 2014 |
| accounted for 5 TDs | 5 | Drake Maye | at North Carolina | 2022 |

DEFENSE

| | | | | |
|-------------------------|-----|------------------|----------------|------|
| 3 or more interceptions | 3 | Rod Johnson | NC State | 2003 |
| 2 interceptions | 2 | Justin Simmons | Boston College | 2015 |
| 3.0 or more sacks | 3.0 | Bradley Chubb | NC State | 2016 |
| 2.0 sacks | 2.0 | Tommy Eichenberg | at Ohio State | 2022 |

SPECIAL TEAMS

| | | | | |
|-----------------------------------|-----|-----------------------|-------------|------|
| kicked 4 or more field goals | 4 | B.T. Potter | Clemson | 2020 |
| kicked a 50-yd or more field goal | 54 | Andre Szmyt | at Syracuse | 2022 |
| kicked a punt of 65 or more yards | 65 | Jake Bailey | Stanford | 2017 |
| totaled 100 or more KR yards | 122 | Damond Phiyaw-Johnson | Duke | 2019 |



18
STEVE ANGELI


QB • 6-2 3/8, 211 lbs • Sophomore/Freshman
Westfield, NJ (Bergan Catholic)

Rushing and Passing

| SEASON | TEAM | gp | Rushing | | | | | | Passing | | | | | | effic | |
|--------------|------|----------|----------|----------|----------|----------|------------|------------|--------------|----------|----------|----------|--------------|------------|------------|--------------|
| | | | att | yds | td | lg | avg/c | avg/g | comp-att-int | yds | td | lg | pct | avg/p | | avg/g |
| 2022-23 | ND | 2 | 0 | 0 | 0 | 0 | 0.0 | 0.0 | 0-0-0 | 0 | 0 | 0 | 0.0 | 0.0 | 0.0 | 0.0 |
| 2023-24 | ND | 1 | 0 | 0 | 0 | 0 | 0.0 | 0.0 | 1-1-0 | 2 | 0 | 2 | 100.0 | 2.0 | 2.0 | 116.8 |
| TOTAL | | 3 | 0 | 0 | 0 | 0 | 0.0 | 0.0 | 1-1-0 | 2 | 0 | 2 | 100.0 | 2.0 | 0.7 | 116.8 |

| Date | Opponent | Rushing | Receiving | Passing | Kick Returns | Punt Returns | all |
|------------|----------|----------------|----------------|-----------------------|----------------|----------------|----------|
| | | no. yds td lg | no. yds td lg | cmp-att-int yds td lg | no. yds td lg | no. yds td lg | purp |
| 08/26/2023 | vs Navy | 0 0 0 0 | 0 0 0 0 | 1-1-0 2 0 2 | 0 0 0 0 | 0 0 0 0 | 0 |
| | | 0 0 0 0 | 0 0 0 0 | 1-1-0 2 0 2 | 0 0 0 0 | 0 0 0 0 | 2 |

| Games | Avg/ rush | Avg/ catch | Pass effic | KR avg | PR avg | All purpose avg/game | Total offense avg/game |
|-------|-----------|------------|------------|--------|--------|----------------------|------------------------|
| 1 | 0.0 | 0.0 | 116.8 | 0.0 | 0.0 | 0.0 | 2.0 |



23
JAI DEN AUSBERRY

LB • 6-0 1/8, 224 lbs • Freshman/Freshman
Baton Rouge, LA (University Laboratory School)

Tackles

| SEASON | TEAM | GP | Tackles | | | | | | Interceptions | | Receptions | | | | | | |
|--------------|------|----------|----------|----------|----------|------------|----------|----------|---------------|----------|------------|----------|----------|------------|------------|------------|-------|
| | | | ua | a | total | tfl | pd | ff | blk | sacks | int | rec | yds | td | lg | rec/g | yds/r |
| 2023-24 | ND | 1 | 0 | 0 | 0 | 0-0 | 0 | 0 | 0 | 0 | 0 | 0 | 0 | 0 | 0.0 | 0.0 | 0.0 |
| TOTAL | | 1 | 0 | 0 | 0 | 0-0 | 0 | 0 | 0 | 0 | 0 | 0 | 0 | 0.0 | 0.0 | 0.0 | |

| Date | Opponent | Tackles | Sacks | Fumble | Pass Defense | blkd | PAT attempts | off |
|------------|----------|--|--------------|--------------|----------------|--------------|--------------|--------------|
| | | ua a total tfl-yds no-yds ff fr-yds int-yds qbh brup | kick | kick | rush | rcv | saf | pts |
| 08/26/2023 | vs Navy | 0 0 0 0-0-0 0-0 | 0 0-0 | 0 0-0 | 0-0 0 0 | 0 0-0 | 0 0 0 | 0 0 0 |
| | | 0 0 0 0-0-0 0-0 | 0 0-0 | 0 0-0 | 0-0 0 0 | 0 0-0 | 0 0 0 | 0 0 0 |



16
MICAH BELL

CB • 5-9 1/2, 173 lbs • Freshman/Freshman
Houston, TX (The Kinkaid School)



27
JD BERTRAND

LB • 6-1, 233 lbs • Graduate Student/Senior
Alpharetta, GA (Blessed Trinity)

Tackles

| SEASON | TEAM | GP | Tackles | | | | | | Interceptions | | Receptions | | | | | | |
|--------------|------|-----------|------------|-----------|------------|----------------|----------|----------|---------------|----------|------------|----------|----------|----------|------------|------------|------------|
| | | | ua | a | total | tfl | pd | ff | blk | sacks | int | rec | yds | td | lg | rec/g | yds/r |
| 2019-20 | ND | 3 | 0 | 0 | 0 | 0-0 | 0 | 0 | 0 | 0 | 0 | 0 | 0 | 0 | 0.0 | 0.0 | 0.0 |
| 2020-21 | ND | 10 | 5 | 2 | 7 | 0-0 | 0 | 0 | 0 | 0 | 0 | 0 | 0 | 0 | 0.0 | 0.0 | 0.0 |
| 2021-22 | ND | 13 | 63 | 38 | 101 | 7-22 | 1 | 1 | 1 | 0 | 1.5 | 0 | 0 | 0 | 0.0 | 0.0 | 0.0 |
| 2022-23 | ND | 12 | 45 | 37 | 82 | 8.5-28 | 3 | 0 | 0 | 0 | 2 | 0 | 0 | 0 | 0.0 | 0.0 | 0.0 |
| 2023-24 | ND | 1 | 3 | 0 | 3 | 0-0 | 0 | 0 | 0 | 0 | 0 | 0 | 0 | 0 | 0.0 | 0.0 | 0.0 |
| TOTAL | | 39 | 116 | 77 | 193 | 15.5-50 | 4 | 1 | 1 | 0 | 3.5 | 0 | 0 | 0 | 0.0 | 0.0 | 0.0 |

Single Game Highs

| Statistic | Value | |
|------------------------|-------|---|
| Total Tackles | 13 | vs Stanford 10/15/22 |
| Total Sacks | 1 | vs Toledo 09/11/21, vs Clemson 11/05/22 |
| Total Tackles For Loss | 3 | vs Toledo 09/11/21 |

| Date | Opponent | Tackles | Sacks | Fumble | Pass Defense | blkd | PAT attempts | off |
|------------|----------|--|--------------|--------------|----------------|--------------|--------------|--------------|
| | | ua a total tfl-yds no-yds ff fr-yds int-yds qbh brup | kick | kick | rush | rcv | saf | pts |
| 08/26/2023 | vs Navy | 3 0 3 0-0-0 0-0 | 0 0-0 | 0 0-0 | 0-0 0 0 | 0 0-0 | 0 0 0 | 0 0 0 |
| | | 3 0 3 0-0-0 0-0 | 0 0-0 | 0 0-0 | 0-0 0 0 | 0 0-0 | 0 0 0 | 0 0 0 |



12
JORDAN BOTELHO

DL • 6-2 1/2, 264 lbs • Senior/Senior
Honolulu, HI (Saint Louis)

Tackles

| SEASON | TEAM | GP | Tackles | | | | | | Interceptions | | Receptions | | | | | | |
|--------------|------|-----------|-----------|-----------|-----------|---------------|----------|----------|---------------|----------|------------|----------|----------|----------|------------|------------|------------|
| | | | ua | a | total | tfl | pd | ff | blk | sacks | int | rec | yds | td | lg | rec/g | yds/r |
| 2020-21 | ND | 10 | 2 | 2 | 4 | 0-0 | 0 | 0 | 0 | 0 | 0 | 0 | 0 | 0 | 0.0 | 0.0 | 0.0 |
| 2021-22 | ND | 11 | 11 | 7 | 18 | 3-11 | 0 | 0 | 0 | 0 | 2 | 0 | 0 | 0 | 0.0 | 0.0 | 0.0 |
| 2022-23 | ND | 13 | 9 | 2 | 11 | 6.5-24 | 0 | 0 | 1 | 4.5 | 0 | 0 | 0 | 0 | 0.0 | 0.0 | 0.0 |
| 2023-24 | ND | 1 | 1 | 2 | 3 | 0-0 | 0 | 0 | 0 | 0 | 0 | 0 | 0 | 0 | 0.0 | 0.0 | 0.0 |
| TOTAL | | 35 | 23 | 13 | 36 | 9.5-35 | 0 | 0 | 0 | 1 | 6.5 | 0 | 0 | 0 | 0.0 | 0.0 | 0.0 |

Single Game Highs

| Statistic | Value | |
|------------------------|-------|--|
| Longest Punt Return | 1 | vs South Fla. 09/19/20 |
| Total Tackles | 4 | at Stanford 11/27/21, vs Georgia Tech 11/20/21, at Virginia 11/13/21 |
| Total Sacks | 2 | at Syracuse 10/29/22, vs South Carolina 12/30/22 |
| Total Tackles For Loss | 2 | at Syracuse 10/29/22, vs South Carolina 12/30/22 |

| Date | Opponent | Tackles | Sacks | Fumble | Pass Defense | blkd | PAT attempts | off |
|------------|----------|--|--------------|--------------|----------------|--------------|--------------|--------------|
| | | ua a total tfl-yds no-yds ff fr-yds int-yds qbh brup | kick | kick | rush | rcv | saf | pts |
| 08/26/2023 | vs Navy | 1 2 3 0-0-0 0-0 | 0 0-0 | 0 0-0 | 0-0 1 0 | 0 0-0 | 0 0 0 | 0 0 0 |
| | | 1 2 3 0-0-0 0-0 | 0 0-0 | 0 0-0 | 0-0 1 0 | 0 0-0 | 0 0 0 | 0 0 0 |



29
CHRISTIAN GRAY

CB • 5-11 3/4, 189 lbs • Freshman/Freshman
St. Louis, MO (De Smet)

Tackles

| SEASON | TEAM | GP | Tackles | | | | | | | Interceptions | | Receptions | | | | | | |
|--------------|------|----------|----------|----------|----------|------------|----------|----------|----------|---------------|----------|------------|----------|----------|------------|------------|------------|-------|
| | | | ua | a | total | tfl | pd | ff | fr | blk | sacks | int | rec | yds | td | lg | rec/g | yds/r |
| 2023-24 | ND | 1 | 0 | 0 | 0 | 0-0 | 0 | 0 | 0 | 0 | 0 | 0 | 0 | 0 | 0 | 0.0 | 0.0 | 0.0 |
| TOTAL | | 1 | 0 | 0 | 0 | 0-0 | 0 | 0 | 0 | 0 | 0 | 0 | 0 | 0 | 0.0 | 0.0 | 0.0 | |

| Date | Opponent | ua | a | total | tfl | pd | ff | fr | blk | sacks | int | rec | yds | td | lg | rec/g | yds/r | yds/g |
|------------|----------|----------|----------|----------|------------|----------|----------|----------|----------|----------|----------|----------|----------|----------|----------|------------|------------|------------|
| 08/26/2023 | vs Navy | 0 | 0 | 0 | 0-0 | 0 | 0 | 0 | 0 | 0 | 0 | 0 | 0 | 0 | 0 | 0.0 | 0.0 | 0.0 |
| | | 0 | 0 | 0 | 0-0 | 0 | 0 | 0 | 0 | 0 | 0 | 0 | 0 | 0 | 0 | 0.0 | 0.0 | 0.0 |



19
JADEN GREATHOUSE

WR • 6-1, 201 lbs • Freshman/Freshman
Austin, TX (Westlake)

Tackles

| SEASON | TEAM | GP | Tackles | | | | | | | Interceptions | | Receptions | | | | | | |
|--------------|------|----------|----------|----------|----------|------------|----------|----------|----------|---------------|----------|------------|----------|----------|------------|------------|------------|-------|
| | | | ua | a | total | tfl | pd | ff | fr | blk | sacks | int | rec | yds | td | lg | rec/g | yds/r |
| 2023-24 | ND | 1 | 0 | 0 | 0 | 0-0 | 0 | 0 | 0 | 0 | 0 | 0 | 0 | 0 | 0 | 0.0 | 0.0 | 0.0 |
| TOTAL | | 1 | 0 | 0 | 0 | 0-0 | 0 | 0 | 0 | 0 | 0 | 0 | 0 | 0 | 0.0 | 0.0 | 0.0 | |

Single Game Highs

| Statistic | Value | Location |
|-----------------------|-------|------------------|
| Receptions | 3 | vs Navy 08/26/23 |
| Receptions Yards | 68 | vs Navy 08/26/23 |
| Receptions Touchdowns | 2 | vs Navy 08/26/23 |
| Longest Reception | 35 | vs Navy 08/26/23 |

| Date | Opponent | ua | a | total | tfl | pd | ff | fr | blk | sacks | int | rec | yds | td | lg | rec/g | yds/r | yds/g |
|------------|----------|----------|----------|----------|----------|-----------|----------|-----------|------------|-------------|-------------|----------|----------|----------|----------|------------|------------|-----------|
| 08/26/2023 | vs Navy | 0 | 0 | 0 | 3 | 68 | 2 | 35 | 3.0 | 22.7 | 68.0 | 0 | 0 | 0 | 0 | 0.0 | 0.0 | 68 |
| | | 0 | 0 | 0 | 3 | 68 | 2 | 35 | 3.0 | 22.7 | 68.0 | 0 | 0 | 0 | 0 | 0.0 | 0.0 | 68 |

| Games | Avg/ rush | Avg/ catch | Pass effic | KR avg | PR avg | All purpose avg/game | Total offense avg/game |
|-------|-----------|------------|------------|--------|--------|----------------------|------------------------|
| 1 | 0.0 | 22.7 | 0.0 | 0.0 | 0.0 | 68.0 | 0.0 |



13
THOMAS HARPER

S • 5-10 5/8, 193 lbs • Graduate Student/Senior
Knoxville, TN (Karns/Oklahoma State)

Punting and All Purpose

| SEASON | TEAM | gp | Punting | | | | All Purpose | | | | | | | |
|---------------------|------|-----------|----------|----------|----------|------------|-------------|----------|----------|----------|-----------|-----------|------------|------------|
| | | | no. | yds | lg | avg/g | rush | rcv | pr | kr | lr | total | avg/g | |
| 2019-20 | OSU | 12 | 0 | 0 | 0 | 0.0 | 0 | 0 | 0 | 0 | 22 | 0 | 22 | 1.8 |
| 2020-21 | OSU | 11 | 0 | 0 | 0 | 0.0 | 0 | 0 | 0 | 0 | 0 | 0 | 0 | 0.0 |
| 2021-22 | OSU | 12 | 0 | 0 | 0 | 0.0 | 0 | 0 | 0 | 0 | 0 | 0 | 0 | 0.0 |
| 2022-23 | OSU | 7 | 0 | 0 | 0 | 0.0 | 0 | 0 | 0 | 0 | 11 | 11 | 1.6 | |
| 2023-24 | ND | 1 | 0 | 0 | 0 | 0.0 | 0 | 0 | 0 | 0 | 0 | 0 | 0.0 | |
| TOTAL FOR ND | | 1 | 0 | 0 | 0 | 0.0 | 0 | 0 | 0 | 0 | 0 | 0 | 0.0 | |
| TOTAL | | 43 | 0 | 0 | 0 | 0.0 | 0 | 0 | 0 | 0 | 22 | 11 | 33 | 0.8 |

Tackles

| SEASON | TEAM | GP | Tackles | | | | | | | Interceptions | | Receptions | | | | | | |
|---------------------|------|-----------|-----------|-----------|-----------|-------------|----------|----------|----------|---------------|----------|------------|----------|----------|------------|------------|------------|-------|
| | | | ua | a | total | tfl | pd | ff | fr | blk | sacks | int | rec | yds | td | lg | rec/g | yds/r |
| 2019-20 | OSU | 12 | 9 | 4 | 13 | 1-2 | 0 | 0 | 0 | 0 | 0 | 0 | 0 | 0 | 0 | 0.0 | 0.0 | 0.0 |
| 2020-21 | OSU | 11 | 26 | 4 | 30 | 1-2 | 3 | 0 | 1 | 0 | 0 | 1 | 0 | 0 | 0 | 0.0 | 0.0 | 0.0 |
| 2021-22 | OSU | 12 | 12 | 8 | 20 | 1.5-2 | 1 | 1 | 0 | 0 | 0 | 0 | 0 | 0 | 0 | 0.0 | 0.0 | 0.0 |
| 2022-23 | OSU | 7 | 17 | 13 | 30 | 1.5-5 | 2 | 0 | 0 | 0 | 0 | 1 | 0 | 0 | 0 | 0.0 | 0.0 | 0.0 |
| 2023-24 | ND | 1 | 1 | 0 | 1 | 0-0 | 0 | 0 | 0 | 0 | 0 | 0 | 0 | 0 | 0 | 0.0 | 0.0 | 0.0 |
| TOTAL FOR ND | | 1 | 1 | 0 | 1 | 0-0 | 0 | 0 | 0 | 0 | 0 | 0 | 0 | 0 | 0.0 | 0.0 | 0.0 | |
| TOTAL | | 43 | 65 | 29 | 94 | 5-11 | 6 | 1 | 1 | 0 | 0 | 2 | 0 | 0 | 0.0 | 0.0 | 0.0 | |

Single Game Highs

| Statistic | Value | Location |
|------------------------|-------|-------------------------------------|
| Longest Kick Return | 22 | at West Virginia 11/23/19 |
| Total Tackles | 8 | vs Texas Tech 10/08/22 |
| Total Tackles For Loss | 1.5 | at Baylor 10/01/22 |
| Total Interceptions | 1 | at TCU 12/05/20, at Baylor 10/01/22 |

| Date | Opponent | ua | a | total | tfl | pd | ff | fr | blk | sacks | int | rec | yds | td | lg | rec/g | yds/r | yds/g |
|------------|----------|----------|----------|----------|------------|----------|----------|----------|----------|----------|----------|----------|----------|----------|----------|------------|------------|----------|
| 08/26/2023 | vs Navy | 1 | 0 | 1 | 0-0 | 0 | 0 | 0 | 0 | 0 | 0 | 0 | 0 | 0 | 0 | 0.0 | 0.0 | 0 |
| | | 1 | 0 | 1 | 0-0 | 0 | 0 | 0 | 0 | 0 | 0 | 0 | 0 | 0 | 0 | 0.0 | 0.0 | 0 |



5
CAM HART

CB • 6-2 1/2, 207 lbs • Graduate Student/Senior
Baltimore, MD (Good Counsel)


Tackles

| SEASON | TEAM | GP | Tackles | | | | | | | Interceptions | | Receptions | | | | | | |
|--------------|------|-----------|-----------|-----------|-----------|-------------|-----------|----------|----------|---------------|----------|------------|----------|----------|------------|------------|------------|-------|
| | | | ua | a | total | tfl | pd | ff | fr | blk | sacks | int | rec | yds | td | lg | rec/g | yds/r |
| 2019-20 | ND | 3 | 0 | 0 | 0 | 0-0 | 0 | 0 | 0 | 0 | 0 | 0 | 0 | 0 | 0 | 0.0 | 0.0 | 0.0 |
| 2020-21 | ND | 8 | 2 | 1 | 3 | 0-0 | 2 | 0 | 0 | 0 | 0 | 0 | 0 | 0 | 0 | 0.0 | 0.0 | 0.0 |
| 2021-22 | ND | 13 | 25 | 17 | 42 | 4-16 | 7 | 0 | 0 | 0 | 2 | 0 | 0 | 0 | 0 | 0.0 | 0.0 | 0.0 |
| 2022-23 | ND | 11 | 17 | 8 | 25 | 3-7 | 4 | 0 | 0 | 0 | 0 | 0 | 0 | 0 | 0 | 0.0 | 0.0 | 0.0 |
| 2023-24 | ND | 1 | 1 | 1 | 2 | 1-2 | 0 | 1 | 0 | 0 | 0 | 0 | 0 | 0 | 0 | 0.0 | 0.0 | 0.0 |
| TOTAL | | 36 | 45 | 27 | 72 | 8-25 | 13 | 1 | 0 | 0 | 2 | 0 | 0 | 0 | 0.0 | 0.0 | 0.0 | |

Single Game Highs

| Statistic | Value | Location |
|------------------------|-------|-----------------------|
| Total Tackles | 7 | vs Toledo 09/11/21 |
| Total Tackles For Loss | 2 | at Stanford 11/27/21 |
| Total Interceptions | 2 | vs Wisconsin 09/25/21 |

| Date | Opponent | ua | a | total | tfl | pd | ff | fr | blk | sacks | int | rec | yds | td | lg | rec/g | yds/r | yds/g |
|------------|----------|----------|----------|----------|--------------|------------|----------|------------|------------|----------|----------|----------|----------|----------|----------|------------|------------|----------|
| 08/26/2023 | vs Navy | 1 | 1 | 2 | 1.0-2 | 0-0 | 1 | 0-0 | 0-0 | 0 | 0 | 0 | 0 | 0 | 0 | 0.0 | 0.0 | 0 |
| | | 1 | 1 | 2 | 1.0-2 | 0-0 | 1 | 0-0 | 0-0 | 0 | 0 | 0 | 0 | 0 | 0 | 0.0 | 0.0 | 0 |



10
SAM HARTMAN

QB • 6-1 1/8, 212 lbs • Graduate Student/Senior
Charlotte, NC (Oceanside Collegiate/Wake Forest)



1
JAVONTAE JEAN-BAPTISTE

DL • 6-4 1/2, 260 lbs • Graduate Student/Senior
Spring Valley, NY (Bergan Catholic/Ohio State)

Rushing and Passing

| SEASON | TEAM | gp | Rushing | | | | | Passing | | | | | | | | | |
|---------------------|-----------|------------|------------|-----------|-----------|------------|-------------|--------------------|----------------|------------|-----------|-------------|-------------|--------------|--------------|--------------|--|
| | | | att | yds | td | lg | avg/c | comp-att-int | yds | td | lg | pct | avg/p | avg/g | effic | | |
| 2018-19 | WF | 9 | 107 | 275 | 2 | 23 | 30.6 | 161-291-8 | 1984 | 16 | 54 | 55.3 | 12.3 | 220.4 | 125.2 | | |
| 2019-20 | WF | 4 | 27 | 89 | 1 | 12 | 22.3 | 55-97-2 | 830 | 4 | 75 | 56.7 | 15.1 | 207.5 | 138.1 | | |
| 2020-21 | WF | 9 | 63 | -1 | 2 | 20 | 0.0 | -0.1 | 159-273-5 | 2224 | 13 | 80 | 58.2 | 14.0 | 247.1 | 138.7 | |
| 2021-22 | WF | 14 | 117 | 363 | 11 | 42 | 31.1 | 25.9 | 299-508-14 | 4228 | 39 | 75 | 58.9 | 14.1 | 302.0 | 148.6 | |
| 2022-23 | WF | 12 | 102 | 129 | 1 | 25 | 13.3 | 10.8 | 270-428-12 | 3701 | 38 | 68 | 63.1 | 13.7 | 308.4 | 159.4 | |
| 2023-24 | ND | 1 | 0 | 0 | 0 | 0.0 | 0.0 | 0.0 | 19-23-0 | 251 | 4 | 35 | 82.6 | 13.2 | 251.0 | 231.7 | |
| TOTAL FOR ND | 1 | 0 | 0 | 0 | 0 | 0.0 | 0.0 | 0.0 | 19-23-0 | 251 | 4 | 35 | 82.6 | 13.2 | 251.0 | 231.7 | |
| TOTAL | 49 | 416 | 855 | 17 | 42 | 2.1 | 17.4 | 963-1620-41 | 13218 | 114 | 80 | 59.4 | 13.7 | 269.8 | 146.1 | | |

Scoring and Total Offense

| SEASON | TEAM | gp | Scoring | | | | | | | | | | Total Offense | | | | |
|---------------------|-----------|-----------|-----------|----------|----------|----------|----------|----------|------------|------------|------------|--------------|---------------|--------------|--------------|-------|-------|
| | | | td | rush | rcv | ret | pat | 2pat | fg | total | avg/g | rush | pass | total | avg/g | | |
| 2018-19 | WF | 9 | 2 | 2 | 0 | 0 | 0 | 0 | 0 | 0 | 0 | 12 | 1.3 | 275 | 1984 | 2259 | 251.0 |
| 2019-20 | WF | 4 | 1 | 1 | 0 | 0 | 0 | 0 | 0 | 0 | 6 | 1.5 | 89 | 830 | 919 | 229.8 | |
| 2020-21 | WF | 9 | 2 | 2 | 0 | 0 | 0 | 2 | 0 | 2 | 12 | 1.3 | -1 | 2224 | 2223 | 247.0 | |
| 2021-22 | WF | 14 | 11 | 11 | 0 | 0 | 0 | 3 | 0 | 68 | 4.9 | 363 | 4228 | 4591 | 327.9 | | |
| 2022-23 | WF | 12 | 1 | 1 | 0 | 0 | 0 | 1 | 0 | 6 | 0.5 | 129 | 3701 | 3830 | 319.2 | | |
| 2023-24 | ND | 1 | 0 | 0 | 0 | 0 | 0 | 0 | 0 | 0 | 0.0 | 0 | 251 | 251 | 251.0 | | |
| TOTAL FOR ND | 1 | 0 | 0 | 0 | 0 | 0 | 0 | 0 | 0 | 0 | 0.0 | 0 | 251 | 251 | 251.0 | | |
| TOTAL | 49 | 17 | 17 | 0 | 0 | 0 | 6 | 0 | 104 | 2.1 | 855 | 13218 | 14073 | 287.2 | | | |

Single Game Highs

| Statistic | Value | |
|------------------------|-------|--|
| Rushing Attempts | 19 | vs Boston College 09/13/18, vs Syracuse 11/03/18 |
| Rushing Yards Net | 78 | at North Carolina 11/06/21 |
| Rushing Touchdowns | 2 | vs Duke 10/30/21, at North Carolina 11/06/21 |
| Longest Rushing | 42 | vs Duke 10/30/21 |
| Total Passes | 51 | at Tulane 08/30/18, at North Carolina 11/06/21 |
| Completed Passes | 31 | at Tulane 08/30/18 |
| Passes Yards | 458 | at Army West Point 10/23/21 |
| Touchdowns from passes | 6 | vs Clemson 09/24/22 |
| Longest Pass | 80 | at Syracuse 10/31/20 |
| Receptions | 1 | vs Louisville 10/02/21 |
| Receptions Yards | 3 | vs Louisville 10/02/21 |
| Longest Reception | 3 | vs Louisville 10/02/21 |
| Total Tackles | 2 | vs Wisconsin 12/30/20 |

| Date | Opponent | Rushing | Receiving | Passing | Kick Returns | Punt Returns | all |
|------------|----------|----------------|----------------|-------------------------|----------------|----------------|--------------------|
| | | no. yds td lg | no. yds td lg | cmp-att-int yds td lg | no. yds td lg | no. yds td lg | no. yds td lg |
| 08/26/2023 | vs Navy | 0 0 0 0 | 0 0 0 0 | 19-23-0 251 4 35 | 0 0 0 0 | 0 0 0 0 | 0 0 0 0 |
| | | 0 0 0 0 | 0 0 0 0 | 19-23-0 251 4 35 | 0 0 0 0 | 0 0 0 0 | 0 0 0 0 251 |

| Games | Avg/ rush | Avg/ catch | Pass effic | KR avg | PR avg | All purpose avg/game | Total offense avg/game |
|-------|-----------|------------|------------|--------|--------|----------------------|------------------------|
| 1 | 0.0 | 0.0 | 231.7 | 0.0 | 0.0 | 0.0 | 251.0 |



11
RAMON HENDERSON

S • 6-1, 196 lbs • Senior/Senior
Bakersfield, CA (Liberty)

Tackles

| SEASON | TEAM | GP | Tackles | | | | | | | Interceptions | | Receptions | | | | | | |
|--------------|-----------|-----------|-----------|------------|---------------|----------|----------|----------|----------|---------------|----------|------------|----------|----------|------------|------------|------------|-------|
| | | | ua | a | total | tfl | pd | ff | fr | blk | sacks | int | rec | yds | td | lg | rec/g | yds/r |
| 2019-20 | ND | 4 | 0 | 0 | 0 | 0-0 | 0 | 0 | 0 | 0 | 0 | 0 | 0 | 0 | 0 | 0.0 | 0.0 | 0.0 |
| 2020-21 | ND | 10 | 16 | 4 | 20 | 3-5 | 0 | 0 | 0 | 0 | 0 | 1 | 0 | 0 | 0.0 | 0.0 | 0.0 | |
| 2021-22 | ND | 13 | 26 | 19 | 45 | 1-3 | 5 | 2 | 0 | 0 | 2 | 0 | 0 | 0 | 0.0 | 0.0 | 0.0 | |
| 2022-23 | ND | 13 | 28 | 30 | 58 | 5-5-19 | 0 | 1 | 0 | 1 | 2.5 | 0 | 0 | 0 | 0.0 | 0.0 | 0.0 | |
| 2023-24 | ND | 1 | 6 | 2 | 8 | 0-0 | 0 | 0 | 0 | 0 | 0 | 0 | 0 | 0 | 0.0 | 0.0 | 0.0 | |
| TOTAL | 41 | 76 | 55 | 131 | 9.5-27 | 5 | 3 | 0 | 1 | 2.5 | 3 | 0 | 0 | 0 | 0.0 | 0.0 | 0.0 | |

Single Game Highs

| Statistic | Value | |
|------------------------|-------|---|
| Total Tackles | 9 | vs Marshall 09/10/22 |
| Total Sacks | 1 | vs Marshall 09/10/22, vs Boston College 11/19/22 |
| Total Tackles For Loss | 2 | vs South Fla. 09/19/20 |
| Total Interceptions | 1 | at Boston College 11/14/20, vs Wisconsin 09/25/21, vs Georgia Tech 11/20/21 |

| Date | Opponent | Tackles | Sacks | Fumble | Pass Defense | blkd | PAT attempts | off |
|------------|----------|---------------------------|--------------|------------------|--------------|------------|--------------|--------------|
| | | ua a total tfl-yds no-yds | ff fr-yds | int-yds qbh brup | kick | kick | rush | rcv saf pts |
| 08/26/2023 | vs Navy | 6 2 8 0.0-0 | 0-0 0 | 0-0 0 | 0-0 1 | 0 0 | 0 0 | 0 0 0 |
| | | 6 2 8 0.0-0 | 0-0 0 | 0-0 0 | 0-0 1 | 0 0 | 0 0 | 0 0 0 |

Tackles

| SEASON | TEAM | GP | Tackles | | | | | | | Interceptions | | Receptions | | | | | |
|--------------|-----------|-----------|-----------|-----------|---------------|----------|----------|----------|------------|---------------|----------|------------|----------|------------|------------|------------|-------|
| | | | ua | a | total | tfl | pd | ff | fr | blk | sacks | int | rec | yds | td | lg | rec/g |
| 2020-21 | ND | 5 | 0 | 0 | 0 | 0-0 | 0 | 0 | 0 | 0 | 0 | 0 | 0 | 0 | 0.0 | 0.0 | 0.0 |
| 2021-22 | ND | 13 | 8 | 6 | 14 | 0.5-4 | 0 | 1 | 0 | 0 | 1 | 0 | 0 | 0 | 0.0 | 0.0 | 0.0 |
| 2022-23 | ND | 11 | 12 | 11 | 23 | 2-6 | 0 | 1 | 0 | 0.5 | 0 | 0 | 0 | 0 | 0.0 | 0.0 | 0.0 |
| 2023-24 | ND | 1 | 0 | 0 | 0 | 0-0 | 0 | 0 | 0 | 0 | 0 | 0 | 0 | 0 | 0.0 | 0.0 | 0.0 |
| TOTAL | 30 | 20 | 17 | 37 | 2.5-10 | 0 | 2 | 0 | 0.5 | 1 | 0 | 0 | 0 | 0.0 | 0.0 | 0.0 | |

Single Game Highs

| Statistic | Value | |
|------------------------|-------|---------------------------------|
| Total Tackles | 6 | vs South Carolina 12/30/22 |
| Total Sacks | 0.5 | vs Marshall 09/10/22 |
| Total Tackles For Loss | 1 | at Southern California 11/26/22 |
| Total Interceptions | 1 | at Virginia 11/13/21 |

| Date | Opponent | Tackles | Sacks | Fumble | Pass Defense | blkd | PAT attempts | off |
|------------|----------|---------------------------|--------------|------------------|--------------|------------|--------------|--------------|
| | | ua a total tfl-yds no-yds | ff fr-yds | int-yds qbh brup | kick | kick | rush | rcv saf pts |
| 08/26/2023 | vs Navy | 0 0 0 0.0-0 | 0-0 0 | 0-0 0 | 0-0 0 | 0 0 | 0 0 | 0 0 0 |
| | | 0 0 0 0.0-0 | 0-0 0 | 0-0 0 | 0-0 0 | 0 0 | 0 0 | 0 0 0 |



6
CLARENCE LEWIS

CB • 5-11 1/2, 202 lbs • Senior/Senior
Edison, NJ (Mater Dei)

Tackles

| SEASON | TEAM | GP | Tackles | | | | | | | | | Interceptions | | Receptions | | | | |
|--------------|------|-----------|-----------|-----------|------------|-------------|-----------|----------|----------|----------|----------|---------------|----------|------------|------------|------------|------------|-------|
| | | | ua | a | total | tfl | pd | ff | fr | blk | sacks | int | rec | yds | td | lg | rec/g | yds/r |
| 2020-21 | ND | 11 | 29 | 4 | 33 | 1-3 | 7 | 1 | 0 | 0 | 0 | 0 | 0 | 0 | 0 | 0.0 | 0.0 | 0.0 |
| 2021-22 | ND | 13 | 44 | 9 | 53 | 2-11 | 4 | 1 | 0 | 0 | 1 | 1 | 0 | 0 | 0.0 | 0.0 | 0.0 | |
| 2022-23 | ND | 13 | 23 | 6 | 29 | 1-2 | 4 | 1 | 1 | 1 | 0 | 1 | 0 | 0 | 0.0 | 0.0 | 0.0 | |
| 2023-24 | ND | 1 | 0 | 0 | 0 | 0-0 | 0 | 0 | 0 | 0 | 0 | 0 | 0 | 0 | 0.0 | 0.0 | 0.0 | |
| TOTAL | | 38 | 96 | 19 | 115 | 4-16 | 15 | 3 | 1 | 1 | 1 | 2 | 0 | 0 | 0.0 | 0.0 | 0.0 | |

Single Game Highs

| Statistic | Value | |
|------------------------|-------|---|
| Total Tackles | 12 | vs Syracuse 12/05/20 |
| Total Sacks | 1 | at Virginia 11/13/21 |
| Total Tackles For Loss | 1 | 4 times |
| Total Interceptions | 1 | at Florida St. 09/05/21, vs Navy 11/12/22 |

| Date | Opponent | ua | a | total | tfl | pd | ff | fr | blk | sacks | int | rec | yds | td | lg | rec/g | yds/r | yds/g |
|------------|----------|----------|----------|----------|------------|----------|----------|----------|----------|----------|----------|----------|----------|----------|----------|----------|----------|----------|
| 08/26/2023 | vs Navy | 0 | 0 | 0 | 0-0 | 0 | 0 | 0 | 0 | 0 | 0 | 0 | 0 | 0 | 0 | 0 | 0 | 0 |
| | | 0 | 0 | 0 | 0-0 | 0 | 0 | 0 | 0 | 0 | 0 | 0 | 0 | 0 | 0 | 0 | 0 | 0 |

Tackles

| SEASON | TEAM | GP | Tackles | | | | | | | | | Interceptions | | Receptions | | | | |
|--------------|------|-----------|-----------|-----------|-----------|-------------|----------|----------|----------|----------|----------|---------------|----------|------------|------------|------------|------------|-------|
| | | | ua | a | total | tfl | pd | ff | fr | blk | sacks | int | rec | yds | td | lg | rec/g | yds/r |
| 2019-20 | ND | 4 | 0 | 0 | 0 | 0-0 | 0 | 0 | 0 | 0 | 0 | 0 | 0 | 0 | 0 | 0.0 | 0.0 | 0.0 |
| 2020-21 | ND | 10 | 10 | 13 | 23 | 1.5-2 | 0 | 0 | 1 | 0 | 0.5 | 0 | 0 | 0 | 0.0 | 0.0 | 0.0 | |
| 2022-23 | ND | 13 | 22 | 29 | 51 | 4.5-14 | 1 | 0 | 1 | 0 | 0.5 | 1 | 0 | 0 | 0.0 | 0.0 | 0.0 | |
| 2023-24 | ND | 1 | 4 | 3 | 7 | 0-0 | 0 | 1 | 0 | 0 | 0 | 0 | 0 | 0 | 0.0 | 0.0 | 0.0 | |
| TOTAL | | 28 | 36 | 45 | 81 | 6-16 | 1 | 1 | 2 | 0 | 1 | 1 | 0 | 0 | 0.0 | 0.0 | 0.0 | |

Single Game Highs

| Statistic | Value | |
|------------------------|-------|--|
| Total Tackles | 8 | vs Navy 11/12/22 |
| Total Sacks | 0.5 | at North Carolina 11/27/20, at North Carolina 09/24/22 |
| Total Tackles For Loss | 2 | vs UNLV 10/22/22 |
| Total Interceptions | 1 | at Syracuse 10/29/22 |

| Date | Opponent | ua | a | total | tfl | pd | ff | fr | blk | sacks | int | rec | yds | td | lg | rec/g | yds/r | yds/g |
|------------|----------|----------|----------|----------|------------|----------|----------|----------|----------|----------|----------|----------|----------|----------|----------|----------|----------|----------|
| 08/26/2023 | vs Navy | 4 | 3 | 7 | 0-0 | 0 | 0 | 0 | 0 | 0 | 0 | 0 | 0 | 0 | 0 | 0 | 0 | 0 |
| | | 4 | 3 | 7 | 0-0 | 0 | 0 | 0 | 0 | 0 | 0 | 0 | 0 | 0 | 0 | 0 | 0 | 0 |



12
JEREMIAH LOVE

RB • 5-11 7/8, 197 lbs • Freshman/Freshman
St. Louis, MO (Christian Brothers)

Rushing and Passing

| SEASON | TEAM | gp | Rushing | | | | | Passing | | | | | | | | | | |
|--------------|------|----------|----------|-----------|----------|-----------|-------------|-------------|----------|----------|----------|----------|----------|----------|------------|------------|------------|------------|
| | | | att | yds | td | lg | avg/c | avg/g | comp | att | int | yds | td | lg | pct | avg/p | avg/g | effic |
| 2023-24 | ND | 1 | 4 | 40 | 0 | 21 | 10.0 | 40.0 | 0 | 0 | 0 | 0 | 0 | 0 | 0.0 | 0.0 | 0.0 | 0.0 |
| TOTAL | | 1 | 4 | 40 | 0 | 21 | 10.0 | 40.0 | 0 | 0 | 0 | 0 | 0 | 0 | 0.0 | 0.0 | 0.0 | 0.0 |

| Date | Opponent | no. | yds | td | lg | no. | yds | td | lg | cmp | att | int | yds | td | lg | no. | yds | td | lg | no. | yds | td | lg | purp |
|------------|----------|----------|-----------|----------|-----------|----------|----------|----------|----------|----------|----------|----------|----------|----------|----------|----------|----------|----------|----------|----------|----------|----------|----------|-----------|
| 08/26/2023 | vs Navy | 4 | 40 | 0 | 21 | 0 | 0 | 0 | 0 | 0 | 0 | 0 | 0 | 0 | 0 | 0 | 0 | 0 | 0 | 0 | 0 | 0 | 0 | 40 |
| | | 4 | 40 | 0 | 21 | 0 | 0 | 0 | 0 | 0 | 0 | 0 | 0 | 0 | 0 | 0 | 0 | 0 | 0 | 0 | 0 | 0 | 0 | 40 |

| Games | Avg/ rush | Avg/ catch | Pass effic | KR avg | PR avg | All purpose avg/game | Total offense avg/game |
|-------|-----------|------------|------------|--------|--------|----------------------|------------------------|
| 1 | 10.0 | 0.0 | 0.0 | 0.0 | 0.0 | 40.0 | 40.0 |



8
MARIST LIUFAU

LB • 6-2 1/4, 239 lbs • Graduate Student/Senior
Kalihi, HI (Punahou)



14
BRYCE MCFERSON

P • 6-11/2, 197 lbs • Sophomore/Freshman
Indian Trail, NC (Metrolina Christian Academy)



47
JASON ONYE

DL • 6-5, 294 lbs • Junior/Sophomore
North Providence, RI (Bishop Hendricken)

Tackles

| SEASON | TEAM | GP | Tackles | | | | | | | Interceptions | | | Receptions | | | | |
|--------------|------|----------|----------|----------|----------|------------|----------|----------|----------|---------------|----------|----------|------------|------------|------------|------------|-------|
| | | | ua | a | total | tfl | pd | ff | blk | sacks | int | rec | td | lg | rec/g | yds/r | yds/g |
| 2022-23 | ND | 1 | 0 | 2 | 2 | 0-0 | 0 | 0 | 0 | 0 | 0 | 0 | 0 | 0 | 0.0 | 0.0 | 0.0 |
| 2023-24 | ND | 1 | 2 | 0 | 2 | 0-0 | 0 | 0 | 0 | 0 | 0 | 0 | 0 | 0.0 | 0.0 | 0.0 | |
| TOTAL | | 2 | 2 | 2 | 4 | 0-0 | 0 | 0 | 0 | 0 | 0 | 0 | 0 | 0.0 | 0.0 | 0.0 | |

Single Game Highs

| Statistic | Value |
|---------------|-------|
| Total Tackles | 2 |

vs Boston College 11/19/22, vs Navy 08/26/23

| Date | Opponent | ua | a | total | tfl-yds | Sacks | no-yds | ff | fr-yds | Pass Defense | blkd | PAT attempts | off | | | |
|--------------|----------|----------|----------|----------|------------|------------|----------|------------|----------|------------------|----------|--------------|----------|----------|----------|----------|
| | | | | | | | | | | int-yds qbh brup | kick | kick | rush | rcv | sa | fpts |
| 08/26/2023 | vs Navy | 2 | 0 | 2 | 0-0 | 0-0 | 0 | 0-0 | 0 | 0-0 | 0 | 0 | 0 | 0 | 0 | 0 |
| TOTAL | | 2 | 0 | 2 | 0-0 | 0-0 | 0 | 0-0 | 0 | 0-0 | 0 | 0 | 0 | 0 | 0 | 0 |



31
NANA OSAFO-MENSAH

DL • 6-3 1/8, 264 lbs • Graduate Student/Senior
Fort Worth, TX (Nolan Catholic)

Tackles

| SEASON | TEAM | GP | Tackles | | | | | | | Interceptions | | | Receptions | | | |
|--------------|------|-----------|-----------|-----------|-----------|---------------|----------|----------|----------|---------------|----------|----------|------------|------------|------------|------------|
| | | | ua | a | total | tfl | pd | ff | blk | sacks | int | rec | td | lg | rec/g | yds/r |
| 2019-20 | ND | 2 | 0 | 1 | 1 | 0-0 | 0 | 0 | 0 | 0 | 0 | 0 | 0 | 0.0 | 0.0 | 0.0 |
| 2021-22 | ND | 12 | 5 | 8 | 13 | 2.5-10 | 0 | 0 | 0 | 0 | 2 | 0 | 0 | 0.0 | 0.0 | 0.0 |
| 2022-23 | ND | 13 | 8 | 6 | 14 | 1-8 | 0 | 1 | 0 | 0 | 0 | 0 | 0 | 0.0 | 0.0 | 0.0 |
| 2023-24 | ND | 1 | 3 | 0 | 3 | 1-24 | 0 | 0 | 0 | 0 | 0 | 0 | 0 | 0.0 | 0.0 | 0.0 |
| TOTAL | | 28 | 16 | 15 | 31 | 4.5-42 | 0 | 1 | 0 | 0 | 2 | 0 | 0 | 0.0 | 0.0 | 0.0 |

Single Game Highs

| Statistic | Value |
|------------------------|-------|
| Total Tackles | 3 |
| Total Sacks | 1 |
| Total Tackles For Loss | 1 |

vs Stanford 10/15/22, vs South Carolina 12/30/22, vs Navy 08/26/23
vs Purdue 09/18/21, vs North Carolina 10/30/21
4 times

| Date | Opponent | ua | a | total | tfl-yds | Sacks | no-yds | ff | fr-yds | Pass Defense | blkd | PAT attempts | off | | | |
|--------------|----------|----------|----------|----------|---------------|------------|----------|------------|----------|------------------|----------|--------------|----------|----------|----------|----------|
| | | | | | | | | | | int-yds qbh brup | kick | kick | rush | rcv | sa | fpts |
| 08/26/2023 | vs Navy | 3 | 0 | 3 | 1.0-24 | 0-0 | 0 | 0-0 | 0 | 0-0 | 0 | 0 | 0 | 0 | 0 | 0 |
| TOTAL | | 3 | 0 | 3 | 1.0-24 | 0-0 | 0 | 0-0 | 0 | 0-0 | 0 | 0 | 0 | 0 | 0 | 0 |



3
G'BRAN PAYNE

RB • 5-9 1/8, 208 lbs • Sophomore/Freshman
Cincinnati, OH (LaSalle)

Rushing and Passing

| SEASON | TEAM | gp | Rushing | | | | | Passing | | | | | | | | |
|--------------|------|----------|----------|-----------|----------|----------|------------|------------|--------------|----------|----------|----------|------------|------------|------------|------------|
| | | | att | yds | td | lg | avg/c | avg/g | comp-att-int | yds | td | lg | pct | avg/p | avg/g | eff |
| 2022-23 | ND | 4 | 2 | 5 | 0 | 3 | 2.5 | 1.3 | 0 | 0 | 0 | 0 | 0.0 | 0.0 | 0.0 | 0.0 |
| 2023-24 | ND | 1 | 6 | 31 | 0 | 9 | 5.2 | 31.0 | 0 | 0 | 0 | 0 | 0.0 | 0.0 | 0.0 | 0.0 |
| TOTAL | | 5 | 8 | 36 | 0 | 9 | 4.5 | 7.2 | 0-0-0 | 0 | 0 | 0 | 0.0 | 0.0 | 0.0 | 0.0 |

Scoring and Total Offense

| SEASON | TEAM | gp | Scoring | | | | | | | | | | Total Offense | | | | | | |
|--------------|------|----------|----------|----------|----------|----------|----------|----------|----------|----------|----------|----------|---------------|----------|------------|-----------|----------|-----------|------------|
| | | | td | rush | rcv | ret | pat | 2pat | fg | total | avg/g | rush | pass | total | avg/g | | | | |
| 2022-23 | ND | 4 | 0 | 0 | 0 | 0 | 0 | 0 | 0 | 0 | 0 | 0 | 0 | 0 | 0 | 5 | 0 | 5 | 1.3 |
| 2023-24 | ND | 1 | 0 | 0 | 0 | 0 | 0 | 0 | 0 | 0 | 0 | 0 | 0 | 0 | 0 | 31 | 0 | 31 | 31.0 |
| TOTAL | | 5 | 0 | 0 | 0 | 0 | 0 | 0 | 0 | 0 | 0 | 0 | 0 | 0 | 0.0 | 36 | 0 | 36 | 7.2 |

Punting and All Purpose

| SEASON | TEAM | gp | Punting | | | | All Purpose | | | | | | |
|--------------|------|----------|----------|----------|----------|------------|-------------|-----------|----------|-----------|----------|-----------|-------------|
| | | | no. | yds | lg | avg/g | rush | rcv | pr | kr | lr | total | avg/g |
| 2022-23 | ND | 4 | 0 | 0 | 0 | 0.0 | 5 | 0 | 0 | 0 | 0 | 5 | 1.3 |
| 2023-24 | ND | 1 | 0 | 0 | 0 | 0.0 | 31 | -5 | 0 | 41 | 0 | 67 | 67.0 |
| TOTAL | | 5 | 0 | 0 | 0 | 0.0 | 36 | -5 | 0 | 41 | 0 | 72 | 14.4 |

Tackles

| SEASON | TEAM | GP | Tackles | | | | | | | Interceptions | | | Receptions | | | | | | | |
|--------------|------|----------|----------|----------|----------|------------|----------|----------|----------|---------------|----------|----------|------------|----------|----------|-----------|----------|------------|-------------|-------------|
| | | | ua | a | total | tfl | pd | ff | blk | sacks | int | rec | td | lg | rec/g | yds/r | yds/g | | | |
| 2022-23 | ND | 4 | 0 | 0 | 0 | 0-0 | 0 | 0 | 0 | 0 | 0 | 0 | 0 | 0 | 0 | 0.0 | 0.0 | | | |
| 2023-24 | ND | 1 | 0 | 0 | 0 | 0-0 | 0 | 0 | 0 | 0 | 0 | 0 | 0 | 0 | 2 | -5 | 0 | 2.0 | -2.5 | -5.0 |
| TOTAL | | 5 | 0 | 0 | 0 | 0-0 | 0 | 0 | 0 | 0 | 0 | 0 | 0 | 0 | 2 | -5 | 0 | 0.4 | -2.5 | -1.0 |

Single Game Highs

| Statistic | Value |
|---------------------|-------|
| Rushing Attempts | 6 |
| Rushing Yards Net | 31 |
| Longest Rushing | 9 |
| Receptions | 2 |
| Longest Kick Return | 24 |

vs Navy 08/26/23
vs Navy 08/26/23
vs Navy 08/26/23
vs Navy 08/26/23
vs Navy 08/26/23

| Date | Opponent | Rushing | Receiving | Passing | Kick Returns | Punt Returns | all |
|--------------|----------|-----------------|-----------------|-----------------------|------------------|----------------|-----------|
| | | no. yds td lg | no. yds td lg | cmp-att-int yds td lg | no. yds td lg | no. yds td lg | purp |
| 08/26/2023 | vs Navy | 6 31 0 9 | 2 -5 0 0 | 0-0-0 0 0 0 | 2 41 0 24 | 0 0 0 0 | 67 |
| TOTAL | | 6 31 0 9 | 2 -5 0 0 | 0-0-0 0 0 0 | 2 41 0 24 | 0 0 0 0 | 31 |

| Games | Avg/ rush | Avg/ catch | Pass eff | KR avg | PR avg | All purpose avg/game | Total offense avg/game |
|-------|-----------|------------|----------|--------|--------|----------------------|------------------------|
| 1 | 5.2 | -2.5 | 0.0 | 20.5 | 0.0 | 67.0 | 31.0 |



**2023-24 Notre Dame Football
Combined Team Statistics
All games**

Page 1/3
as of Aug 27, 2023

Team Results

| Date | Opponent | | Score | Att. |
|------------|----------|---|-------|-------|
| 08/26/2023 | vs Navy | W | 42-3 | 49000 |

Rushing

| Player | gp | att | gain | loss | net | avg | td | lg | avg/g |
|------------------|----------|-----------|------------|-----------|------------|------------|----------|-----------|--------------|
| Audric Estime | 1 | 16 | 95 | 0 | 95 | 5.9 | 1 | 13 | 95.0 |
| Jeremiyah Love | 1 | 4 | 40 | 0 | 40 | 10.0 | 0 | 21 | 40.0 |
| Gi'Bran Payne | 1 | 6 | 31 | 0 | 31 | 5.2 | 0 | 9 | 31.0 |
| Jadarian Price | 1 | 4 | 26 | 1 | 25 | 6.3 | 1 | 19 | 25.0 |
| Devyn Ford | 1 | 1 | 2 | 0 | 2 | 2.0 | 0 | 2 | 2.0 |
| Chris Tyree | 1 | 1 | 0 | 2 | -2 | -2.0 | 0 | 0 | -2.0 |
| Total | 1 | 32 | 194 | 3 | 191 | 6.0 | 2 | 21 | 191.0 |
| Opponents | 1 | 48 | 175 | 49 | 126 | 2.6 | 0 | 14 | 126.0 |

Passing

| Player | gp | effic | comp-att-int | pct | yds | td | lg | avg/g |
|------------------|----------|--------------|----------------|-------------|------------|----------|-----------|--------------|
| Sam Hartman | 1 | 231.7 | 19-23-0 | 82.6 | 251 | 4 | 35 | 251.0 |
| Steve Angeli | 1 | 116.8 | 1-1-0 | 100.0 | 2 | 0 | 2 | 2.0 |
| Team | 1 | 0.0 | 0-1-0 | 0.0 | 0 | 0 | 0 | 0.0 |
| Total | 1 | 217.8 | 20-25-0 | 80.0 | 253 | 4 | 35 | 253.0 |
| Opponents | 1 | 94.5 | 3-7-0 | 42.9 | 43 | 0 | 39 | 43.0 |

Receiving

| Player | gp | no. | yds | avg | td | lg | avg/g |
|------------------|----------|-----------|------------|-------------|----------|-----------|--------------|
| Jayden Thomas | 1 | 4 | 63 | 15.8 | 1 | 19 | 63.0 |
| Chris Tyree | 1 | 3 | 36 | 12.0 | 0 | 20 | 36.0 |
| Deion Colzie | 1 | 3 | 45 | 15.0 | 1 | 25 | 45.0 |
| Jaden Greathouse | 1 | 3 | 68 | 22.7 | 2 | 35 | 68.0 |
| Audric Estime | 1 | 2 | 26 | 13.0 | 0 | 22 | 26.0 |
| Gi'Bran Payne | 1 | 2 | -5 | -2.5 | 0 | 0 | -5.0 |
| Matt Salerno | 1 | 1 | 9 | 9.0 | 0 | 9 | 9.0 |
| Devyn Ford | 1 | 1 | 9 | 9.0 | 0 | 9 | 9.0 |
| Rico Flores Jr. | 1 | 1 | 2 | 2.0 | 0 | 2 | 2.0 |
| Total | 1 | 20 | 253 | 12.7 | 4 | 35 | 253.0 |
| Opponents | 1 | 3 | 43 | 14.3 | 0 | 39 | 43.0 |

Game Records

| Record | Overall | Home | Away | Neutral |
|----------------|---------|------|------|---------|
| ALL GAMES | 1-0 | 0-0 | 0-0 | 1-0 |
| CONFERENCE | 0-0 | 0-0 | 0-0 | 0-0 |
| NON-CONFERENCE | 1-0 | 0-0 | 0-0 | 1-0 |

Team Statistics

| | ND | OPP |
|------------------------------------|-------------------|-----------------|
| First Downs | 27 | 12 |
| Rushing | 13 | 11 |
| Passing | 13 | 1 |
| Penalty | 1 | 0 |
| Rushing Yardage | 191 | 126 |
| Rushing attempts | 32 | 48 |
| Average per rush | 6.0 | 2.6 |
| Average per game | 191.0 | 126.0 |
| TDs Rushing | 2 | 0 |
| Passing Yardage | 253 | 43 |
| Comp-Att-Int | 20-25-0 | 3-7-0 |
| Average per pass | 10.1 | 6.1 |
| Average per catch | 12.7 | 14.3 |
| Average per game | 253.0 | 43.0 |
| TDs Passing | 4 | 0 |
| Total offense | 444 | 169 |
| Average per play | 7.8 | 3.1 |
| Average per game | 444.0 | 169.0 |
| Kick returns: #-Yards | 2-41 | 1-12 |
| Punt returns: #-Yards | 1-11 | 0-0 |
| Int returns: #-Yards | 0-0 | 0-0 |
| Fumbles-Lost | 2-0 | 3-0 |
| Penalties-Yards | 1-10 | 3-26 |
| Punts-Avg | 0-0.0 | 4-39.8 |
| Time of possession / game | 26:46 | 33:14 |
| 3rd-down conversion | 5/7 | 4/14 |
| 4rd-down conversion | 1/1 | 3/4 |
| PAT-attempts | (6-6) 100% | (0-0) 0% |
| 2-point conversion-attempts | (0-0) 0% | (0-0) 0% |

Interceptions

| Player | no. | yds | avg | td | lg |
|------------------|----------|----------|------------|----------|----------|
| Total | 0 | 0 | 0.0 | 0 | 0 |
| Opponents | 0 | 0 | 0.0 | 0 | 0 |



**2023-24 Notre Dame Football
Combined Team Statistics
All games**

Page 2/3
as of Aug 27, 2023

Field Goals

| Player | fg | pct. | | | | | | lg | blk |
|------------------|------------|-------------|------------|------------|------------|------------|------------|-----------|----------|
| | | | 01-19 | 20-29 | 30-39 | 40-49 | 50-99 | | |
| Spencer Shradler | 0-1 | 0.0 | 0-0 | 0-0 | 0-0 | 0-1 | 0-0 | 0 | 0 |
| Opponents | 1-2 | 50.0 | 0-0 | 0-0 | 1-2 | 0-0 | 0-0 | 31 | 0 |

Punting

| Player | no. | yds | avg | lg | tb | fc | i20 | 50+ | blk |
|------------------|----------|------------|-------------|-----------|----------|----------|----------|----------|----------|
| Total | 0 | 0 | 0.0 | 0 | 0 | 0 | 0 | 0 | 0 |
| Opponents | 4 | 159 | 39.8 | 46 | 0 | 1 | 0 | 0 | 0 |

Punt Returns

| Player | no. | yds | avg | td | lg |
|------------------|----------|-----------|-------------|----------|-----------|
| Chris Tyree | 1 | 11 | 11.0 | 0 | 11 |
| Total | 1 | 11 | 11.0 | 0 | 11 |
| Opponents | 0 | 0 | 0.0 | 0 | 0 |

Scoring

| Player | td | fg | PAT | | | | dpx | saf | pts |
|------------------|----------|------------|------------|----------|----------|----------|----------|----------|-----------|
| | | | kick | rush | rcv | pass | | | |
| Jaden Greathouse | 2 | - | - | - | - | - | - | - | 12 |
| Spencer Shradler | - | 0-1 | 6-6 | - | - | - | - | - | 6 |
| Deion Colzie | 1 | - | - | - | - | - | - | - | 6 |
| Audric Estime | 1 | - | - | - | - | - | - | - | 6 |
| Jayden Thomas | 1 | - | - | - | - | - | - | - | 6 |
| Jadarian Price | 1 | - | - | - | - | - | - | - | 6 |
| Total | 6 | 0-1 | 6-6 | 0 | 0 | 0 | 0 | 0 | 42 |
| Opponents | 0 | 1-2 | 0-0 | 0 | 0 | 0 | 0 | 0 | 3 |

Score by Periods

| Team | 1st | 2nd | 3rd | 4th | OT | TOT |
|------------|-----|-----|-----|-----|----|-----|
| Notre Dame | 14 | 14 | 7 | 7 | 0 | 42 |
| Opponents | 0 | 0 | 0 | 3 | 0 | 3 |

Kick Returns

| Player | no. | yds | avg | td | lg |
|------------------|----------|-----------|-------------|----------|-----------|
| Gi'Bran Payne | 2 | 41 | 20.5 | 0 | 24 |
| Total | 2 | 41 | 20.5 | 0 | 24 |
| Opponents | 1 | 12 | 12.0 | 0 | 12 |

All Purpose

| Player | g | rush | rcv | pr | kr | ir | total | avg/g |
|------------------|----------|------------|------------|-----------|-----------|----------|------------|--------------|
| Audric Estime | 1 | 95 | 26 | 0 | 0 | 0 | 121 | 121.0 |
| Jaden Greathouse | 1 | 0 | 68 | 0 | 0 | 0 | 68 | 68.0 |
| Gi'Bran Payne | 1 | 31 | -5 | 0 | 41 | 0 | 67 | 67.0 |
| Jayden Thomas | 1 | 0 | 63 | 0 | 0 | 0 | 63 | 63.0 |
| Chris Tyree | 1 | -2 | 36 | 11 | 0 | 0 | 45 | 45.0 |
| Deion Colzie | 1 | 0 | 45 | 0 | 0 | 0 | 45 | 45.0 |
| Jeremiah Love | 1 | 40 | 0 | 0 | 0 | 0 | 40 | 40.0 |
| Jadarian Price | 1 | 25 | 0 | 0 | 0 | 0 | 25 | 25.0 |
| Devyn Ford | 1 | 2 | 9 | 0 | 0 | 0 | 11 | 11.0 |
| Matt Salerno | 1 | 0 | 9 | 0 | 0 | 0 | 9 | 9.0 |
| Rico Flores Jr. | 1 | 0 | 2 | 0 | 0 | 0 | 2 | 2.0 |
| Total | 1 | 191 | 253 | 11 | 41 | 0 | 496 | 496.0 |
| Opponents | 1 | 126 | 43 | 0 | 12 | 0 | 181 | 181.0 |

Total Offense

| Player | g | plays | rush | pass | total | avg/g |
|------------------|----------|-----------|------------|------------|------------|--------------|
| Sam Hartman | 1 | 23 | 0 | 251 | 251 | 251.0 |
| Audric Estime | 1 | 16 | 95 | 0 | 95 | 95.0 |
| Jeremiah Love | 1 | 4 | 40 | 0 | 40 | 40.0 |
| Gi'Bran Payne | 1 | 6 | 31 | 0 | 31 | 31.0 |
| Jadarian Price | 1 | 4 | 25 | 0 | 25 | 25.0 |
| Devyn Ford | 1 | 1 | 2 | 0 | 2 | 2.0 |
| Steve Angeli | 1 | 1 | 0 | 2 | 2 | 2.0 |
| Chris Tyree | 1 | 1 | -2 | 0 | -2 | -2.0 |
| Total | 1 | 57 | 191 | 253 | 444 | 444.0 |
| Opponents | 1 | 55 | 126 | 43 | 169 | 169.0 |

Team Defense

| ## | Player | gp | Tackles | | | Sacks | Pass defense | | Fumbles | | blkd | | |
|----|---------------|----|---------|---|-----|-------|--------------|--------|---------|------|------|--------|----|
| | | | ua | a | tot | | tfl/yds | no-yds | int-yds | brup | qbh | fr-yds | ff |
| 24 | Jack Kiser | 1 | 6 | 2 | 8 | . | . | . | 1 | . | . | . | . |
| 8 | Marist Liufau | 1 | 4 | 3 | 7 | . | . | . | . | . | 1 | . | . |



**2023-24 Notre Dame Football
Combined Team Statistics
All games**

Page 3/3
as of Aug 27, 2023

| ## | Player | gp | Tackles | | | | Sacks | Pass defense | | | Fumbles | | blkd | |
|---------------|------------------------|----------|-----------|-----------|-----------|-------------|-------------|--------------|----------|----------|------------|----------|----------|----------|
| | | | ua | a | tot | tfl/yds | | no-yds | int-yds | brup | qbh | fr-yds | ff | kick |
| 56 | Howard Cross III | 1 | 3 | 1 | 4 | . | . | . | . | . | . | . | . | . |
| 1 | Javontae Jean-Baptiste | 1 | 2 | 2 | 4 | 1-2 | . | . | . | . | . | . | . | . |
| 0 | Xavier Watts | 1 | 2 | 2 | 4 | . | . | . | . | . | . | . | . | . |
| 27 | JD Bertrand | 1 | 3 | . | 3 | . | . | . | . | . | . | . | . | . |
| 31 | Nana Osafo-Mensah | 1 | 3 | . | 3 | 1-24 | . | . | . | . | . | . | . | . |
| 12 | Jordan Botelho | 1 | 1 | 2 | 3 | . | . | . | . | 1 | . | . | . | . |
| 40 | Joshua Burnham | 1 | 2 | 1 | 3 | 1-9 | 1-9 | . | . | . | . | . | . | . |
| 2 | DJ Brown | 1 | 1 | 1 | 2 | . | . | . | . | . | . | . | . | . |
| 5 | Cam Hart | 1 | 1 | 1 | 2 | 1-2 | . | . | . | . | . | 1 | . | . |
| 99 | Rylie Mills | 1 | 2 | . | 2 | 1-10 | 1-10 | . | . | . | . | . | . | . |
| 47 | Jason Onye | 1 | 2 | . | 2 | . | . | . | . | . | . | . | . | . |
| 3 | Jaylen Sneed | 1 | 1 | 1 | 2 | . | . | . | . | . | . | . | . | . |
| 20 | Benjamin Morrison | 1 | 2 | . | 2 | . | . | . | . | . | . | . | . | . |
| 7 | Jaden Mickey | 1 | 2 | . | 2 | . | . | . | . | . | . | . | . | . |
| 4 | Antonio Carter II | 1 | 1 | . | 1 | . | . | . | . | . | . | . | . | . |
| 13 | Thomas Harper | 1 | 1 | . | 1 | . | . | . | . | . | . | . | . | . |
| 97 | Gabriel Rubio | 1 | 1 | . | 1 | . | . | . | . | . | . | . | . | . |
| 44 | Junior Tuihalamaka | 1 | 1 | . | 1 | . | . | . | . | . | . | . | . | . |
| Totals | | 1 | 41 | 16 | 57 | 5-47 | 2-19 | 0-0 | 0 | 2 | 0-0 | 2 | 0 | 0 |
| Opponents | | 1 | 42 | 4 | 46 | 2-6 | 0-0 | 0-0 | 2 | 1 | 0-0 | 1 | 0 | 0 |



**2023-24 Notre Dame Football
Team Game-by-Game Comparison
All games**

Page 1/1
as of Aug 27, 2023

| Opponent | Score | First Downs | | | | Rushing | Passing | | Total Offense | Return | Turn- |
|---------------|-------------|----------------|----------------|---------------|--------------|------------------------|------------------------|-----------------|------------------------|----------------|--------------|
| | | Total | Rush | Pass | Pen | Number-Yards | Comp-Att.-Int | Yards | Plays-Yards | Yards | Overs |
| Navy | 42-3 | 27 / 12 | 13 / 11 | 13 / 1 | 1 / 0 | 32-191 / 48-126 | 20-25-0 / 3-7-0 | 253 / 43 | 57-444 / 55-169 | 52 / 12 | 0 / 0 |
| Totals | 42-3 | 27 / 12 | 13 / 11 | 13 / 1 | 1 / 0 | 32-191 / 48-126 | 20-25-0 / 3-7-0 | 253 / 43 | 57-444 / 55-169 | 52 / 12 | 0 / 0 |

| Opponents | 3rd Down Conversion | 4th Down Conversion | Time of Possession | TOP Margin | Avg Yds/Rush | Avg Yds/Pass | Avg Yds/Play | Punting Number-Avg | Penalties Number-Yards | Sacks |
|---------------|---------------------|---------------------|----------------------|---------------|------------------|-------------------|------------------|-----------------------|------------------------|--------------|
| Navy | 5-7 / 4-14 | 1-1 / 3-4 | 26:46 / 33:14 | -06:28 | 6.0 / 2.6 | 10.1 / 6.1 | 7.8 / 3.1 | 0-0.0 / 4-39.8 | 1-10.0 / 3-26.0 | 2 / 0 |
| Totals | 5-7 / 4-14 | 1-1 / 3-4 | 26:46 / 33:14 | -06:28 | 6.0 / 2.6 | 10.1 / 6.1 | 7.8 / 3.1 | 0-0.0 / 4-39.8 | 1-10.0 / 3-26.0 | 2 / 0 |

Note: Game totals are displayed in the format TEAM/OPPONENT for each category