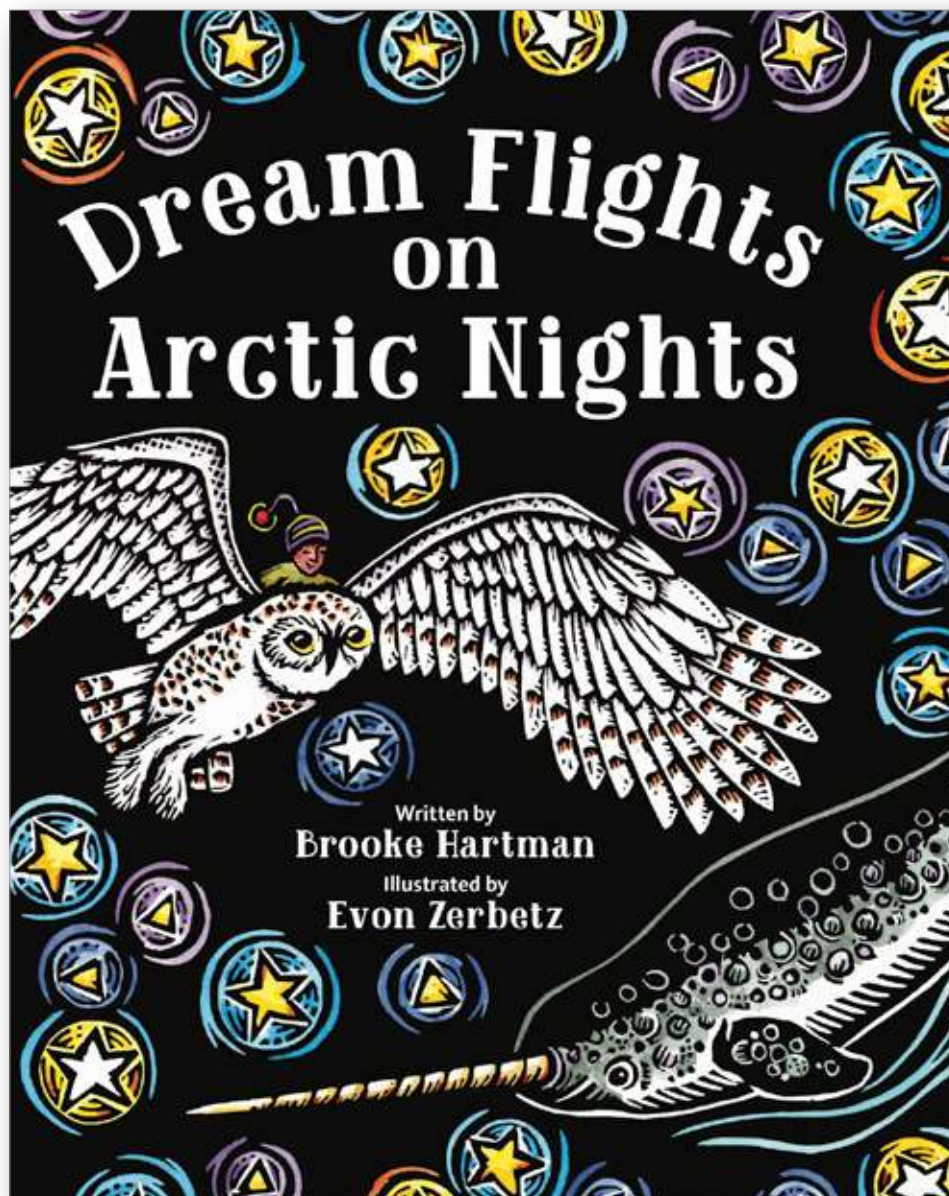


BOOK GUIDE FOR
*Dream Flights
on Arctic Nights*

Written by Brooke Hartman

Illustrated by Evon Zerbetz



Fry Readability: 5

SUMMARY

Written in rhyming verse with vividly colored linocut art, this book takes a dreamy flight through the arctic at night, following a child's curiosity about all the different animals that live in the cold North. Taken on the back of a raven, the child sees polar bears, otters, snowy owls, and more before returning home to go back to bed.


About the Author

Brooke Hartman is an Alaskan mom, wife, and national-award winning children's book author. She writes from her home in Chugiak at the base of the mountains that inspired this story and many others. Follow her Alaskan writing adventures on Facebook at [@BrookesBooksAK](#).



About the Illustrator

Evon Zerbetz is an Alaskan artist who has illustrated books for children including *Blueberry Shoe*, *Ten Rowdy Ravens*, and *Little Red Snapperhood*. Her linocut constructions and public art installations are installed in public buildings throughout Alaska. Zerbetz works in her studio over the ocean, on the island community of Ketchikan. See her portfolio at [evonzerbetz.com](#).



LANGUAGE ARTS

1. After reading the book aloud, see if you can hear the rhyming words. Which words rhyme? Locate the rhymes on each page.
2. Choose one of your favorite rhymes and brainstorm what other words rhyme with that word. Make a list.
Bonus! Is there an animal that rhymes with that word?
3. Write your own animal poem! You can take the list you made of rhyming words and make a poem out of them. Use the enclosed sheet to draw a scene to go with your poem, or make your own.



SCIENCE AND NATURAL HISTORY

1. Name some animals that live in the region where you live. Which ones do you see every day? Which ones don't you usually see?
2. Looking at each page, where do you think the animals live? In the water? In the forest? What kinds of different lands are there in the Arctic?
3. Find the Arctic on a map. Is it near the North Pole or the South Pole? What do you think it would be like to live in the Arctic? Would it be hot or cold?
4. Choose one of the animals mentioned in the book and do some research on it. Where does it live? When is it awake? What does it eat? How does the animal protect itself from the Arctic cold?
5. Find the page with these lines:

Suddenly, the sky ignites

In streaks of green and golden lights!

This is a reference to the aurora, or the Northern Lights. What is the aurora? Where can you go to see it?

LINOCUT ART

Be creative! Make linocut block art. Learn about how art in this book was made by creating something similar: <https://www.playfullearning.net/resource/lino-block-printing-kids/>

You can also use pre-made stamps.
Share your linocut block art on social media using #dreamflightsonarcticnights.



Activities continued

Word Search!

Find the animals in *Dream Flights on Arctic Nights*

N O M L A S T L U G M D E P D
L S N L S V Z O T U Y Z R O A
D W S U E E B U P K P A A R E
T A O G N I A T N U O M H C H
D K E Y R S A L F E E O E U W
E Q P A W R U F I L A R O P O
E L C P M O I R A O E V H I B
S D A I O N N H L T N E S N J
I H G H S L W S T A F L W E X
M A E H W A A O N L W G O H A
N T R E G U L R O J N A N B R
K E Q U P N V W B Y O E S F C
W H L Z M E N I R E V L O W T
O E N A R W H A L R A V E N I
B G R I Z Z L Y B E A R G F C

ARCTIC
POLAR BEAR
BELUGA WHALE
BOWHEAD
CARIBOU
EAGLE
GRIZZLY BEAR
GULL

MOUNTAIN GOAT
NARWHAL
OTTER
PORCUPINE
PTARMIGAN
PUFFIN
RAVEN
SALMON

SEA LION
SHEEP
SHREW
SNOWSHOE HARE
SNOWY OWL
WALRUS
WOLF
WOLVERINE

Activities continued

Build Your Own Wings

Create wings to take your own dream flights!

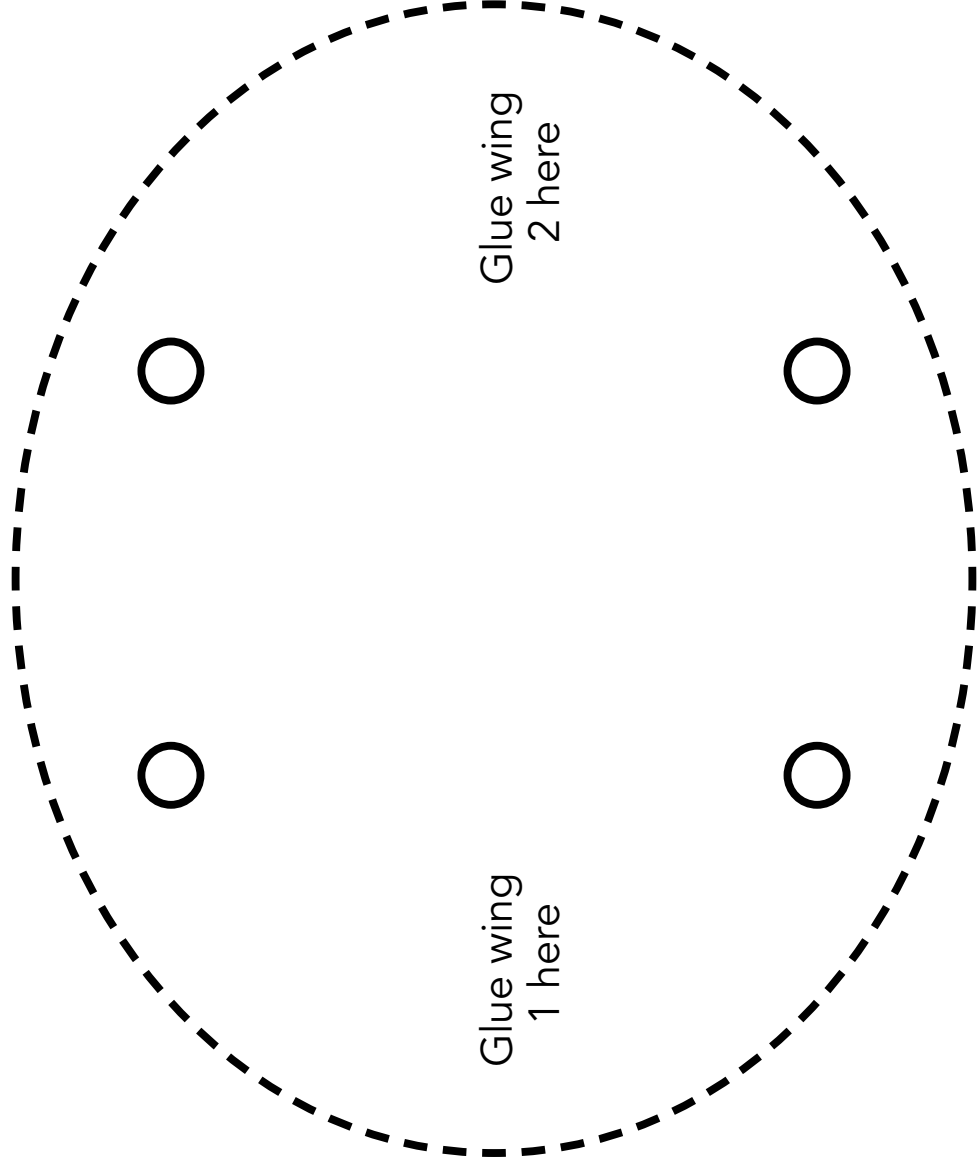
Materials

- scissors
- glue
- yarn
- colored pencils or markers

1. Print back plate and wing templates. Use heavier paper or cardstock if available, and make the templates bigger or small as needed.
2. Have students color both wings and the back plate, then cut them out.
3. Punch holes in the circles shown on the back plate.
4. Glue wings to the back plate as shown.
5. Loop yarn through the holes and around the student's arms to hold their wings in place.

Share your wings on social media using

Back Plate



Glue wing
1 here

Glue wing
2 here

WING 1



WING 2



Activities continued

Follow That Raven!

Did you know ravens live in many different regions besides the Arctic? The range of the *corvus corax* stretches across continents, from as far north as the ice floes of the Arctic Circle, to as far south as the mountains of Nicaragua in Central America. Ravens thrive in forests and near the coastline as well as urban areas, and even hot deserts!

Send your raven to other places in the world it might call home. Where will it go?

Materials

- raven template
- scissors
- color markers
- string
- tape

1. Print your raven template on cardstock. You could also laminate the paper after coloring.
2. Color your raven and cut it out with scissors. What is your raven's name?
3. Find the balance point on your raven so that it will "fly straight." You want your raven to see where it's going! Tape the string to the balance point.
4. Mail your raven to friends or family.
5. Have them take a picture of your raven "flying" where they live. Where is the raven? Ask them to email that picture to you and send the raven somewhere else.

6. Look at all the pictures your friends and family emailed to you. Discuss all the places your raven has gone. Find these places on the map. Do real ravens live here?
7. Write a story about all the places your raven visited on its journey.


Share your raven on social media using #dreamflightsonarcticnights.



Activities continued

Share Your Own Dreams!

Have you ever had a dream where you could fly? What kinds of things or animals do you see? Draw a picture of your dream and write a story or poem of it. Show us on social media by using #dreamflightsonarcticnights.



Four sets of horizontal lines for writing a story or poem. Each set consists of a solid top line, a dashed middle line, and a solid bottom line.







