



WELCOME GUIDE



Table of Contents

We look forward to welcoming you to our campus! To help you have a smooth transition, we have collected important information and recommendations for you to review as you prepare for your studies at George Mason University. We encourage you to read each section carefully and reach out to us if you have any questions.

Checklist	Getting Your Student Visa	Medical Information	Book Travel
3	4	6	8
What to Pack	Arriving in the US	Airport Transfer Service	Housing and Dining
9	10	11	12
Orientation	Campus Resources	Health and Safety	Money and Banking
14	15	16	18
Transportation	Contact Information	Frequently Asked Questions	Campus Map
19	20	21	22

Checklist

Please make sure you have completed everything on this checklist before you leave home.

☐ Visa and Passport

To obtain your F-1 student visa, you must receive your I-20; pay the SEVIS I-901 fee; confirm that your passport will not expire within six months of your expected entry date to the US; and schedule a visa application interview at a US Embassy or Consulate. An overview of the visa application process can be found on page 4.

☐ Visit a Doctor

You must show proof of being vaccinated for Measles, Mumps and Rubella, Tetanus and Diphtheria, Tuberculosis, Hepatitis B and Meningococcal. Bring your original records with you to the US, along with all completed forms and documents. For a full list of what you need, see pages 6 and 7. Your doctor must sign the Immunization Record form and if you are under 18, your parents must sign the form too. To access the George Mason Immunization Record Form, click on bit.ly/3ld9zf8

☐ Book Travel

Find suggested airports and temporary accommodation information on page 8.

☐ Find Housing

Review your options for on-campus and off-campus housing on page 12 and secure housing arrangements prior to arriving in the US.

☐ Secure Your Documents

In order to register for your classes, you will need to bring your official academic documents and test scores. Review a full list of what you will need to bring on page 9.

☐ Travel and Arrival Details

Send us your travel itinerary and flight arrival details so we can schedule airport transfer from the airport to your accommodation. Confirm your travel details at www.INTOarrivals.com/mason. Find more information on pages 10 and 11.

☐ Check Your Finances

Bring enough US currency for the first few weeks and find out how you will transfer money from your home country to a US bank account. For more information, see page 18.

☐ Follow INTO Mason on Social Media

Learn more about INTO Mason by following us on all our social media channels, listed on page 20.



Getting Your Student Visa

As an international student, you are required to have a visa that permits study in the US. Below, we provide you with information about applying for an F-1 visa, which is a student visa and will allow you to study at a US university. You will need to schedule an appointment to apply for this visa at a US Embassy or Consulate in your country and complete a visa interview.

Get additional support with PASS: Pre-Arrival Support Service

INTO George Mason University offers you PASS, a pre-arrival service which helps students have a better understanding of the visa application process. Take advantage of this free service and connect with a PASS Specialist by emailing PASS@intoglobal.com to set up a welcome call and get helpful support.

Steps to getting your F-1 Student Visa

Please ensure you follow the instructions from the US Department of State, the below is for general guidance.

1 Obtain the Form I-20 from the university

I-20s are currently being sent electronically to your email. Carefully read the instructions included with the I-20 before visiting the US Embassy or Consulate for your F-1 student visa interview. Keep this document in a safe place because you will need to bring the original signed form for your visa interview. For questions, reach out to oipsinto@gmu.edu.

2 Pay the SEVIS I-901 Fee

The I-901 fee is required to get the F-1 visa. At least three business days before you schedule your visa interview, pay the SEVIS I-901 fee by going to the SEVIS I-901 fee website at www.fmjfee.com/i901fee/index.html. You must follow the instructions to pay the SEVIS fee and print the receipt. This fee is not the same as the visa application fee. You will need

your SEVIS ID number when you pay the fee. It can be found on the top right-hand side of your I-20. You will also need the university school code, which is below:

- Mason F-1 school code:
WAS214F00683000

3 Complete the Online Nonimmigrant Visa Application, Form DS-160

After paying the SEVIS I-901 fee, you must complete the online visa application, form DS-160. When you have completed and have submitted the application, print the DS-160 bar code page and confirmation page. Please note you will need to upload a photo during this process, so ensure that you have one ready that meets requirements. Check photo requirements: travel.state.gov/content/travel/en/us-visas/

Questions about visas? Contact a George Mason University international Student Advisor at: bit.ly/gmuintladvising or +1 703 993 2970

For information about traveling to the US: studyinthestates.dhs.gov

For information about SEVIS I-901 fee: ice.gov/sevis/i901

visa-information-resources/photos.html

Learn more about completing the DS-160: travel.state.gov/content/travel/en/us-visas/visa-information-resources/forms/ds-160-online-nonimmigrant-visa-application.html

4 Schedule your visa appointment

To schedule your appointment, go to the US Embassy and Consulate webpage: www.usembassy.gov. Find the location where you want to have an appointment, and follow the specific instructions for scheduling.

5 Prepare for your Interview

Gather required documents

- Passport – ensure that your passport is valid for at least 6 months beyond your period of stay in the US (unless exempt by country-specific agreements).
- Form DS-160 Confirmation page and bar code page
- Application Fee (I-901 fee) payment receipt
- Photo – bring a hard copy of the photo you used for your DS-160 application form.
- Form I-20 issued to you by George Mason University
- Proof of funding documents that you used during your confirmation
- Additional documents: Please see additional documents that are required or recommended on the Travel.State.Gov website at the top of this page.
- Check with Embassy or Consulate where you will be applying to see if there are

additional requirements.

Schedule a PASS welcome call

- While this is not required, it is strongly recommended to have this call prior to your visa interview. Please email PASS@intoglobal.com to set up a welcome call and get helpful support.

Transferring from Another US School

If you are transferring from another school in the US and you already have an F-1 visa you must complete the F-1 Student Transfer Eligibility form at least 15 days before the start date of your program. If you plan to travel outside of the US before starting your program at Mason, please contact us to obtain an I-20 for re-entry.

Visa Delays

If you are unable to obtain a visa before the start date for which you have been admitted, contact INTO Mason immediately. You may defer and apply your deposit toward the tuition for the next semester.

It is always important you check for any updates and specific requirements online at the US Embassy or Consulate near you: www.usembassy.gov and follow the instructions from the US Department of State: travel.state.gov/content/travel/en/us-visas/study/student-visa.html

Medical Information

Immunization Record Form

Visit shs.gmu.edu for step-by-step instructions on how to complete the Immunization Record Form. You may visit go.gmu.edu/immunizationform to obtain a copy of the most up to date Immunization Record Form. This form must be completed in English and signed by a doctor before you arrive on campus. You may receive required vaccinations from your local doctor or hospital before you leave your country. If you do not have proof of immunizations when you arrive on campus, we will schedule an appointment for you at Student Health Services. All required vaccinations are free of charge if you are enrolled in the university-selected health insurance plan.



The image shows a sample of the Immunization Record Form from George Mason University Student Health Services. The form is titled "Immunization Record Form" and includes the website "shs.gmu.edu/immunizations". It contains several sections: "INSTRUCTIONS" with bullet points about completion and submission; "SUBMIT FORM AND RECORDS (DO NOT FAX OR EMAIL)" with upload and mail instructions; "PART 1: PERSONAL INFORMATION - TO BE COMPLETED BY ALL STUDENTS, PRINT LEGIBLY" with fields for name, address, and phone; and "PART 2: MINOR CONSENT - ONLY IF STUDENT IS UNDER 18 YEARS AT TIME OF ENROLLMENT" with a parental consent section. At the bottom, it mentions "ALLOWABLE EXEMPTIONS: DO NOT APPLY TO TUBERCULOSIS SCREENING/TESTING".

Immunization Requirements

- Measles, Mumps and Rubella (MMR) – Two doses of the MMR vaccine or Titer (blood test) report indicating positive immunity
- Tetanus and Diphtheria – Pertussis (Tdap) received within the last 10 years
- Tuberculosis (TB) – Screening questionnaire listed on the Immunization Record form must be completed and submitted
- Hepatitis B – Three doses of Hepatitis B or Twinrix, or Titer (blood test) report indicating positive immunity or a signed waiver
- Meningococcal – Must receive vaccine between the ages of 16-21 or a signed waiver

For more information about immunizations, visit shs.gmu.edu/immunizations or email immunize@gmu.edu

Submit your completed Immunization Record form on the first day of Orientation or email it to intoadmissions@gmu.edu

You can also find the Immunization Record form online at shs.gmu.edu/immunizations/

If you are under the age of 18, your parent or guardian must also sign your Immunization Record form.

Health Insurance

Students with F-1 and J-1 status are required to have George Mason University's UnitedHealthCare health insurance. If you have this visa status, you will automatically be enrolled in the university-selected health insurance plan managed by UnitedHealthCare. Health insurance fees are paid to INTO Mason and you can access your insurance card online during the first few weeks of classes.

If you already have health insurance and do not want to be enrolled in the university-selected health insurance plan, you must apply for an insurance waiver.

For health insurance waiver criteria including deadlines and instructions on how to submit a waiver, contact insure@gmu.edu or visit shs.gmu.edu/insurance/international

Only US health insurance plans will be considered for the waiver.

Please remember that any dependents traveling with you also will need to enroll in health insurance.

Prescriptions

Bring a copy of ALL prescriptions for medicines, eyeglasses and contact lenses with you to the US. The prescriptions must be in English.

Pharmacy Locations

CVS

10390 Willard Way, Fairfax, VA
+1 703 591 0060
[cvs.com](https://www.cvs.com)

Walgreens

10320 Main Street, Fairfax, VA
+1 703 591 1025
[walgreens.com](https://www.walgreens.com)

Book Travel



Book Your Flight

As an F-1 student, you are allowed to enter the US no earlier than 30 days before the program start date listed on your I-20. If you arrive after the start date listed on your I-20, you may be denied entry to the US.

When booking your flights, remember that you should arrive in Fairfax at least one day before your program start date. If you are living on campus you may check in to your residence hall as early as two days before Orientation begins. All students are expected to arrive at either Dulles International Airport (IAD) or Ronald Reagan Washington National Airport (DCA).

Submit Arrival Information

Submit your arrival details online at: www.INTOarrivals.com/mason at least 72 hours before your flight arrives so we can arrange transfer service to greet you at the airport and take you to your accommodation.

You will need to provide the following information:

- Application ID
- Personal contact details
- Flight number
- Arrival date and time
- Where you will be traveling to: the campus, a hotel or local apartment, etc.

Hotels in Fairfax

If you arrive before your move-in date, you will be responsible for arranging and paying for your temporary accommodation. Some hotels recommended by Mason are:

Residence Inn Fairfax City

3565 Chain Bridge Road
Fairfax, VA 22030
+1 703-267-2525

Courtyard Marriott Fair Oaks

11220 Lee Jackson Memorial Highway
Fairfax, VA 22030
+1 703-273-6161

For more information about local hotels, visit gmu.edu/resources/welcome/hotel.html

What to Pack

Weather

The Fairfax climate has four seasons with average temperatures ranging from 5° C in January to 32° C in July.

Clothing

Due to weather changes, you will need clothing for both warm and cold seasons. All of these items are available for purchase in Fairfax upon arrival, so only pack what you need for the first few months after you arrive.

Room Essentials and Decorations

Consider bringing decorations for your room that will remind you of home such as photos, books, music, recipes and items associated with a hobby or sport you enjoy. Many students also choose to bring items of cultural significance such as their national dress.

What to Carry on the Plane

- Original I-20
- Valid passport and F-1 visa
- SEVIS I-901 fee payment receipt
- Evidence of funding for your tuition fees and living costs, including sponsor letter
- Health forms and immunization documentation in English
- All medical prescriptions written in English
- Official transcripts or test scores
- Laptop computer

Appliances

US electrical outlets are 110 volts AC and use a NEMA electrical socket. You may need an adapter to use electronics from home. Appliances with exposed heating elements are prohibited in residence halls. Purchase appliances after you arrive.

Cell Phones

If you want a cell phone while living in the US, we recommend waiting to purchase the phone until you arrive in the US. You will receive more information at Orientation.

Luggage

Always label all of your luggage clearly. The label should have your full name and the address of the INTO Mason Center:

INTO George Mason University

4352 Mason Pond Drive
Fairfax, VA 22030
USA

Arriving in the US

Entering the US

Be ready to present these documents at the US port of entry:

- Original I-20
- Valid F-1 visa and passport
- SEVIS I-901 Fee payment receipt
- Proof of finances for your first year of studies

US Customs Declaration Form

You may have to complete the US Customs Declaration form during your flight to present to the immigration official when you enter the US. For more information about preparing to enter the US, visit studyinthestates.dhs.gov/students

Customs and Immigrations Tips

An immigration officer may ask you some questions. Be prepared to answer:

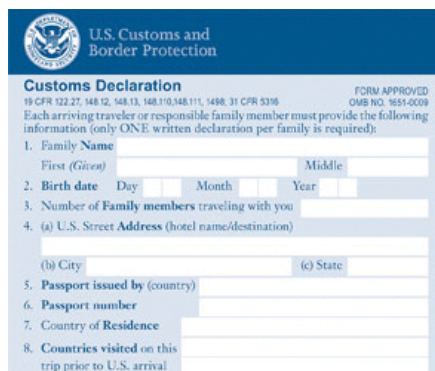
- Why are you coming to the US?
- Where and what course are you studying?
- Where will you live during your studies?
- How are you going to fund your studies?

Your I-94 arrival/departure form is now a paperless document. However, if you receive a paper copy, do not lose it. It costs more than \$300 to replace a paper I-94.

See how the US Customs and Immigration process will work: bit.ly/AirportCustoms



US Customs Declaration form



The image shows a sample of the US Customs Declaration form. It includes fields for Family Name, Birth date, Number of Family members, U.S. Street Address, City, State, Passport issued by, Passport number, Country of Residence, and Countries visited. The form is titled 'U.S. Customs and Border Protection Customs Declaration' and includes a 'FORM APPROVED' stamp.



For more information about preparing to enter the US, visit: ice.gov/sevis/students

Airport Transfer Service



Airport Shuttle and Greeting Service

We offer INTO Mason airport pick-up and transfer service at Dulles International Airport (IAD) and Ronald Reagan Washington National Airport (DCA) during the weekend before Orientation. See below for specific days included in this service. If you submit your arrival details online at least 72 hours prior to your arrival, we can provide the pick-up and transfer service and send you a confirmation with more details. We will meet you at the airport and take you directly to your accommodation.

Fall semester: Saturday and Sunday before Orientation.

Spring semester: Saturday, Sunday and Monday before Orientation.

Summer semester: Monday and Tuesday before Orientation.

Assistance During Arrival

If you encounter any issues upon your arrival such as a change in your flight arrival time, lost luggage, or immigration issues, please call the INTO Mason Emergency Phone at **+1 571 325 6540**

To know what you can expect when you arrive at the airport, watch this video: bit.ly/StudentsAirport

Submit your arrival details here: www.INTOarrivals.com/mason

Housing and Dining



Living on Campus

All International Year One, Academic English + International Year One and Undergraduate Transfer Program students are required to live on campus during their program.

- Convenient on-campus locations close to classrooms, libraries, gyms and dining halls
- Live-in student staff to assist you 24 hours per day
- Securely locked exterior doors
- Wireless high-speed internet
- Study lounges
- Laundry facilities
- Anytime dining plans so you can enter all Mason dining halls as many times per day as you wish

- Students who choose to live on campus will get to enjoy the benefits of the Global Center (bit.ly/3yJqHRT).

Your Room Includes

- Bed
- Desk and chair
- Closet space
- Linen package including sheets, pillow, pillowcases, blankets and towels
- If you live on campus, we will send you a housing confirmation email one month before the start date of your program with more details about move-in dates and procedures.

Graduate and Academic English Students

If you plan to study only Academic English or a Graduate Pathway at INTO Mason, you will not be required to live on campus. However, you are welcome to apply to live on campus. We encourage you to apply early, as spaces fill up quickly. Academic English or Graduate Pathway students who wish to live on campus will live in the Global Center.

Off-Campus Housing Information

If your program does not require you to live on campus, you can choose to live off campus. Consider the following when looking for an off-campus option:

- How do you plan to get to the university?
- How long will it take you to travel to the university?
- Will you have a roommate or do you want to live alone?

We strongly encourage you to find housing before you arrive in the US as apartments fill up quickly. Read our Off-Campus Housing Guide for recommendations and tips for renting an apartment in the Washington, DC, area.

Off-Campus Housing Guide:
bit.ly/INTOMasonOff-Campus

For more exciting tips about living in the nation's capital, visit our City Guide:
intostudy.com/mason/living

Dining and Meal Plans

Explore more than 25 restaurants on campus and find vegetarian, halal, gluten-free and kosher options. If you live on campus, you will have a meal plan, which allows you to enter any of our all-you-can-eat dining halls as many times as you wish each day. Students living off campus have the option of purchasing a meal plan.

Accommodation in Arlington

Selected programs only

If your Graduate Pathway courses are located at the Arlington Campus, you will receive an Off-Campus Housing Guide from the Student Services team that will give you details on how to find accommodation in the area, pricing and recommendations.

Watch this video to learn more about the Global Center:
<http://bit.ly/acgctour>



Orientation

Orientation

As part of your INTO Mason program, you will attend a mandatory Orientation for one week. During this week, you will participate in several activities that will get you ready for classes as well as meet new friends.

At Orientation You Will:

- Go on a campus tour
- Get your Mason ID card
- Open your university email account
- Turn in required health vaccinations and documents
- Submit any transcripts and test scores
- Pay any balances due
- Take an English language placement test
- Register for courses
- Learn about student visa regulations
- Learn about campus resources
- Attend fun activities and field trips and make #intofriends
- Meet your academic advisor
- Find your classes on campus

What to Bring to Orientation

- Original I-20
- Acceptance letter
- Academic transcripts
(except Academic English only students)
- Immunization forms
- Passport

Course Registration

Before you are registered for courses, you must complete the English language test, turn in all required documents and pay any remaining fees. Orientation leaders and INTO Mason staff will help you every step of the way.

Arriving Late to Orientation

It is important to arrive by the first day of Orientation. Since orientation sessions will be held in-person, you will have opportunities to make-up missed orientation sessions and information. Students who arrive after the first day of Orientation must have a late arrival letter to present at check-in. Late arrival letters are approved on a case-by-case basis and students who arrive late may be charged a \$250 fee. Student who arrive late without a late arrival letter may not be able to register for courses.

Math Placement Test

Students in the Engineering, Computing and Statistics International Year One and the Science International Year One program must take the test during their orientation to determine their math level and register to the correct math course.

Additional policies regarding the exam can be found here:

http://math.gmu.edu/placement_test.php.

In order to prepare for the test, students may wish to use the materials here, offered by the Math Department:
math.gmu.edu/placement_test.php

Campus Resources

Holistic Experience

INTO Mason provides programs and services for your social, physical, personal and academic well-being. Our job is to make sure you are as successful outside the classroom as you are inside. We want you to make the most of your experience with us.

Engagement on Campus

Our programs help you meet students from all over the world and from every US state. We provide activities that help you get involved on campus and in the Fairfax and Washington, DC, area.

Get Involved at Mason

- Join a campus organization
- Play your favorite sport
- Join an English Conversation Partner Program
- Participate in International Week
- Explore the local area through field trips

Student Care

We have staff who can help ease your transition to the US. Whether you need to speak to someone in your native language, get a driver's license or find a doctor, you can visit the Global Center Welcome Desk and we will help you.

Emergency Phone

You can call or text the INTO Mason Emergency Phone at +1 571 325 6540 with any questions, concerns or problems once you arrive.

Student Services in Arlington

Selected programs only

The Arlington Campus offers state-of-the-art educational spaces, libraries, technology and opportunities for community engagement and career development. There is a Mason Student Services team on the second floor of Founders Hall that can assist with any questions you may have about your student life in Arlington. All of the departments based in Fairfax such as Student Health, Writing Center, and International Services, also have offices on the Arlington Campus.

The Arlington Information Desk is located on the first floor of Van Metre Hall. They can provide assistance with everything from academic programs, events on campus, transportation concerns, or help finding a classroom. You can also reach them by calling +1 703 993 8999 or emailing arlcamp@gmu.edu

COVID-19

George Mason University is committed to support the health and well-being of the Mason community. For the most up-to-date information regarding university COVID-19 guidelines and vaccines, visit www2.gmu.edu/safe-return-campus

Health and Safety



Health Services on Campus

Mason Student Health Services provides healthcare services for illnesses such as cold, flu, upset stomach and headache. There is no charge for students to be seen by one of our healthcare providers for illness, injury, or any other health concern. There are small fees for lab work and medications. Call to make an appointment. Student Health accepts walk-in patients for sudden illness or injury.

Mason Student Health Services

Fairfax Clinic
Location: On Campus
Phone: +1 703 993 2831

Medical Services in Fairfax

If you need urgent medical attention from a doctor without an appointment, use these resources:

Patient First - Fairfax

10100 Fairfax Blvd
Fairfax, VA
Phone: +1 703 679 1876

Inova Emergency Care Center

4315 Chain Bridge Road
Fairfax, VA
Phone: +1 703 877 8200

Call 911

911 emergency services provide on-site treatment and transportation to local hospitals for life-threatening injuries or illness.

Safety on Campus

George Mason University is very safe and has its own full-service police department on campus. However, you should not engage in any activity that puts you in danger. Here are some tips on how to stay safe:


- Use well-lit and well-traveled paths at night.
- Always lock your doors and windows. If you drive a car, lock it at all times even while driving. Do not leave valuable items in your car.
- Travel with a friend or group of people.
- Trust your instincts. If you do not feel comfortable in a situation, you can leave.
- If you are being harassed or experience any threats, let University Police know immediately. You can call the non-emergency number of the Police Department and request a police cadet to escort you safely on campus.


Mason Alert


Mason Alert is Mason's emergency notification system used to send notifications about school closings and timely safety warnings to the university community via text, email and telephone call.


- Sign up for Mason Alert:
ready.gmu.edu/masonalert


[< Back](#) **Contact Info**



Report Behavior



Submit a Tip


Email Us

General Emergency
 **911**

GMU Police Department Emergency
 **911**

GMU Police Department Non-Emergency
 **703-993-2810**

Counseling and Psychological Services
 **703-993-2380**

Money and Banking

Cash

- US currency: US dollar (USD or \$) divided into 100 cents
- Bills: \$100, \$50, \$20, \$10, \$5, \$1
- Coins: quarter (25 cents), dime (10 cents), nickel (5 cents), penny (1 cent)

You need easy access to at least \$500 or more to cover books, cell phone deposit and other living expenses when you arrive. You should not carry large amounts of cash with you, so you will need to open a bank account.

US dollars



Bank Accounts

During Orientation, you can meet with representatives from on-campus and off-campus banking services. To open an account, you will need two forms of photo identification (passport and Mason ID card), your US mailing address and money to deposit.

Transferring Money

Before you leave your country, you need to know your government's regulations and your home bank's procedures for transferring money to the US. Plan to transfer enough money to cover your expenses for one semester, including books. Consider your living situation and lifestyle to plan ahead. Will you live off campus? Do you like to eat at restaurants? Do you need to buy clothes or more school supplies?

Credit/Debit Cards

In the US, the most widely accepted bank and credit cards are Visa and MasterCard. Bank cards can either be debit which pulls funds from your bank account or credit, which you pay off at the end of each month. Apply for a credit card in your home country before you travel since it may be difficult for you to get one after you leave.

Transportation

Getting Around Campus

Shuttles

Mason provides various free shuttles that offer transportation from different locations on campus to the metro. The Global Center Metro shuttle provides direct service from the Global Center to the Vienna/Fairfax-GMU metro stop. You can track the pick-up times and locations at www.mason.ridesystems.net. Some shuttles run seven days a week, with limited times on the weekends.

Bike Programs

Mason is a bicycle-friendly university and has over 1,350 bike parking spots on campus including bike pumps and fix-it stations. To see a map of all the facilities and register your bike, visit bike.gmu.edu

Parking on Campus

If you will be driving to campus, parking is available in various lots, as well as parking decks during the school year. You can purchase a permit or get more information about your options at parking.gmu.edu

Getting Around Fairfax and DC

CUE Bus

The CUE Bus has various routes throughout the city of Fairfax and is free to all students who have a valid Mason ID. For more information visit www.cuebus.org

Driving a Car

To drive a car in the US, you will need a valid driver's license, insurance and vehicle registration. An international driver's license is only valid for up to six months in Virginia. For the most complete information on applying for a license, please call or visit:

Virginia Department of Motor Vehicles (DMV)
[+1 804 497 7100](tel:+18044977100) | dmv.virginia.gov

Metro

The closest metro stop to the George Mason University Campus in Fairfax is the Vienna/Fairfax-GMU Metro station on the Orange Line. The Orange Line also goes to various locations in Washington, DC. To visit the Arlington Campus, take the Orange Line to Virginia Sq-GMU Metro station. The metro maps and schedules can be found at www.wmata.com/schedules/maps

Uber and Lyft

Uber and Lyft are smartphone applications that allow you to request a car that will pick you up based on your GPS location. They are cheaper and more convenient than taxis. When you download the app and sign up, enter your credit card information so you are automatically charged for the ride once you reach your destination. You do not need to pay or tip using cash—it is all included.

Getting Around Arlington

Selected programs only

The Arlington Campus is located at 3351 Fairfax Drive, Arlington, VA 22201. You will be just a 15-minute ride away from DC.

Public Transportation

The Arlington Campus is conveniently located near many public transportation options. It is just steps away from the Virginia Sq-GMU metro station on both the Orange and Silver Lines, along with various Metrobus and ART Bus stops. You can find all your options at transportation.gmu.edu/arlington

Driving

If you are driving to the Arlington Campus, a parking permit is required. You can purchase a permit at Parking Services in Van Metre Hall on the Arlington Campus. For more information, visit transportation.gmu.edu/arlington



Contact Information

INTO Mason Contact Information

Website: www.intostudy.com/mason

www2.gmu.edu/into-mason

Email: intoexp@gmu.edu

INTOFd@gmu.edu

Phone: +1 703 993 4501

Global Center Welcome Desk

Open Monday – Friday 9:00am - 5:00pm

INTO Mason Emergency Phone

+1 571 325 6540

Mason Police Department (Non-Emergency)

+1 703 993 2810

Emergency: 911

George Mason University Information

gmue.edu

Mason Student Health Services

+1 703 993 2831

shs.gmu.edu

Global Center

(Fairfax Campus)

4352 Mason Pond Drive

Fairfax, VA 22030

George Mason University

(Arlington Campus)

3351 Fairfax Drive

Arlington, VA 22201

Fairfax and Washington, DC, Tourist Information

These websites provide helpful information about Fairfax, Virginia and Washington, DC, adjusting to life in the US, cultural organizations and events around the Mason campus.

City of Fairfax: www.fairfaxva.gov

Fairfax County: www.fxva.com

Washington, DC: www.washington.org



facebook.com/INTOMason

facebook.com/georgemason



twitter.com/INTO_Mason

twitter.com/georgemasonu



myin.to/MasonYouTube

youtube.com/user/masonWeb



instagram.com/INTO_Mason

instagram.com/georgemasonu



myin.to/linkedin_mason



WeChat ID:



Frequently Asked Questions

Do I need to attend the entire Orientation program?

Yes, Orientation is mandatory. You will complete many necessary tasks during Orientation that will need to be finished prior to the start of classes, including registering for classes. Refer to page 14 for a complete list of what you will do at Orientation. Any student who misses Orientation without prior approval will be charged a \$250 late arrival fee.

If I have any issues at the airport, who can I call?

INTO Mason has an emergency arrivals phone you can call or text 24 hours a day:

+1 571 325 6540.

If I arrive before my residence hall move-in date, where should I stay?

You typically can move on campus two days before your Orientation start date. If you live off-campus, you should check your lease start date. If you will be arriving before these dates, refer to page 8 for a list of local hotels.

How much should I pack?

Most students bring only two suitcases and a carry-on bag. Additional seasonal clothing can easily be purchased in Fairfax, VA upon arrival. All bedding and towels will be provided upon arrival if you are living on campus.

What immunization shots do I need as an INTO Mason Student? Can I get my immunization shots done overseas?

A list of required immunizations is on page 6. You are encouraged to complete your immunizations before you arrive. Please bring copies of immunization proof in English with you to Orientation. If you do not have the needed immunizations upon arrival, you will receive them during Orientation week. All immunizations are free if you have the university health insurance plan.

What are the housing options?

International Year One, Academic English + International Year One and Undergraduate Transfer students will live in the Global Center (refer to campus map for location).

Graduate Pathway program students or those students studying only Academic English may choose to live on or off campus. For students looking to live off-campus, we highly recommend finding housing prior to your arrival, as apartments close to campus fill up quickly.

Can I get an on-campus housing exemption if my family lives here?

There are only a few exceptions. Contact intoadmissions@gmu.edu for a housing exemption form if you think you qualify to live off campus.

Campus Map



1 T-10 Aquatic and Fitness Center
2 P-4 Aqua Building
3 R-9 Art and Design Building
4 Q-8 Buchanan Hall
5 W-5 Carow Hall
6 H-4 Carty House
7 P-7 Center for the Arts/Concert Hall
8 V-5 Central Heating and Cooling Plant
9 T-1 Child Development Center
10 R-6 Clock
11 Q-8 College Hall
12 O-8 Cross Cottage
13 R-6 David King Hall
14 Q-7 de Laski Performing Arts Building
15 P-10 EagleBank Arena
16 Q-3 East Building
17 S-8 Enterprise Hall

18 S-7 Exploratory Hall
19 U-4 Facilities Administration
20 V-4 Facilities Management, Archives
21 V-4 Facilities Management, Operations
22 R-4 Fenwick Library
23 K-3 Field House and Module
24 Q-3 Finley Building
25 Q-6 George Mason Statue
26 W-9 Greenhouse
27 Q-6 Harris Theatre
28 Q-5 Horizon Hall
29 R-8 Innovation Hall
30 R-6 Johnson Center/Admissions
31 L-5 Kelley II - 10716 Kelley Drive
32 W-5 Krasnow Institute
33 Q-4 Krug Hall
34 R-3 Lecture Hall

35 Q-1 Merten Hall
36 Q-7 Music/Theater Building
37 T-9 Nguyen Engineering Building
38 T-2 Northeast Module
39 T-2 Northeast Module II
40 S-11 Notoway Annex
41 P-6 Parking Deck, Mason Pond
42 S-1 Parking Deck, Rappahannock River
43 T-8 Parking Deck, Shenandoah
44 S-7 Parking Services
45 P-2 Peterson Hall
46 S-7 Planetary Hall
47 S-1 Police and Safety Headquarters
48 N-6 Recreation and Athletic Complex (RAC)
49 W-4 Recycling Center
50 T-8 Research Hall
51 U-4 Rivanna Module

STUDENT HOUSING
Rappahannock Neighborhood
60 R-3 Blue Ridge
61 T-3 Eastern Shore
62 S-3 Hampton Roads and Pilot House
63 R-3 Northern Neck
64 S-4 Piedmont/Housing Office
65 S-4 Sandbridge
52 X-7 Roberts House
53 Q-5 Student Union Building I
54 Q-7 TheaterSpace/Black Box
55 T-6 The Hub
56 P-4 Thompson Hall
57 V-5 Warehouse, Customer Service Center
58 P-4 West Building
59 L-5 West PE Module

The Commons
71 T-4 Amherst
72 T-4 Brunswick
73 T-5 Carroll
74 T-5 Dickenson
75 T-5 Essex
76 S-4 Franklin
77 S-4 Grayson
78 T-4 Hanover

Shenandoah Neighborhood
79 V-9 Liberty Square
80 V-10 Potomac Heights
Presidents Park
81 W-7 Adams
82 V-7 Eisenhower* and Ike's Diner
83 V-7 Harrison
84 W-8 Jackson
85 V-6 Jefferson
86 W-7 Kennedy
87 W-8 Lincoln
88 V-6 Madison
89 V-7 Monroe
90 V-8 Roosevelt
91 V-9 Taylor
92 W-7 Truman

93 W-6 Washington
94 V-7 Wilson
Aquia Neighborhood
95 L-7 Angel Cabrera Global Center
96 O-2 Rogers
97 O-2 Whitetop
FACULTY/STAFF HOUSING
98 X-3 Masonvale
*24-hour Residential Desk
Stay up to date with construction information at building.gmu.edu.
Revised 03/2021

For the most up-to-date
information visit:

INTOMason.gmu.edu



facebook.com/**INTOMason**



twitter.com/**INTO_Mason**



instagram.com/**INTO_Mason**



myin.to/**Mason_YouTube**



myin.to/**linkedin_mason**



WeChat ID:



Chat online

with our students!



www.intostudy.com/chat-mason

© 2022 INTO USA, LLC. All rights reserved. INTO and the INTO roundel are registered trademarks of INTO University Partnerships Ltd.



Through innovative partnerships with leading universities,
we expand opportunities for higher education, ensuring
success and transforming the lives of our students and staff.