



2020-21 SCHEDULE / RESULTS

NOVEMBER 2-0

25	Wed	MISSISSIPPI VALLEY STATE	SECN Plus	W 142 62
Fayetteville, Ark. • Bud Walton Arena/Nolan Richardson Court				
28	Sat	NORTH TEXAS	SECN Plus	W 69 54
Fayetteville, Ark. • Bud Walton Arena/Nolan Richardson Court				

DECEMBER (All Times CT)

2	Wed	UT ARLINGTON	SEC Network	8:00 pm
Fayetteville, Ark. • Bud Walton Arena/Nolan Richardson Court				
5	Sat	LIPSCOMB	SECN Plus	5:00 pm
Fayetteville, Ark. • Bud Walton Arena/Nolan Richardson Court				
8	Tues	at Tulsa	TBA	7:00 pm
Tulsa, Okla. • Donald W. Reynolds Center				
12	Sat	CENTRAL ARKANSAS	SECN Plus	*5:00 pm
Fayetteville, Ark. • Bud Walton Arena/Nolan Richardson Court				
20	Sun	ORAL ROBERTS	SEC Network	2:00 pm
Fayetteville, Ark. • Bud Walton Arena/Nolan Richardson Court				
22	Tues	ABILENE CHRISTIAN	SECN Plus	7:00 pm
Fayetteville, Ark. • Bud Walton Arena/Nolan Richardson Court				
30	Wed	Auburn	TBA	TBA
Auburn, Ala. • Auburn Arena				

JANUARY (All Times CT)

2	Sat	MISSOURI *	TBA	TBA
Fayetteville, Ark. • Bud Walton Arena/Nolan Richardson Court				
6	Sat	at Tennessee *	TBA	TBA
Knoxville, Tenn. • Thompson-Boling Arena				
9	Sat.	GEORGIA *	TBA	TBA
Fayetteville, Ark. • Bud Walton Arena/Nolan Richardson Court				
13	Wed	at LSU *	TBA	TBA
Baton Rouge, La. • Pete Maravich Assembly Center				
16	Sat	at Alabama *	TBA	TBA
Tuscaloosa, Ala. • Coleman Coliseum				
20	Wed	AUBURN *	TBA	TBA
Fayetteville, Ark. • Bud Walton Arena/Nolan Richardson Court				
23	Sat	at Vanderbilt *	TBA	TBA
Nashville, Tenn. • Memorial Gymnasium				
27	Wed	OLE MISS *	TBA	TBA
Fayetteville, Ark. • Bud Walton Arena/Nolan Richardson Court				
30	Sat	at Oklahoma State %	TBA	TBA
Stillwater, Okla. • Gallagher-Iba Arena / Eddie Sutton Court				

FEBRUARY (All Times CT)

2	Tues	MISSISSIPPI STATE *	TBA	TBA
Fayetteville, Ark. • Bud Walton Arena/Nolan Richardson Court				
6	Sat	TEXAS A&M *	TBA	TBA
Fayetteville, Ark. • Bud Walton Arena/Nolan Richardson Court				
9	Tues	at Kentucky	TBA	TBA
Lexington, Ky. • Rupp Arena				
13	Sat	at Missouri	TBA	TBA
Columbia, Mo. • Mizzou Arena				
16	Tues	FLORIDA *	TBA	TBA
Fayetteville, Ark. • Bud Walton Arena/Nolan Richardson Court				
20	Sat	at Texas A&M	TBA	TBA
Bryan-College Station, Texas • Reed Arena				
24	Wed	ALABAMA *	TBA	TBA
Fayetteville, Ark. • Bud Walton Arena/Nolan Richardson Court				
27	Sat	LSU *	TBA	TBA
Fayetteville, Ark. • Bud Walton Arena/Nolan Richardson Court				

MARCH (All Times CT)

2	Tues	at South Carolina *	TBA	TBA
Columbia, S.C. • Colonial Life Arena				
10-14		SEC CHAMPIONSHIP		TBA
Nashville, Tenn. • Bridgestone Arena				

* - SEC Game || HOME GAMES IN CAPS % - SEC/Big 12 Challenge

ARKANSAS RAZORBACKS

GAME 3: UT ARLINGTON AT ARKANSAS

Dec. 2, 2020 • Wednesday • 8:00 pm • Fayetteville, Ark. • Bud Walton Arena (19,200)/Nolan Richardson Court



ARKANSAS RAZORBACKS

Eric Musselman (San Diego '87)

OVERALL 2-0 SEC 0-0

at UA: 22-12 (2nd) Collegiate: 132-46 (6th)



UT ARLINGTON MAVERICKS

Chris Ogden (Texas '04)

OVERALL 1-2 SBC 0-0

at UTA: 32-36 (3rd) Overall: Same

SERIES INFO:

OVERALL	ARK Leads.....	8-0
Home:	ARK Leads.....	6-0
Away:	ARK Leads.....	1-0
Neutral:	ARK Leads.....	1-0

SERIES HISTORY:

12/18/65	W	78-64	H
12/14/68	W	80-69	H
12/27/68	W	87-78	N (LR)
12/13/69	W	85-73	A
11/22/99	W	102-95 (OT)	H
12/31/10	W	87-74	H
11/18/16	W	71-67	H
11/23/18	W	78-60	H



SEC NETWORK

Dave Neal (PxP)
Daymeon Fishback (Analyst)



RAZORBACK SPORTS NETWORK

Chuck Barrett (PxP)
Matt Zimmerman (Analyst)



SATELLITE RADIO

XM: 191 • Sirius: --
Online Channel: 962



LIVE STATS / WATCH SEC NETWORK ONLINE

www.Arkansas.StatBroadcast.com

https://www.espn.com/watch/player?id=32dfb277-7580-4252-bcca-834486d8a8ea



Versus UTA

- This will be the ninth meeting between Arkansas and UT Arlington.
- Arkansas owns an 8-0 advantage in the all-time series versus the Mavericks, including a 6-0 mark in games played in Fayetteville.
- LAST TIME THEY MET** - Nov. 11, 2018 - Fayetteville
- Daniel Gafford scored 21 points - going 9-of-10 at the free throw line - in 22 minutes to lead Arkansas to a 78-60 victory over UT Arlington as the Razorbacks "won" the Hardwood Showcase as the only team with a 4-0 mark in the event.
- Jalen Harris scored 14, making 8-of-11 from the free throw line, as the Razorbacks were 34-of-46 from the charity stripe for the game.
- The Razorbacks' success from the line off-set a poor performance from the field. Arkansas only made 38.2 percent of its shots (21-of-55) while going just 2-for-16 from 3-point range. Arkansas also used a strong defensive effort to secure the win, holding the Mavericks to just 32.7 percent shooting from the field. UTA also committed 19 turnovers with just seven assists.
- Gafford picked up his fourth foul midway through the second half and did not play the final 9:26 of the contest.
- UTA was led by Erdic Dennis (19 points) and Brian Warren (15 points).

Runs and 2nd Half Shutouts

- Arkansas has used a run in the first half and started the second half with impressive defensive stands to pull away and seal wins.
- Versus Mississippi Valley State, Arkansas went on a 28-0 run (scoreless for 7:25) and held the Delta Devils scoreless for the first 2:57 of the second half.
- Versus North Texas, Arkansas broke 19-19 tied in the first half with a 10-0 run and held the Mean Green scoreless the first 4:55 of the second half.

Recapping UNT

- For the second year in a row, Arkansas hosted North Texas for game two of the season. Both Razorback wins were courtesy of strong defensive efforts.
- UNT was last year's C-USA champion and was picked second this year. They returned C-USA Overall Athlete and MBB Player of the Year Javion Hamlet.
- Last year, UNT ranked 10th in the NCAA in FG% (.783) and 14th in the NCAA in 3PT% percentage (.379).
- This year, Arkansas held the Mean Green to just 36.2% FG and 15.4% (2-of-13) 3PT-FG, while Hamlet was held to just 1-of-4 FG (0-0 3PT).
- In Musselman's two games versus North Texas, Arkansas' defense has risen to the occasion, producing some of the lowest offense by an opponent over the span.

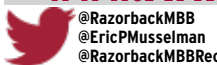
LAST YEAR

43 pts - T-Lowest by Muss team at ARK
2 3's made - T-lowest by Muss team at Ark
11.8 3PT% - 2nd lowest by Muss team at Ark
12 FT Att - 3rd lowest by Muss team at ARK

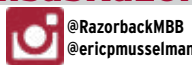
THIS YEAR

59 pts - T-6th lowest
2 3's made - T-lowest by Muss team at Ark
15.4 PT% - 4th lowest by Muss team at Ark
13 FT Att - 4th lowest by Muss team at Ark

www.ArkansasRazorbacks.com



@RazorbackMBB
@EricMusselman
@RazorbackMBBRec



@RazorbackMBB
@ericmusselman



/RazorbackMBB

Arkansas SID: Mike Cawood • tmcawood@uark.edu • 479-236-2090

2020-21 STAT COMPARISON

105.5	Scoring Off.	73.0
58.0	Scoring Def.	74.0
+47.5	Scoring Margin	-1.0
.504	FG%	.390
.338	FG% Def.	.425
.419	3PT%	.290
13.0	3PT Made/Gm	6.7
.285	3PT% Def.	.342
.729	FT%	.623
+14.5	Reb. Margin	-5.0
18.0	Assists/Gm	12.0
1.57	A/TO Ratio	1.33
+7.0	TO Margin	+6.7
6.0	Blocks/Gm	2.7
10.0	Steals/Gm	10.3
13.0	Fouls/Gm	17.3



PRESEASON
ALL-SEC
2ND TEAM /
TEAM'S LEADING
SCORER 16.5
PPG



TEAM LEADER:
12.0 REB/GM
73.3 FG%
4.5 BLKS/GM



MUSSELMAN
PLAYERS IN
THE NBA
CALEB MARTIN
CODY MARTIN
JALEN HARRIS
ISAIAH JOE
MASON JONES

ARKANSAS BASKETBALL

1994
NATIONAL
CHAMPION

3 NAISMITH HALL
OF FAMERS

31 ALL-AMERICANS

1995
NATIONAL
RUNNER-UP

6 FINAL FOURS

33 NCAA BERTHS

10 ELITE EIGHTS

39 NBA DRAFT PICKS

TV/RADIO ROSTER



0 • Justin SMITH
M.S. - Operations Management



1 • JD NOTAE
Recreation and Sport Management



2 • Vance JACKSON Jr.
M.Ed. - Adult & Lifelong Learning



3 • Desi SILLS
Recreation and Sport Management



4 • Davonte "Devo" DAVIS
Recreation and Sport Management



5 • Moses MOODY
Undecided



10 • Jaylin WILLIAMS
Recreation and Sport Management



11 • Jalen TATE
M.Ed. - Adult & Lifelong Learning



12 • Khalen "KK" ROBINSON
Recreation and Sport Management



13 • Emeka OBUKWELU
Biology/Pre-Med



14 • Brandon KIMBLE
M.S. - Operations Management



22 • Abayomi "Baybe" IYIOLA
Business Accounting



23 • Connor VANOVER
Communications



24 • Ethan HENDERSON
Recreation and Sport Management



33 • Bryson MOREHEAD
Engineering



ERIC MUSSELMAN
Head Coach



David PATRICK
Associate Head Coach



Clay MOSER
Assistant Coach



Corey WILLIAMS
Assistant Coach



Anthony RUTA
Dir-Operations



Earl BOYKINS
Dir.-S/A Develop.



Hays MYERS
Special Asst. to HC



Michael MUSSELMAN
Dir.-Recruiting



Patrick ACKERMAN
Recruiting Coord.



Riley HALL
Video Coord.

NUMERICAL ROSTER

No.	Name	Pos.	Yr.	Ht.	Wt.	Hometown	Previous School
0	Justin Smith	F	Gr.Sr.	6-7	230	Buffalo Grove, Ill.	Indiana
1	JD Notae	G	R-Jr.	6-1	195	Covington, Ga.	Jacksonville
2	Vance Jackson Jr.	F	Gr.Sr.	6-9	238	Pasadena, Calif.	New Mexico
3	Desi Sills	G	Jr.	6-2	200	Jonesboro, Ark.	Jonesboro HS
4	Davonte "Devo" Davis	G	Fr.	6-3	180	Jacksonville, Ark.	Jacksonville HS
5	Moses Moody	G	Fr.	6-6	205	Little Rock, Ark.	Montverde Acad.
10	Jaylin Williams	F	Fr.	6-10	245	Fort Smith, Ark.	Northside HS
11	Jalen Tate	G	Gr.Sr.	6-6	175	Pickerington, Ohio	Northern Ky.
12	Khalen "KK" Robinson	G	Fr.	6-0	175	Little Rock, Ark.	Oak Hill Acad.
13	Emeka Obukwelu	F	Sr.	6-8	235	Plano, Texas	UT Tyler
14	Brandon Kimble	F	Gr.Sr.	6-7	180	Indianola, Miss.	Miss. Valley St.
22	Abayomi "Baybe" Iyiola	F	R-Jr.	6-9	230	Atlanta, Ga.	Stetson
23	Connor Vanover	F	R-So.	7-3	247	Little Rock, Ark.	California
24	Ethan Henderson	F	Jr.	6-8	210	Little Rock, Ark.	Parkview HS
33	Bryson Morehead	F	Fr.	6-8	160	Katy, Texas	Obra D. Tompkins HS

COACHES/STAFF

Head Coach: Eric Musselman (San Diego, 1987)
 Associate Head Coach: David Patrick (UL Lafayette, 2000)
 Assistant Coach: Clay Moser (Wisconsin-La Crosse, 1987)
 Assistant Coach: Corey Williams (Oklahoma State, 2002)
 Director of Operations: Anthony Ruta (Arizona State, 2012)
 Special Assistant to Head Coach: Hays Myers (LSU, 2016)
 Director of Student-Athlete Development: Earl Boykins (Eastern Michigan, 1998)
 Video Coordinator: Riley Hall (Arkansas, 2016)
 Director of Recruiting: Michael Musselman (San Diego, 2018)
 Recruiting Coordinator: Patrick Ackerman (Detroit Mercy, 2016)
 Head Athletic Trainer: Mark O'Neal (Arkansas, 1989)
 Head Strength Coach: Dave Richardson (Louisiana-Monroe, 1989)
 Graduate Assistants:
 Tyson Batiste (Central Connecticut State, 2019) • Jeremiah Bonsu (Dayton, 2017) • Caleb Cline (South Dakota, 2020) • Alex Dellest (Arkansas, 2018) • Colin Donnelly (Michigan State, 2019) • Raheem Martin (Greensboro College, 2016) • Elijah Roth (Arizona, 2020)
 Student Assistant: Khalil Garland

PRONUNCIATION

#1 JD Notae..... No-Tay
 #3 Desi Sills..... DEZ-ee
 #12 Khalen Robinson Kay-lin
 #13 Emeka Obukwelu Eh-MEH-kuh Oh-Boo-Quay-Lu
 #22 Abayomi Iyiola ah-Bah-YUM-ee EE-EE-oh-la
 ^ goes by "Baybe" Bay-Bey
 Anthony Ruta..... ROO-tuh

ROSTER BY STATE

ARKANSAS (7)
 Davonte Davis Jacksonville
 Ethan Henderson Little Rock
 Moses Moody Little Rock
 Khalen Robinson Little Rock
 Desi Sills Jonesboro
 Connor Vanover Little Rock
 Jaylin Williams Fort Smith

CALIFORNIA (1)
 Vance Jackson Jr. Pasadena

GEORGIA (2)
 Abayomi Iyiola Atlanta
 JD Notae Covington

ILLINOIS (1)
 Justin Smith Buffalo Grove

MISSISSIPPI (1)
 Brandon Kimble Indianola

TEXAS (2)
 Emeka Obukwelu Plano
 Bryson Morehead Katy

OHIO (1)
 Jalen Tate Pickerington

ROSTER BY CLASS

GRADUATE SENIOR (4)
 Vance Jackson Jr.
 Brandon Kimble
 Justin Smith
 Jalen Tate

SENIOR (1)
 Emeka Obukwelu

JUNIOR (4)
 Abayomi Iyiola (Redshirt)
 Ethan Henderson
 JD Notae (Redshirt)
 Desi Sills

SOPHOMORE (1)
 Connor Vanover (Redshirt)

FRESHMAN (5)
 Davonte Davis
 Moses Moody
 Bryson Morehead
 Khalen Robinson
 Jaylin Williams

ABOUT ARKANSAS

Location.....	Fayetteville, Ark.
Enrollment.....	27,559
Founded.....	1871
Colors.....	Cardinal (PMS 201) and White
Nickname.....	Razorbacks
Conference.....	Southeastern (SEC)
System Pres.....	Dr. Donald R. Bobbitt (Arkansas, 1980)
Chancellor.....	Dr. Joseph E. Steinmetz (C. Michigan, 1977)
Vice Chancellor / AD.....	Hunter Yurachek (Guilford, 1990)
Faculty Representative.....	Gerald Jordan (Arkansas, 1970)
Arena (Capacity).....	Bud Walton Arena (19,200)

HISTORY

First Year of Basketball.....	1923-24
Seasons.....	98th
Overall Conference Championships.....	24 (2 SEC, 22 SWC)
NCAA Tournament Record / App.....	42-32 (.568) / 33
NIT Record / App.....	6-5 / 4
SEC Tournament Record.....	28-27

MUSSELMAN COACHING HISTORY

COLLEGIATE	6th Season	132-46	(7-4 Postseason)
Nevada	4 years	110-34	7-4 Postseason
Arkansas	2nd year	22-12	--
PROFESSIONAL	14 Seasons	503-291	(50-39 Postseason*)
CBA	7 years	270-122	(39-34 Postseason*)
Rapid City	5 years	191-89	(27-25 Postseason*)
Florida	2 years	79-33	(12-9 Postseason*)
USBL	2 years	53-3	(4-0 Postseason*)
Florida	2 years	53-3	(4-0 Postseason*)
NBA	3 years	108-138	--
Golden State	2 years	75-89	--
Sacramento	1 year	33-49	--
D-League	2 years	72-28	(7-5 Postseason*)
Reno	1 year	34-16	(2-3 Postseason*)
Los Angeles	1 year	28-12	(5-2 Postseason*)
INTERNATIONAL	3 Years	24-14	--
Dominican	1 year	5-1	--
Venezuelan	2 years	19-13	--

-- Note, professional basketball does not include playoff results in W-L record
 ^ - Musselman's pro record including playoffs is 553-330

Recapping the Opener

- Eight Razorbacks scored double-figures including a game-high 23 from Connor Vanover. It was the third time eight Razorbacks scored in double figures in the same game.
- Arkansas went a 28-0 run in the first half (**holding MVSU scoreless for 7:25**) and started the second half with a 14-0 run over the first 2:56.
- Arkansas out-rebounded MVSU, 58-33. The 58 rebounds is the most by a Musselman college-coached team and the most by the Razorbacks since grabbing 55 versus Utah State on Jan. 3, 2015.
- Arkansas only committed 12 fouls and MVSU was just 3-of-6 from the free throw line. That was the fewest makes and attempts by an opponent since Oral Roberts went 3-of-7 at the line in Dec. 19, 2017.

THE WIN WAS THE SECOND-BEST NIGHT FOR SCORING IN ARKANSAS HISTORY.

- The 142 points were the second-most points ever scored by the Razorbacks while the 82 second-half points were also the second-most scored by the Hogs in a half. (Both records for most points overall and in a half came versus U.S. International in a 166-101 victory on 12/9/89. Arkansas scored 88 second-half points in that win.)
- The 80-point win is the second-largest margin of victory in school history. (The record is 82 points in a 128-46 win over Bethune-Cookman on Dec. 4, 1991.)
- Arkansas drained 20-of-40 from 3-point range and was one triple shy of the school record of 21. (School record was set versus Troy by making 21-of-37 on Dec. 10, 1996.)
- The 142 points is the most scored by a Musselman coached team in college. It was also the most field goals made by a Musselman college-coached team (48) as well as the field goals attempted (86), most 3-pointers made (20), 3-pointers attempted (40), third-most rebounds (58) and third-most assists (26).

#5 Recruiting Class; 3 Top Grad Transfers

- Arkansas' 2020 recruiting class was a consensus top 10 haul. The group included four, four-stars and all are Arkansas natives.
- The ranking did not include three of the top 20 graduate transfers and two players among the nation's top 50 sit-out transfers.

THE FOLLOWING IS A BREAKDOWN:

• 2020 RECRUITING CLASS

	- 5th ESPN	8th 247Sports	11th Rivals
• Recruits	ESPN	247 Comp	247 Rivals
Moses Moody	★★★★ 45th	45th	40th 56th
POSITION	10th SG	9th SG	8th SG 12th SF
KK Robinson	★★★★ 82nd	61st	39th 65th
POSITION	19th PG	11th PG	8th PG 14th PG
Devo Davis	★★★★ 89th	113th	153rd 129th
POSITION	19th SG	15th CG	20th SG 27th SG
Jaylin Williams	★★★★ 94th	80th	93rd 59th
POSITION	15th C	15th C	13th C 10th C



NATION'S #5 RECRUITING CLASS
 Moses Moody • KK Robinson • Jaylin Williams • Devo Davis

• GRADUATE TRANSFERS

Jalen Tate	#5 (NBC Sports)	#8 (247Sports)	#10 (CBS AND Stadium)	#15 (ESPN)
Vance Jackson Jr.	#8 (CBS)	#18 (Stadium)	#32 (ESPN)	
Justin Smith	#11 (Stadium)	#22 (ESPN)		

• SIT-OUT TRANSFERS

JD Notae	#29 (ESPN)
Connor Vanover	#44 (ESPN)

MISCELLANEOUS MEASURABLES

(AS OF JUNE 2020)

NAME	WINGSPAN	REACH	MAX VERT
Devo Davis	6'7.5"	8' 5"	34"
Ethan Henderson	6' 11.5"	8' 8"	44"
Abayomi Iyiola	6' 11.5"	8' 10.5"	28.5"
Vance Jackson	6' 11"	8' 9"	29.5"
Moses Moody	7' 1"	8' 8.5"	30"
JD Notae	6' 6"	8' 2"	39"
KK Robinson	6' 6"	8' 0"	37"
Desi Sills	6-6.5"	8' 1.5"	37.5"
Justin Smith	6' 8.5"	8' 6"	44"
Jalen Tate	6' 6"	8' 6.5"	35"
Connor Vanover	7' 5"	9' 8"	25.5"
Jaylin Williams	7' 1.5"	8' 11"	32"


Jackson Reaches 1,000 and 500; Three Others Nearing 1K in Pts

- Although Arkansas' roster has a lot of new faces, the roster brings a lot of experience to the 2020-21 seasons.
- Vance Jackson Jr., drained four 3-pointers during a 28-0 run in the first half of the season opener. With is fourth triple, Jackson eclipsed the 1,000-point plateau. He finished with 15 points versus Mississippi Valley and now has 1,005 career points.
- Jackson pulled down seven rebounds, pushing over 500 for his career (now 501).
- **Jalen Tate is nearing three milestones.**
 ^ 36 points shy of 1,000 for his career
 ^ 49 rebounds shy of 400 for his career
 ^ 9 assists shy of 300 for his career

PLAYER	CAREER PTS	TO REACH
VANCE JACKSON JR	1,005	Scored 1,000th career pt vs MVSU – now 1,005
JALEN TATE	964	36 points to 1K
JD NOTAE	958	42 pts to 1K
JUSTIN SMITH	852	148 pts to 1K



• 36 PTS FOR 1,000
• 49 REBS FOR 400
• 9 ASSISTS FOR 300



NEEDS 42 POINTS TO REACH 1,000

16 and 6

- Connor Vanover had to sit-out last year due to NCAA transfer rules. However, he has showed no signs of rust in his first two games in a Razorback jersey.

GAME 1

- Vanover led all scorers with 23 points – one shy of his career high – and he tied a then career-high with eight rebounds. He made 4-of-5 from 3-point range and added three blocked shots.
- The 23 points tied for the third-best production by a Razorback in his debut since in 1980.

GAME 2

- Only scored six points, but grabbed a career-high 16 rebounds and tied a career-high with six blocked shots.
- Only Razorback on record to have at as many as 16 rebounds and six blocked shots in a game.
- **First player in the SEC to have 16 rebounds and 6 blocks since Kentucky's Anthony Davis** did so in the 2012 national championship game. Ironically, Davis also only scored six points in that game.

2020-21 MISCELLANEOUS STATS

DOUBLE-FIGURE SCORING GAMES

Player	16-17	17-18	18-19	19-20	20-21	Career
Henderson	NA	NA	-	1	--	1
Iyiola	NA	18	15	NA	--	33
Jackson	14	NA	23	14	1	52
Moody	NA	NA	NA	NA	2	2
Notae	NA	23	24	NA	2	49
Robinson	NA	NA	NA	NA	1	1
Sills	NA	NA	5	17	2	24
Smith	NA	8	13	14	2	37
Tate	2*	3	25	16	1	47
Vanover	NA	NA	9	NA	1	10
Williams	NA	NA	NA	NA	--	--

20+ POINT SCORING GAMES

Player	16-17	17-18	18-19	19-20	20-21	Career
Iyiola	NA	1	2	NA	--	3
Jackson	0	NA	4	4	--	8
Notae	NA	7	8	NA	--	15
Sills	NA	NA	0	3	--	3
Smith	NA	1	1	2	--	4
Tate	0*	0	2	4	--	6
Vanover	NA	NA	1	NA	1	2

30+/40+ POINT SCORING GAMES

Player	16-17	17-18	18-19	19-20	20-21	Career
Jackson	0/0	NA	1/0	0/0	--	1/0
Notae	NA	1/0	0/1	NA	--	1/1
Tate	0*	0	1/0	1/0	--	2/0

3+ THREE-POINTERS IN A GAME

Player	16-17	17-18	18-19	19-20	20-21	Career
Jackson	6	NA	10	9	1	26
Notae	NA	7	11	NA	--	18
Robinson	NA	NA	NA	NA	1	1
Sills	NA	NA	4	7	--	11
Smith	NA	0	1	0	--	1
Tate	0*	0	1	0	--	1
Vanover	NA	NA	1	NA	1	2

5+ THREE-POINTERS IN A GAME

Player	16-17	17-18	18-19	19-20	20-21	Career
Notae	NA	2	4	NA	--	6
Jackson	1	NA	0	2	--	3
Sills	NA	NA	0	1	--	1
Vanover	NA	NA	1	NA	--	1

DOUBLE FIGURE REBOUNDING GAMES

Player	16-17	17-18	18-19	19-20	20-21	Career
Iyiola	NA	4	10	NA	--	14
Jackson	0	NA	5	3	--	8
Notae	NA	2	3	NA	--	5
Smith	NA	1	2	1	--	4
Tate	0*	0	1	1	--	2
Vanover	NA	NA	0	NA	1	1
Williams	NA	NA	NA	NA	1	1

DOUBLE FIGURE ASSISTS GAMES

Player	16-17	17-18	18-19	19-20	20-21	Career
Notae	NA	0	1	NA	--	1
Tate	0*	0	1	0	--	1

DOUBLE-DOUBLES

Player	16-17	17-18	18-19	19-20	20-21	Career
Iyiola	NA	4	8	NA	--	12
Jackson	0	NA	5	3	--	8
Notae	NA	2	3	NA	--	5
Smith	NA	1	2	1	--	4
Tate	0*	0	1	1	--	2

TRIPLE-DOUBLES

Player	16-17	17-18	18-19	19-20	20-21	Career
Notae	NA	0	1	NA	--	1

5+ ASSIST GAMES

Player	16-17	17-18	18-19	19-20	20-21	Career
Jackson	1	NA	5	0	--	6
Notae	NA	2	9	NA	1	12
Sills	NA	NA	4	--	--	4
Tate	0*	4	11	7	1	22

3+ STEALS IN A GAME

Player	16-17	17-18	18-19	19-20	20-21	Career
Iyiola	NA	0	2	NA	--	2
Moody	NA	NA	NA	NA	2	2
Notae	NA	11	8	NA	--	19
Sills	NA	NA	1	1	1	3
Smith	NA	0	1	5	2	8
Tate	0*	6	1	4	--	11

3+ BLOCKS IN A GAME

Player	16-17	17-18	18-19	19-20	20-21	Career
Iyiola	NA	2	5	NA	--	7
Notae	NA	1	2	NA	--	3
Smith	NA	0	2	0	--	2
Tate	0*	2	1	0	--	3
Vanover	NA	NA	5	NA	2	7



EQUALITY

- A group of Razorback student-athlete leaders launched an initiative in September to foster and work toward equality for all members of the Razorback family. The program and its mission were developed out of ongoing discussions by various student-athletes on a number of important topics impacting society.
- **The initiative is committed to helping ensure that every individual, regardless of race, gender, religious beliefs or sexual orientation has an equal opportunity to make the most of their lives and talents.**
- As part of the initiative, student-athletes on Razorback teams will wear an Equality patch on their uniforms and the word Equality will be included on numerous competition fields. In addition, public service announcements on the importance of equality will play at Razorback sporting events.
- The initiative was brought forward by the Razorback Athletics African-American Student-Athlete Leadership Council – **including freshman guard MOSES MOODY** – as part of continuing diversity and inclusion efforts as part of the department's **Hogs UNITED** program.

Sills Named Preseason All-SEC

- The Southeastern Conference unveiled its 17th annual men's basketball coaches preseason All-SEC team Thursday with Arkansas junior guard Desi Sills being named to the second team.
- The coaches' preseason All-SEC first and second teams consist of a minimum of eight players on each squad, voted on by the SEC basketball coaches. No ties were broken and no predicted order of finish was made.
- The Jonesboro product is one of three Razorbacks to play all 66 Arkansas games over the last two seasons (along with former Hogs Adrio Bailey and Jalen Harris). Sills showed great improvement from his freshman to his sophomore season as nearly all his numbers virtually doubled including his scoring (5.3 avg. to 10.6 avg.), his minutes (from 16.9 avg. to 31.2 avg.), 3-pointers made (29 to 47) and rebounds (1.3 avg. to 3.0 avg.).
- While Sills started 24 of 32 games last season, he came on strong over the final 14 games, six coming as a back-up to give much-needed firepower off the bench for the Razorbacks. He shot 32.9 percent from 3-pt for the season including a team-best 45.6 percent (31-of-68) from long range over the last 14 games. In coming off the bench the last six games, Sills poured in a then career-high 17 points in a win over Missouri, a career-high 21 points at Georgia and 20 points in the SEC tournament win versus Vanderbilt.

Sills Off to Hot Start

- Even though Desi Sills has not led the team in scoring in either of the first two games, he leads the team by averaging 16.5 points over the first two games. He also ranks second on the team with an impressive field goal percentage of 70.6 (12-of-17), including 3-of-6 from 3-point range.
 - In his first two years, Sills has started slow each season.
- | | | |
|------------------------|----------------------------|-----------------------------|
| AS A FRESHMAN: | 1st 26 GMS from 3-PT Range | LAST 8 GMS from 3-PT Range |
| | 11-35 (.314) | 18-28 (.643) |
| AS A SOPHOMORE: | 1st 18 GMS from 3-PT Range | LAST 14 GMS from 3-PT Range |
| | 16-75 (.213) | 31-67 (.456) |
- Last year, Sills was just 2-of-30 from 3-PT range over first seven games – he's already 3-of-6 in two games this year.

Take Note-tay

- Jd Notae came to Arkansas with a reputation as a scorer – and he built on that last season running the scout team.
- Notae pumped in a game-best 30 points in the Red-White scrimmage and he has scored double figures off the bench in both games – 16 versus Mississippi Valley State and 13 versus North Texas.
- However, Notae is second on the team in rebounds with 11 and leads the team in assists (10).
- Notae scored over 900 points in two seasons at Jacksonville with five double-doubles – including a triple-double.

Another Tough Non-Con

- Arkansas will once again play a challenging non-conference schedule
- | | | |
|---------------------|----------------------------|---|
| - North Texas | C-USA Preseason #2 | 2019-20 C-USA Regular-Season Champion |
| - Lipscomb | A-Sun Preseason #1 | 2019-20 A-Sun Regular-Season Champion |
| - Tulsa | AAC Preseason #6 | 2019-20 CAA Regular-Season Champion (picked #10 in preseason) |
| - Oral Roberts | Summit Preseason #2 | |
| - UT Arlington | Sun Belt Preseason #3 East | |
| - Abilene Christian | Southland Preseason #2 | 2019-20 Southland Regular-Season Runner-Up |

LAST YEAR...

- Arkansas was 1-of-4 SEC teams and 1-of-10 teams nationally who have played two or fewer games against teams ranked above 200 in the NET.
- **Arkansas' schedule was 40th on the NCAA Toughest Schedule Report** – as opponents' winning percentage was .589 (617-431).
- Here is a quick recap of Arkansas' 2019-20 non-conference season:
 - **The NCAA NET had Arkansas' non-conference Strength of Schedule at 12th - 2nd-best in the SEC (LSU is 8).**
 - **The NCAA NET had Arkansas' overall Strength of Schedule at 25th.**
 - **WarrenNolan.com had Arkansas' non-conference RPI as 4th and non-conference SOS is 11th.**

Baybe to Out

- Redshirt junior Abayomi (Baybe) Iyiola tore his right ACL in the summer (prior to team activities) and will be out until around the first part of January.
- Iyiola played his first two seasons at Stetson prior to transferring to Arkansas in the summer of 2019. He scored 656 points (10.4 ppg) and grabbed 434 rebounds (6.9 rpg) for his two-year career.

School-Record 11 New Scholarship Players

- Arkansas has rebuilt its roster for the 2020-21 season.
- Arkansas will have a school-record 11 new players on scholarship (four graduate transfers, three players on last year's roster that sat out and four freshmen) and 11 total.
- The previous record for most new players in one season was nine on scholarship, 10 total, in the 1995-96 season.

Nation's Most: 12 Total Newcomers

- Arkansas will feature 12 new players including:
 - 4 graduate transfers.
 - 3 sit-out transfers.
 - 5 freshman (4 scholarship and a walk-on).
- Arkansas is one of 10 schools in the country with double-digit newcomers on the 2020-21 roster.

Only 3 Lettermen Return; 2nd Fewest in NCAA

- Arkansas returns three lettermen from last year.
 - Desi Sills 32 gms / 340 pts / 997 min
 - Ethan Henderson 20 gms / 31 pts / 184 min
 - Emeka Obukwelu 6 gms / 0 pts / 6 min
- Only Kentucky – with two – returns fewer lettermen from last season. Georgia Tech, like Arkansas, returns three.

Joe and Jones Get NBA Calls

- Isaiah Joe and Mason Jones both got calls from NBA teams on Nov. 18.
- Joe was selected by the Philadelphia 76ers in the second round (49th overall pick) in the 2020 NBA Draft.
 - Joe is the 39th Razorback to be drafted in the NBA and the 20th within the first two rounds.
- Jones, named All-America honorable mention and SEC co-Player of the Year by the Associated Press this past season, signed a two-way contract as a free agent with the Houston Rockets.
 - Jones was also tabbed consensus first team All-SEC (including unanimous by the media), both USBWA and NABC All-District, and a finalist for the Jerry West Award, presented to the nation's top shooting guard.

Jones and Jones By the Numbers

- Other than obvious, losing its top two scorers with Mason Jones and Isaiah Joe declaring for the NBA Draft, Arkansas will be missing:
 - 1,122 points.....46.2% of scoring
 - add Jimmy Whitt Jr.'s 449 points and Arkansas is missing 64.8% of its scoring from 2019-20**
 - 162 3's Made.....66.7% of 3's made
 - 469 3's Att.....64.4% of 3's Att
 - 314 FT Made.....55.3% of FT made
 - 373 FT Att.....48.1% of FT Att
 - add Jimmy Whitt Jr. being 87-of-123 at the line in 2019-20 and Arkansas is missing 70.7% of its free throws made.**

Lost A lot, Gained A Lot

- With the departures of six prominent contributors Mason Jones, Isaiah Joe, Jimmy Whitt Jr., Adrio Bailey, Jalen Harris and Reggie Chaney, Arkansas is missing a lot but has plenty of experience on the 2020-21 squad.
- The following is a breakdown of what those six major contributors brought to last years team versus the Desi Sills plus Ethan Henderson from last year combined with incoming players' stats from last year for Jalen Tate, Justin Smith and Vance Jackson or last year played in the case of JD Notae, Connor Vanover and Baybe Iyiola.

"The 6" from 2019-20	"The 8" of 2020-21	The Diff
^ 2,026 of 2,426 pts – 83.5%	2,362	+336
^ 746 of 1,009 rebs – 73.9%	1,086	+340
^ 334 of 381 assists – 87.7%	315	-19
^ 216 of 253 steals – 85.4%	223	+7

Razorbacks Face Cowboys in SEC/Big 12 Challenge Game

- For the third time in seven seasons, Arkansas will face Oklahoma State in the annual SEC/Big 12 Challenge, the Southeastern Conference announced. The contest is set for Jan. 30, 2021, and will be played in Stillwater, Okla.
- The Razorbacks and Cowboys met in back-to-back years of the Challenge in 2017 and 2018. Oklahoma State won the first meeting, 99-71, in Stillwater and Arkansas won, 66-65, the following year in Bud Walton Arena.
- Overall, Oklahoma State owns a 37-15 advantage in the all-time series with the Razorbacks, including a 13-4 mark in Stillwater. Arkansas won the last meeting between the two schools, 66-65 in The Challenge, to snap a five game losing streak dating back to 1990.
- This will be the eighth year of the SEC/Big 12 Challenge and it will feature 10 games between two premier college basketball conferences.
- In 2020, the two conferences shared the Challenge title with both leagues earning five wins, including Arkansas' 78-67 victory over TCU. Over the last four years of the Challenge, both conferences have won 20 games.
- ESPN, ESPN2 and ESPNU will combine to televise the contests. Start times and network designations will be announced at a later date.

ARKANSAS IS PLAYING ITS SEVENTH CONSECUTIVE CHALLENGE AND IS 3-3 IN SUCH GAMES.

- 12/04/14	at #20 Iowa State	L	77	95
- 01/30/16	Texas Tech	(ot) W	75	68
- 01/28/17	at Oklahoma State	L	71	99
- 01/27/18	Oklahoma State	W	66	65
- 01/26/19	at #13 Texas Tech	L	64	67
- 01/25/20	TCU	W	78	67

2020-21 MISCELLANEOUS STATS

RECORD BREAKDOWN

At Home	2-0
On The Road	0-0
Neutral	0-0
White Uniforms	1-0
White '94 Throwback Uniforms	1-0
White "Hog" Uniforms	0-0
Cardinal Uniforms	0-0
Anthracite Uniforms	0-0

GENERAL

When Arkansas controls the tip	2-0
When opponent controls the tip	0-0
When Arkansas scores first	2-0
When opponent scores first	0-0

LEADS AND DEFICITS

Leading at the half	2-0
home: 2-0 road: 0-0 neutral 1-0	
Tied at the half	0-0
home: 0-0 road: 0-0 neutral 0-0	
Trailing at the half	0-0
home: 0-0 road: 0-0 neutral: 0-0	
Games decided by 5 points or fewer	0-0
Games decided by 10 points or fewer	0-0
With 5:00 left	Leading: 2-0 Trailing: 0-0 Tied: 0-0
With 2:00 left	Leading: 2-0 Trailing: 0-0 Tied: 0-0
Overtime games	0-0

OFFENSE

Scoring less than 70 points	1-0
Scoring 70-79 points	0-0
Scoring 80-89 points	0-0
Scoring 90-99 points	0-0
Scoring 100+ points	1-0
2 Players Or Less in Double Figures	0-0
3 Players in Double Figures	0-0
4 Players in Double Figures	1-0
5 Players in Double Figures	0-0
8 Players in Double Figures	1-0
1 Player Scores 20+ Points	1-0
2+ Players Score 20+ Points	0-0
When shooting 50 percent or higher	1-0
When shooting less than 50 percent	1-0

REBOUNDING/TURNOVERS

When out-rebounding opponent	2-0
When out-rebounded	0-0
When rebounds are even	0-0
When grabbing 10+ offensive reb	2-0
When forcing 15+ turnovers	2-0
When committing less than 15 turnovers	1-0

BY MONTH

In November	2-0
In December	0-0
In January	0-0
In February	0-0
In March	0-0

LED HIS TEAM IN SCORING

Player	16-17	17-18	18-19	19-20	20-21	Career
Iyiola	NA	3	7	NA	--	10
Jackson	2	NA	7	4	--	13
Notae	NA	15	16	NA	--	31
Tate	0	0	7	5	--	12
Sills	NA	NA	1	1	--	2
Smith	NA	1	1	3	1	6
Vanover	NA	NA	1	NA	1	2

LED HIS TEAM IN REBOUNDING

Player	16-17	17-18	18-19	19-20	20-21	Career
Henderson	NA	NA	0	2	--	2
Iyiola	NA	16	22	NA	--	38
Jackson	1	NA	13	7	--	2
Kimble	NA	NA	NA	8	--	8
Notae	NA	3	13	NA	--	16
Sills	NA	NA	0	2	--	2
Smith	NA	1	5	3	--	9
Tate	0	0	2	4	--	6
Vanover	NA	NA	3	NA	1	4
Williams	NA	NA	NA	NA	1	1

3-Ball Streak Continues

- On Feb. 9, 2019, Mason Jones made a 3-pointer at 18:43 of the first half at South Carolina to mark the 1,000th-straight game Arkansas made at least one triple.
- Arkansas fans were getting nervous the streak might end versus Texas Southern in 2019-20. The Razorbacks were 0-of-13 from distance in the first half. However, Isaiah Joe opened the second half with a triple and would make six in the period en route to 29 second-half points - 33 total.
- Arkansas ranks fourth on the NCAA active list of teams that have made at least one 3-pointer.
 1. UNLV 1,104 consecutive games (thru 11/30)
 2. Duke 1,091 consecutive games (thru 11/28)
 - 3. ARKANSAS 1,045 CONSECUTIVE GAMES**
 4. Western Kentucky 1,043 consecutive games (thru 11/27)
- UNLV and Princeton (959 straight games) have made a 3-pointer in every game since the NCAA adopted the rule in 1986-87. Kentucky and Vanderbilt are the only other teams to make a 3-pointer in over 1,000 straight games.
 - ^ The Wildcats' streak ended March 2018 at 1,047 games (0-for-6 vs. Davidson in NCAA first round).
 - ^ The Commodores' streak ended Jan. 15, 2020 at 1,080 games (0-for-25 vs. Tennessee).
- **The last game Arkansas did not make a 3-pointer was when the Razorbacks went 0-for-2 at Texas on Jan. 07, 1989.**

REMINDER OF LAST SEASON

**HOGS #1 IN NCAA DEFENDING 3;
Other Stats Among NCAA/SEC Leaders**

- The Razorbacks held opponents to shooting 29 percent or worse from 3-point range 20 times last season. In SEC play, Arkansas held Texas A&M to 28.6% (1/4), LSU to 26.7% (1/8), Ole Miss to 23.1%, Vandy to 25%, Alabama to 25.8%, Auburn to 25.8%, Missouri to 18.3% (2/8), Missouri to 19.0% (2/22), Tennessee to 23.5% (2/26) and Vandy to 25% (3/11).
 - ^ **27.2% 3-point defense: Led NCAA / Led SEC**
- Arkansas only committed 11.5 turnovers/gm in 2019-20 and just 10.1 in SEC play – **both were the fewest in SEC** – while forcing a league-best 16.0 turnovers/gm.
 - + Overall, Arkansas committed single-digit turnovers 10 times: 8 vs South Dakota, 8 vs Tulsa, 9 versus Texas A&M, 7 at LSU, 7 vs Vandy, 7 at Mississippi State, 8 vs Mizzou, 7 vs Tennessee, 6 at Georgia and 5 vs LSU.
 - + Opponents had five steals or less 21 times, including zero versus Vanderbilt (1/15).
 - ^ **+4.5 turnover margin: 9th in NCAA / 1st in SEC**
- Arkansas had an **SEC-best** 253 steals last season and 128 in SEC games – trailing South Carolina for the lead. Arkansas has double-digit steals eight times this year – 14 vs Rice, 13 vs Texas Southern, 11 vs North Texas, 11 vs Montana, 15 at Georgia Tech, 12 vs Tulsa, 11 at Alabama and 14 vs Auburn.
 - ^ **253 total steals: 34th in NCAA / 1st in SEC**
 - ^ **7.9 steals per game: 38th in NCAA / 1st in SEC**
- The Razorbacks forced at least 15 turnovers on 20 occasions last season, including a season-high 27 in the season opener versus Rice. TCU had 19. Auburn had 18 turnovers; Texas A&M (2x), Alabama and Missouri had 17 turnovers; Ole Miss, Vanderbilt, Kentucky, South Carolina and Miss State (2/15) each had 16 and Florida into 15.
 - ^ **16.0 turnovers forced: 28th in NCAA / 1st in SEC**
- Prior to having 16 turnovers in the regular-season finale at Texas A&M, Arkansas only committed 26 turnovers in its previous four games (8 vs Mizzou, 7 vs Tennessee, 6 at Georgia and 5 vs LSU). The Hogs committed just 10 turnovers at Alabama and versus Auburn. Overall, the Hogs committed 10 or less turnovers 15 times in 22019-20.
 - ^ **11.5 turnovers committed: 47th in NCAA / 1st in SEC**
 - ^ **369 turnovers: 59th-fewest in NCAA / 1st in SEC**



FUTURE HOGS

KAMANI JOHNSON

6-7, 215, forward
Brooklyn, N.Y. / Arkansas-Little Rock

- **Scheduled to join the program in mid-December, will be eligible to practice immediately and will become game eligible for the 2021-22 season.**
- A third team All-Sun Belt pick in 2020 as he more than doubled his point output - going from 5.1 ppg as a freshman to 11.0 ppg as a sophomore - and his rebounding improved from 4.8 per game to 6.7 per game, respectively. Also, his assists total went from 37 to 68 from his first year to his second while his free throw percentage improved from 50.8% to 72.7%.
- Led the Sun Belt and ranked 26th nationally in free throw attempts in 2019-20 and ranked 49th in the NCAA in free throws made (144). Overall, he played in 58 games with 43 starts in two seasons with the Trojans, scoring 479 points, grabbing 337 rebounds and dishing out 105 assists.
- **As a Sophomore at UALR:** Named hird team All-Sun Belt selection ... Two-time Sun Belt Conference Player of the Week (Jan. 6 and Feb. 4) ... Played in all 31 games with 28 starts for the Trojans, averaging 11.0 points, 6.7 rebounds and 2.2 assists per game ... Tied for fifth in the Sun Belt in rebounds per game and was second in offensive rebounds per game (3.0) ... His 144 free throws made ranked sixth in program history for a single season ... In the NCAA, ranked 26th in free throw attempts with a Sun Belt-best 198 and ranked 49th in free throws made (144) ... Had five double-doubles
- **As a Sophomore at UALR:** Played in 27 games with 15 starts as a true freshman ... Averaged 5.1 points and 4.8 rebounds in 19.2 minutes per game.
- **High School/Personal:** Spent two years at Montverde Academy in Florida, leading the Cougars to a state championship ... Played his senior season at Holy Spirit Prep School in Atlanta, averaging 17 points, nine rebounds, three assists and 1.5 blocks ... He is the younger brother of former Kentucky center Dakari Johnsonn.

CHANCE MOORE

6-5, 195, G
Brookhaven, Ga. / McEachern HS

- ESPN 4 star 44 national / 9 small forward / 3 in Ga.
- 247 Sports Composite 4 star 85 national / 21 shooting guard / 5 in Ga.
- Participated in the Coach Wootten's Top 150 Showcase in October 2020 ... Transferred to McEachern mid-year as a junior and helped the squad reach the Georgia 7A semifinals ... Averaged 21.7 points and 5.8 rebounds.
- Came to McEachern from Holy Innocents Episcopal HS in Atlanta and Chamblee HS prior to that ... As a sophomore at Holy Innocents, named first team Class A Private All-State by HoopSeen.com and second team by the Atlanta Journal Constitution ... Was the Region 5-A North Player of the Year ... Tabbed the Class A Private Sophomore of the Year by HoopSeen.com ... Averaged 20.2 points and 7.0 rebounds.

AKOL MAWEIN

6-9, 205, F
Sydney, Australia / Southwest Christian (Ark.) Acad. / Navarro College

- Name is pronounced "ah-Cole ma-Ween."
- 247Sports rates him the best JuCo power forward in the nation and the fourth-best overall prospect in the country ... Ranked the fourth-best Juco recruit in the nation by jucorecruiting.com ... Averaged 13.5 points and 5.0 rebounds as a freshman at Navarro ... Made 21-of-64 3-pointers ... Tallied two double-doubles while scoring 20-plus points in six of his last 14 games including a season-high 31 points versus Paniola.
- Attended Southwest Christian Academy in Little Rock as a junior and senior ... Originally committed to play at UC Riverside under then head coach David Patrick, the current Arkansas associate head coach ... Also played for the Woodz Elite program on the Nike EYBL circuit ... Named to the 2019 USA TODAY ALL-USA Arkansas Boys Basketball second team (along with first team pick Davonte Davis).
- Born in Sudan before moving to Egypt and then to Australia ... Came to the United States to play high school basketball.

#PR HOGS

39 NBA Draft Selections	16 All-Star Game Appearances	14 All-Defensive Team Honors
--------------------------------	-------------------------------------	-------------------------------------

CURRENT HOGS IN THE NBA

- DANIEL GAFFORD**
 - 2nd Year in NBA
 - 2019 - 2nd RD/38th overall
- MASON JONES**
 - 1st Year in NBA
 - 2020 - Free Agent
 - Two-Way Contract

- PATRICK BEVERLEY**
 - 9th Year in NBA
 - 3x NBA All-Defensive Team
 - 2009 - 2nd RD/42nd overall
- ISAIAH JOE**
 - 1st Year in NBA
 - 2020 - 2nd RD/49th overall
- BOBBY PORTIS**
 - 6th Year in NBA
 - 2015 - 1st RD/22nd overall

12 First Round Draft Picks	7 All-NBA Selections	3 NBA Champions
-----------------------------------	-----------------------------	------------------------



BELGIUM	
• Jabril Durham	Belfius Mons-Hainaut
CANADA	
• Olu Famutimi	Guelph
• Marvell Waithe	Windsor Express
CHINA	
• Sonny Weems	Guangdong Southern
CZECH REPUBLIC	
• Delvon Johnson	Svitavy
EGYPT	
• Jaylen Barford	Al Ettehad
FRANCE	
• Dustin Thomas	BC Souffelweyersheim
GREECE	
• Dusty Hannahs	Kolossos HH
HUNGARY	
• Adrio Bailey	OSE Lions
ISRAEL	
• Coty Clarke	Bnei Hertzeliya
• Rashad Madden	Netanya
ITALY	
• Marshawn Powell	Trapani
• Charles Thomas	Scafati
LEBANON	
• Darian Townes	Al Riyadi
LUXEMBOURG	
• Michael Jones	Larochette B
MEXICO	
• B.J. Young	Libertadores de Queretaro
SPAIN	
• Moses Kingsley	Bilbao
TURKEY	
• Daryl Macon	Galatasaray



2020-21 SEC STANDINGS										
THROUGH MONDAY - NOV 30										
SEC	PCT.	HOME	AWAY	OVERALL	PCT.	HOME	ROAD	NEUTRAL	STRK	
ARKANSAS	-	-	-	2-0	1.000	2-0	0-0	0-0	W3	
GEORGIA	-	-	-	1-0	1.000	1-0	0-0	0-0	W2	
MISSOURI	-	-	-	1-0	1.000	1-0	0-0	0-0	W2	
TEXAS A&M	-	-	-	1-0	1.000	1-0	0-0	0-0	W3	
VANDERBILT	-	-	-	1-0	1.000	1-0	0-0	0-0	W1	
FLORIDA	-	-	-	-	-	-	-	-	L1	
OLE MISS	-	-	-	-	-	-	-	-	L2	
TENNESSEE	-	-	-	-	-	-	-	-	L1	
LSU	-	-	-	2-1	.667	1-0	0-1	1-0	W1	
ALABAMA	-	-	-	1-1	.500	1-0	0-0	0-1	L1	
KENTUCKY	-	-	-	1-1	.500	1-1	0-0	0-0	L1	
SOUTH CAROLINA	-	-	-	1-1	.500	0-0	0-0	1-1	W1	
AUBURN	-	-	-	1-2	.333	0-0	0-1	1-1	L2	
MISSISSIPPI STATE	-	-	-	1-2	.333	1-0	0-0	0-2	W2	

Wednesday, Dec 2	TV	Time (CT)
Tarleton St. at Texas A&M	SECN	6:00 pm
North Georgia at Georgia	SECN+	6:00 pm
UT-ARLINGTON AT ARKANSAS	SECN	8:00 PM
Missouri vs. #20 Oregon (at Omaha)	FS1	8:00 pm
Alabama vs. TBD	ESPN/2	TBD
Florida at Oklahoma	canceled	
#13 Tennessee vs. #1 Gonzaga	canceled	

Thursday, December 3, 2020	TV	Time
Vanderbilt vs. Southern Cal/BYU	canceled	

Friday, December 4, 2020	TV	Time
Jacksonville at Georgia	SECN	6:00 pm
North Texas at Mississippi St.	SECN+	7:00 pm
South Ala. at Auburn	SECN	8:00 pm
#13 Tennessee at Notre Dame	canceled	

Saturday, December 5, 2020	TV	Time
South Carolina at #10 Houston	ESPN+	7:00 pm
LIPSCOMB AT ARKANSAS	SECN+	5:00 PM
Memphis at Ole Miss	canceled	

AP (Nov. 30)		
1 Gonzaga (57)	2-0	1,569
2 Baylor (6)	2-0	1,513
3 Iowa	2-0	1,410
4 Wisconsin	2-0	1,287
5 Illinois	3-0	1,281
6 Duke	1-0	1,185
7 Kansas	1-1	1,169
8 Michigan State	2-0	1,028
9 Creighton	1-0	981
10 Houston	3-0	949
11 West Virginia	3-0	943
12 Villanova	2-1	939
13 TENNESSEE	0-0	878
14 North Carolina	1-0	591
15 Virginia	1-1	581
16 Virginia Tech	3-0	570
17 Texas	1-0	478
Texas Tech	2-1	478
19 Richmond	2-0	382
20 KENTUCKY	1-1	363
21 Oregon	0-0	338
22 Florida State	0-0	304
23 Ohio State	2-0	282
24 Rutgers	3-0	252
25 Arizona State	2-1	233

COACHES (PRESEASON)			
1 Baylor	0-0	764	
2 Gonzaga	0-0	762	
3 Villanova	0-0	755	
4 Virginia	0-0	666	
5 Kansas	0-0	612	
6 Iowa	0-0	587	
7 Wisconsin	0-0	579	
8 Duke	0-0	555	
9 KENTUCKY	0-0	541	
10 Illinois	0-0	523	
11 Creighton	0-0	458	
12 Michigan St	0-0	437	
13 Texas Tech	0-0	420	
14 TENNESSEE	0-0	383	
15 West Virginia	0-0	347	
16 North Carolina	0-0	266	
17 Arizona State	0-0	240	
18 Houston	0-0	203	
Florida State	0-0	203	
20 Oregon	0-0	193	
21 UCLA	0-0	145	
22 Texas	0-0	137	
23 Rutgers	0-0	104	
24 Ohio St.	0-0	102	
25 ALABAMA	0-0	62	

HOGS IN THE POLLS			
WEEK	AP	COACH	NET
Preseason	NR	ARV (45)	NA
Nov. 30	ARV (40)	NA	NA
Dec. 7			
Dec. 14			
Dec. 21			
Dec. 28			
Jan. 4			
Jan. 11			
Jan. 18			
Jan. 25			
Feb. 1			
Feb. 8			
Feb. 15			
Feb. 22			
Mar. 1			
Mar. 8			
FINAL			

THE LAST TIME ARKANSAS			
• Ranked on AP Poll Date			
Top 16-25:	#22	01/01/18	
Top 11-15:	#15	11/14/00	
Top 6-10:	#6	1995 Final Poll	
Top 2-5:	#5	03/07/95	
No. 1:	#1	'94-95 Preseason	
• Vs. Ranked Opp - Last Win			
Top 25: 98-#52 (LAST W: at #19 LSU 2019)			
#25:	3-4	Vanderbilt	1/31/12
#24:	1-3	Vanderbilt	2/23/00
#23:	3-7	vs Florida (SEC)	3/9/18
#22:	4-2	Kentucky (OT)	2/23/11
#21:	4-3	Texas A&M	2/17/18
#20:	10-5	Michigan	1/21/12
#19:	7-3	at LSU	2/2/19
#18:	5-7	at Ole Miss	1/31/10
#17:	2-3	at Kentucky	2/27/14
#16:	3-7	LSU	1/20/07
#15:	3-5	Mississippi State	1/7/12
#14:	4-7	Auburn	2/27/18
#13:	6-3	Kentucky (OT)	1/14/14
#12:	6-8	Alabama	1/27/07
#11:	5-8	Missouri	12/5/95
#10:	4-4	at Tennessee	2/25/06
#9:	3-4	Tennessee (OT)	12/30/17
#8:	3-4	Alabama	1/6/07
#7:	1-5	Texas	1/6/09
#6:	5-11	Kentucky	2/20/99
#5:	4-4	Texas A&M	1/27/16
#4:	5-12	Oklahoma	12/30/08
#3:	0-14	--	--
#2:	6-8	Florida	2/5/13
#1:	1-11	vs. UNC (at PB)	2/12/84

As Ranked by # - Last Time			
as Top 25: 395-114			
#25:	6-2	W, Iowa	11/30/14
#24:	6-0	W, at Ole Miss	2/14/15
#23:	5-1	W, at Vanderbilt	1/10/15
#22:	8-5	L, at Auburn	1/6/18
#21:	6-4	L, North Texas	12/5/00
#20:	17-5	W, at LSU	1/2/99
#19:	16-7	L, Ole Miss	1/17/15
#18:	18-8	L, LSU	3/7/15
#17:	14-6	L, #21 Iowa (NCAA)	3/13/99
#16:	13-6	L, #7 Kentucky (SEC)	3/7/98
#15:	16-3	L, Southern Miss	11/18/00
#14:	28-4	W, Vanderbilt	2/7/98
#13:	13-3	W, Centenary	12/18/97
#12:	19-8	L, at Alabama	2/28/98
#11:	20-6	W, South Carolina	2/15/92
#10:	12-3	W, Ole Miss	2/18/95
#9:	21-6	W, #5 Kentucky	1/29/95
#8:	8-9	W, Montevallo	2/25/95
#7:	18-2	W, Auburn	3/4/95
#6:	21-3	L, UCLA (NCAA)	4/3/95
#5:	13-8	L, #3 Kentucky (SEC)	3/12/95
#4:	13-2	W, at Missouri	12/3/94
#3:	30-5	W, Tennessee	1/7/95
#2:	38-4	W, Duke (NCAA)	4/4/94
#1:	16-4	W, #14 Georgetown	11/27/94

Last Time Beat Ranked Opp.			
	• HOME •	• ROAD •	
#25:	Vandy	1/31/12	-- (0-0)
#24:	Vandy	2/23/00	-- (0-0)
#23:	LSU	3/3/92	Texas 3/3/91
#22:	Kentucky	2/23/11	-- (0-1)
#21:	Texas A&M	2/17/18	S. Carolina 2/15/17
#20:	Michigan	1/21/12	Alabama 2/28/01
#19:	Auburn	3/5/00	LSU 2/2/19
#18:	Vandy	3/1/08	Ole Miss 1/31/10
#17:	Ole Miss	2/5/10	Kentucky 2/27/14
#16:	LSU	1/20/07	-- (0-4)
#15:	Miss State	1/7/12	-- (0-2)
#14:	Auburn	2/27/18	-- (0-3)
#13:	Kentucky	1/14/14	-- (0-1)
#12:	Texas	2/6/82	-- (0-5)
#11:	Missouri	1/23/95	Texas 2/1/79
#10:	Florida	2/18/06	Tennessee 2/25/06
#9:	Tennessee	12/30/17	Arizona 12/6/92
#8:	Alabama	1/6/07	Kentucky 1/25/92
#7:	Texas	1/6/09	-- (0-1)
#6:	Kentucky	2/20/99	-- (0-5)
#5:	Texas A&M	1/27/16	-- (0-1)
#4:	Oklahoma	12/30/08	Kentucky 2/9/94
#3:	--	(0-1)	-- (0-3)
#2:	Florida	2/5/13	-- (0-5)
#1:	--	(0-2)	-- (0-2)

RECEIVING VOTES: Michigan 90, San Diego State 86, Saint Louis 69, Louisville 55, **ALABAMA 52**, **FLORIDA 45**, Indiana 38, UCLA 14, Maryland 9, Providence 7, Stanford 7, Connecticut 6, Clemson 4, **LSU 3**, **ARKANSAS 2**, Loyola Chicago 1, TCU 1, Colorado 1, BYU 1

RECEIVING VOTES: Louisville 55; **FLORIDA 52**; Michigan 38; **LSU 27**; San Diego St. 23; Dayton 23; Richmond 21; Maryland 15; Indiana 14; Seton Hall 12; Memphis 12; UConn 11; Stanford 10; **OKLAHOMA STATE 9**; Northern Iowa 8; Brigham Young 8; Syracuse 4; Providence 4; Purdue 3; **ARKANSAS 2**; Western Kentucky 1; Stephen F. Austin 1; Saint Mary's 1; Loyola-Chicago 1; Georgia Tech 1.

Versus 2020-21 Opponents

NON-CONFERENCE

SCHOOL	GMS	SERIES RECORD	H	A	N	LAST MEETING
Abilene Christian		• FIRST MEETING •				
Central Arkansas	6	Arkansas Leads 6-0	3-0	3-0	0-0	H - W, 59-39 (02/01/17)
Lipscomb	1	Arkansas Leads, 1-0	1-0	0-0	0-0	H - W, 83-54 (12/20/04)
Miss Valley State	6	Arkansas Leads, 6-0	6-0	0-0	0-0	H - W, 142-62 (11/25/20)
North Texas	16	Arkansas Leads, 16-0	9-0	1-0	6-0	H - W, 69-54 (11/28/20)
Oklahoma State	52	Arkansas Trails, 15-37	10-9	4-13	1-15	H - W, 66-65 (12/07/18)
Oral Roberts	12	Arkansas Leads, 10-2	7-0	1-2	2-0	H - W, 104-69 (12/19/17)
Texas-Arlington	8	Arkansas Leads, 8-0	6-0	1-0	1-0	H - W, 78-60 (11/23/18)
Tulsa	61	Arkansas Leads, 37-24	25-8	9-15	3-1	H - W, 98-79 (12/14/19)

SOUTHEASTERN CONFERENCE

SCHOOL	GMS	SERIES RECORD	H	A	N	LAST MEETING
Alabama	63	Arkansas Leads, 35-28	19-6	8-20	8-2	A - W, 82-78 (02/01/20)
• SEC Only	53	Arkansas Leads, 28-25	19-6	8-18	1-1	
Auburn	54	Arkansas Leads, 34-20	21-5	12-14	1-1	H - L, 76-79 ot (02/04/20)
• SEC Only	53	Arkansas Leads, 34-19	21-5	12-14	1-0	
Florida	38	Arkansas Trails, 12-26	8-7	2-14	2-5	A - L, 59-73 (02/18/20)
• SEC Only	38	SAME	SAME	SAME	SAME	
Georgia	39	Arkansas Leads, 23-16	11-3	6-10	6-3	A - L, 89-99 (02/29/20)
• SEC Only	39	SAME	SAME	SAME	SAME	
Kentucky	44	Arkansas Trails, 11-33	7-8	3-15	1-10	H - L, 66-73 (01/18/20)
• SEC Only	39	Arkansas Trails, 11-28	7-8	3-13	1-8	
LSU	69	Arkansas Leads, 37-32	20-8	12-18	5-6	H - W, 99-90 (03/04/20)
• SEC Only	60	Arkansas Leads, 33-27	20-8	11-17	2-2	
Ole Miss	82	Arkansas Leads, 49-33	16-11	9-20	24-2	A - W, 76-72 (01/11/20)
• SEC Only	53	Series Tied, 27-27	16-10	9-18	1-0	
Mississippi State	64	Arkansas Leads, 33-31	21-8	7-22	5-1	H - L, 77-78 (02/15/20)
• SEC Only	55	Arkansas Leads, 28-27	20-7	6-20	2-0	
Missouri	53	Arkansas Leads, 28-25	17-9	10-16	1-0	H - W, 78-68 (02/22/20)
• SEC Only	16	Arkansas Leads, 9-7	7-1	2-6	0-0	
South Carolina	35	Arkansas Leads, 20-15	11-5	6-8	3-2	H - L, 77-79 (01/29/20)
• SEC Only	35	SAME	SAME	SAME	SAME	
Tennessee	43	Arkansas Trails, 21-22	11-4	4-13	6-5	H - W, 86-69 (02/26/20)
• SEC Only	39	Arkansas Trails, 18-21	11-4	4-13	3-4	
Texas A&M	160	Arkansas Leads, 103-57	58-15	38-38	7-4	A - L, 69-77 (03/07/20)
• SEC Only	14	Arkansas Leads 8-6	6-1	2-5	0-0	
Vanderbilt	40	Arkansas Leads, 28-12	16-3	7-8	5-1	N - W, 86-73 (03/11/20)
• SEC Only	38	Arkansas Leads 27-11	15-3	7-7	5-1	



ERIC MUSSELMAN LIVE RADIO SHOW

Once again, there will be 12 Arkansas basketball radio shows, all starting at 7 pm, at Sassy's BBQ and Grille in Fayetteville.

Monday, Nov. 23	Monday, Nov. 30
Sunday, Dec. 6	Monday, Dec. 14
Monday, Dec. 28	Monday, Jan. 4
Monday, Jan. 11	Monday, Jan. 18
Monday, Jan. 25	Monday, Jan. 31
Monday, Feb. 22	Sunday, Feb. 28



COURTSIDE WITH ERIC MUSSELMAN

There will be 10, 30-minute television shows featuring head coach Eric Musselman and co-host Chuck Barrett. Each show will air on Sunday, Please check local listings for times and channels in your area.

Sunday, Jan. 3	Sunday, Jan. 10
Sunday, Jan. 17	Sunday, Jan. 24
Sunday, Jan. 31	Sunday, Feb. 7
Sunday, Feb. 14	Sunday, Feb. 21
Sunday, Feb. 28	Sunday, Mar. 7

ARKANSAS IN THE 2020-21

(Through Games of Sunday - Nov. 29)



TEAM IN THE NCAA/SEC	NCAA	SEC	NO.
3-pt Field Goal Attempts (254 ranked)	45	2	62
Assist Turnover Ratio (254 ranked)	39	2	1.57
Assists Per Game (254 ranked)	45	3	18
Blocked Shots Per Game (245 ranked)	25	1	6
Defensive Rebounds per Game (254 ranked)	26	2	33
Fewest Fouls (254 ranked)	81	6	26
Fewest Turnovers (253 ranked)	95	7	23
Field-Goal Percentage (254 ranked)	58	4	50.4
Field-Goal Percentage Defense (254 ranked)	20	2	33.8
Free Throw Attempts (254 ranked)	35	1	59
Free Throws Made (254 ranked)	31	1	43
Free-Throw Percentage (254 ranked)	92	4	72.9
Offensive Rebounds Per Game (254 ranked)	20	2	16
Personal Fouls Per Game (254 ranked)	16	3	13
Rebound Margin (254 ranked)	26	2	14.5
Scoring Defense (254 ranked)	34	3	58
Scoring Margin (254 ranked)	7	1	47.5
Scoring Offense (254 ranked)	4	1	105.5
Steals Per Game (254 ranked)	28	3	10
Three Pt FG Defense (253 ranked)	94	6	28.8
Three-Point Field Goals Per Game (250 ranked)	6	1	13
Three-Point Field-Goal Percentage (254 ranked)	37	3	41.9
Total 3-point FGM (252 ranked)	18	1	26
Total Assists (254 ranked)	52	1	36
Total Blocks (236 ranked)	24	1	12
Total Rebounds (254 ranked)	54	1	98
Total Rebounds Per Game (254 ranked)	15	2	49
Total Steals (254 ranked)	34	1	20
Turnover Margin (243 ranked)	25	3	7
Turnovers Forced (254 ranked)	42	4	18.5
Turnovers Per Game (254 ranked)	60	3	11.5
Won-Lost Percentage (183 ranked)	1	1	100

RAZORBACKS IN THE NCAA/SEC

PLAYER	NCAA	SEC	NO.	
3-pt Field Goal Attempts (226 ranked)	JD Notae	147	4	13
Assist Turnover Ratio (247 ranked)	JD Notae	152	3	2.5
Assists Per Game (231 ranked)	Jalen Tate	240	11	1.6
	JD Notae	76	5	5
	Jalen Tate	146	7	4
Blocked Shots Per Game (160 ranked)	Connor Vanover	4	1	4.5
Defensive Rebounds per Game (237 ranked)	Connor Vanover	8	1	9.5
Field-Goal Percentage (234 ranked)	Connor Vanover	39	4	73.3
	Desi Sills	55	5	70.6
Free Throw Attempts (248 ranked)	Moses Moody	44	3	16
Free Throws Made (207 ranked)	Moses Moody	18	2	15
	JD Notae	207	8	7
Free-Throw Percentage (233 ranked)	Moses Moody	107	7	93.8
Offensive Rebounds Per Game (250 ranked)	Justin Smith	101	11	3
	Connor Vanover	189	17	2.5
	JD Notae	250	18	2
Points Per Game (219 ranked)	Desi Sills	200	12	16.5
Rebounds Per Game (201 ranked)	Connor Vanover	12	1	12
Steals Per Game (129 ranked)	Moses Moody	34	3	3
	Justin Smith	34	3	3
Three-Point Field Goals Per Game (194 ranked)	Vance Jackson	194	9	2
	JD Notae	194	9	2
	Connor Vanover	194	9	2
Total 3-point FGM (194 ranked)	Vance Jackson	194	4	4
	JD Notae	194	4	4
	Connor Vanover	194	4	4
Total Assists (203 ranked)	JD Notae	82	3	10
Total Blocks (166 ranked)	Connor Vanover	3	1	9
Total Field Goals Made (231 ranked)	Justin Smith	140	3	13
	Desi Sills	186	6	12
	Connor Vanover	231	7	11
Total Points (243 ranked)	Desi Sills	200	4	33
	Justin Smith	243	9	31
Total Rebounds (227 ranked)	Connor Vanover	23	1	24
Total Steals (246 ranked)	Moses Moody	27	1	6
	Justin Smith	27	1	6
	Desi Sills	134	6	4
Triple Doubles (0 ranked)				



ERIC MUSSELMAN

ARKANSAS HEAD COACH

132-46 • 6th year as collegiate head coach
503-291 • 14 seasons as professional head coach

COLLEGIATE HEAD COACHING RECORD

Year	Record	Conference	Postseason
2015-16	24-14	10-8 MW (T4th)	CBI Champion
2016-17	28-7	14-4 MW (1st) ^ *	NCAA 1st Round
2017-18	29-8	15-3 MW (1st) ^	NCAA Sweet 16
2018-19	29-5	15-3 MW (1st) ^	NCAA 1st Round
2019-20	20-12	7-11 SEC (T10th)	Canceled
2020-21	2-0	--	--
Totals	132-46	61-29	

^ - Regular season champion / * - Tournament champion

Eric Musselman was named Arkansas' 13th head men's basketball coach on April 7, 2019. He has over 30 years of coaching experience, including five as a collegiate head coach and 14 as a professional head coach.

In his five years as a collegiate head coach, Musselman has won at least 20 games each season (24, 28, 29, 29 and 20) to post a 130-46 record and .739 winning percentage - ninth-best among active Division I coaches. Prior to entering the collegiate head coaching ranks, Musselman was a head coach for seven professional teams, including two seasons with the Golden State Warriors (2002-04) and one with the Sacramento Kings (2006-07). He has won over 550 games as a professional head coach with a combined winning percentage of .626 (553-330).

Musselman is married to Danyelle Sargent Musselman who has worked at ESPN, Fox Sports and the NFL Network as a broadcaster. Musselman has two sons, Michael and Matthew, and the couple has a daughter, Mariah.

Musselman's father Bill was also an NBA head coach and they were the first father-son combination to become head coaches in the NBA.

MUSSELMAN'S CAREER AS HEAD COACH

NOTE: Professional basketball **DOES NOT** count postseason toward season W-L record nor to head coach W-L record

Year	Team	League	Record	Note for the Season	Reg. Season Div./Conf. Finish	Postseason
1989-90	Rapid City	CBA	42-14	MOST WINS IN CBA	1st National Conf.	Finals (8-8) *
1991-92	Rapid City	CBA	37-19	2nd-most wins in CBA	1st National Conf.	Finals (9-7) *
1992-93	Rapid City	CBA	44-12	MOST WINS IN CBA	1st National Conf.	Conf. Finals (5-3) *
1993-94	Rapid City	CBA	37-19	MOST WINS IN CBA	1st National Conf.	Conf. Finals (5-5) *
1994-95	Rapid City	CBA	31-25	6th-most wins in CBA	5th National Conf.	Conf. 1st Rd (0-2) *
1995-96	Florida	CBA	41-15	MOST WINS IN CBA	1st National Conf.	Conf. Finals (5-3) *
1996-97	Florida	CBA	38-18	2nd-most wins in CBA	1st American Conf.	Finals (7-6) *
1995	Florida	USBL	25-2	MOST WINS IN USBL	1st Overall	Champion (1-0) *
1996	Florida	USBL	28-1	MOST WINS IN USBL	1st Southern Div.	Champion (3-0) *
2002-03	Golden State	NBA	38-44	6th Pacific Division	11th Western Conf.	--
2003-04	Golden State	NBA	37-45	T4th Pacific Division	11th Western Conf.	--
2006-07	Sacramento	NBA	33-49	5th Pacific Division	11th Western Conf.	--
2010-11	Reno	D-League	34-16	2nd-most wins in NBADL	1st Western Conf.	Semifinals (2-3) *
2011-12	Los Angeles	D-League	38-12	MOST WINS IN NBADL	1st Western Conf.	Finals (5-2) *
2015-16	Nevada	NCAA	24-14	Led NCAA in FT Made	T4th Mountain West	CBI Champion (5-1)
2016-17	Nevada	NCAA	28-7	T16th for Most wins NCAA	1st Mountain West	NCAA 1st Rd (0-1)
2017-18	Nevada	NCAA	29-8	2nd in NCAA in A-TO ratio	1st Mountain West	NCAA Sweet 16 (2-1)
2018-19	Nevada	NCAA	29-5	7th in NCAA in W-L%	1st Mountain West	NCAA 1st Rd (0-1)
2019-20	Arkansas	NCAA	20-12	Led NCAA in 3PT% Def	T10th SEC	Canceled
2020-21	Arkansas	NCAA	2-0	--	--	--
2010	Dominican Team		5-1	Silver Medal Centrobasket Championship		
2011	Venezuelan Team		12-9	5th FIBA Americas Championship		
2012	Venezuelan Team		7-4	Silver Medal FIBA South American Championship		

MUSSELMAN VS. ALL OPPONENTS

Opponent	Overall	at Nevada	at Arkansas	Last Meeting
Air Force	7-0	7-0	0-0	03/05/19
Akron	1-0	1-0	0-0	12/22/18
Alabama	1-0	0-0	1-0	02/01/20
Arizona State	1-0	1-0	0-0	12/07/18
Arkansas-Little Rock	1-0	1-0	0-0	11/16/18
Alabama	0-1	0-0	0-1	02/04/20
Austin Peay	1-0	0-0	1-0	11/12/19
Boise State	7-2	7-2	0-0	02/02/19
Bradley	1-0	1-0	0-0	12/03/16
Buffalo	1-0	1-0	0-0	11/25/16
BYU	1-0	1-0	0-0	11/06/18
Cal State Fullerton	0-1	0-1	0-0	11/28/15
California Baptist	1-0	1-0	0-0	11/19/18
Cincinnati	1-0	1-0	0-0	03/18/18
Coastal Carolina	1-0	1-0	0-0	11/13/15
Colorado State	7-1	7-1	0-0	02/02/19
Davidson	1-0	1-0	0-0	11/21/17
Drake	1-0	1-0	0-0	12/12/15
Eastern Washington	1-0	1-0	0-0	03/21/16
Florida	0-2	0-1	0-1	02/18/20
Fresno Pacific	1-0	1-0	0-0	12/09/15
Fresno State	6-3	6-3	0-0	02/23/19
LSU	1-1	0-0	1-1	03/05/20
Georgia Tech	1-0	0-0	1-0	11/25/19
Grand Canyon	1-0	1-0	0-0	12/09/18
Hawai'i	1-1	1-1	0-0	11/24/17
Holy Names	1-0	1-0	0-0	11/30/15
Idaho	1-0	1-0	0-0	11/10/17
Illinois State	1-0	1-0	0-0	11/29/17
Indiana	1-0	0-0	1-0	12/29/19
Iona	1-1	1-1	0-0	11/26/16
Iowa State	0-1	0-1	0-0	03/16/17
Kentucky	0-1	0-0	0-1	01/19/20
LSU	0-1	0-0	0-1	01/08/20
Loyola-Chicago	1-1	1-1	0-0	11/28/18
Loyola Marymount	1-0	1-0	0-0	11/14/16
Ole Mis	1-0	0-0	1-0	01/11/20
Mississippi State	0-2	0-0	0-2	02/15/20
Mississippi Valley	0-0	1-0	1-0	11/25/20
Missouri	1-1	0-0	1-1	02/21/20
Montana	2-0	1-0	1-0	11/16/19
Montana State	1-0	1-0	0-0	11/15/15
Morehead State	2-1	2-1	0-0	04/01/16
New Mexico	5-3	5-3	0-0	02/09/19
North Texas	2-0	0-0	2-0	11/29/20
Northern Kentucky	1-0	0-0	1-0	11/30/19
Oakland	1-0	1-0	0-0	11/23/16
Oregon State	1-1	1-1	0-0	11/18/16
Pacific	4-0	4-0	0-0	11/09/18

MUSSELMAN VS. ALL OPPONENTS

Opponent	Overall	at Nevada	at Arkansas	Last Meeting
Portland State	1-0	1-0	0-0	11/25/15
Radford	1-0	1-0	0-0	12/17/17
Rhode Island	1-0	1-0	0-0	11/13/17
Rice	1-0	0-0	1-0	11/05/19
Saint Mary's	0-1	0-1	0-0	11/11/16
San Diego State	3-7	3-7	0-0	03/0/19
San Francisco	0-1	0-1	0-0	12/23/17
San Jose State	6-0	6-0	0-0	01/09/19
Santa Clara	2-0	2-0	0-0	11/15/17
South Carolina	0-1	0-0	0-1	01/29/20
South Dakota	1-0	0-0	1-0	11/22/19
South Dakota State	1-0	1-0	0-0	12/15/18
Southern Cal	1-0	1-0	0-0	12/01/18
Southern Illinois	1-0	1-0	0-0	12/22/17
Tennessee	1-1	0-0	1-1	02/26/20
Texas	1-0	1-0	0-0	03/16/18
Texas A&M	1-1	0-0	1-1	03/07/20
TCU	1-1	0-1	1-0	01/25/20
Texas Southern	1-0	0-0	1-0	11/19/19
Texas Tech	0-1	0-1	0-0	12/05/17
Towson	1-0	1-0	0-0	12/21/16
Tulsa	2-0	1-0	1-0	12/14/19
UC Davis	1-0	1-0	0-0	12/19/17
UC Irvine	2-0	2-0	0-0	12/02/17
UC Santa Barbara	1-0	1-0	0-0	12/22/16
UMass	1-0	1-0	0-0	11/23/18
UNLV	7-2	7-2	0-0	02/27/19
Utah	1-0	1-0	0-0	12/29/18
Utah State	7-2	7-2	0-0	03/02/19
Valparaiso	1-0	0-0	1-0	12/21/19
Vanderbilt	2-0	0-0	2-0	03/11/20
Vermont	1-0	1-0	0-0	03/23/16
Washington	1-0	1-0	0-0	12/11/16
Western Kentucky	0-1	0-0	0-1	12/07/19
Wichita State	0-1	0-1	0-0	12/22/15
Wyoming	5-1	5-1	0-0	02/16/19
Totals	132-46	110-34	21-12	

MUSSELMAN VS. CONFERENCES

American Athletic	3-0	CAA	1-0	Ohio Valley	3-1
American East	1-0	C-USA	3-1	Pac-12	5-1
ACC	1-0	Horizon League	2-0	Patriot League	0-0
Atlantic Sun	0-0	Ind./Non D1	2-0	SEC	8-12
Atlantic 10	3-0	Ivy League	0-0	SoCon	0-0
Big East	0-0	MAAC	1-1	Southland	0-0
Big Sky	6-0	Mid-American	1-0	SWAC	2-0
Big South	2-0	MEAC	0-0	Summit League	2-0
Big Ten	1-0	Missouri Valley	6-2	Sun Belt	2-0
Big 12	2-3	Mountain West	60-21	WCC	8-2
Big West	5-2	Northeast	0-0	WAC	2-0

MUSSELMAN MILESTONE WINS

Overall	Date	Opponent	Record
1	11/13/15	Coastal Carolina (Honolulu, Hawaii)	73-56
100	01/24/19	Colorado State (Reno, Nev.)	100-60

AT ARKANSAS

1	11/05/19	Rice (Fayetteville, Ark.)	91-43
---	----------	---------------------------	-------

MUSSELMAN COACHING HONORS

- 1996 USBL Coach of the Year
- 2003 NBA Coach of the Year Runner-Up
- 2012 NBA D-League Coach of the Year
- 2016 Bleacher Report's Mountain West Coach of the Year
- 2017 USBWA District VIII Coach of the Year
- 2018 USBWA District VIII and NABC District 17 Coach of the Year Mountain West Coach of the Year

MUSSELMAN DID YOU KNOWS....

- Named General Manager of CBA's Rapid City Thrillers at age 22. The next year, became head coach of the Thrillers at he age of 23, the youngest coach in CBA history.
- From 1990-1997, had 26 players called up to the NBA, the highest number in the league during that span ... The only person in CBA history to coach in five league All-Star Games (1990, 1992, 1993, 1994, 1997)
- The first coach in professional basketball history to win 100 games by the age of 28.
- At the age of 37, named head coach of the Golden State Warriors and was the youngest head coach in the NBA at the time.
- He and his father, Bill, were first father-son combination to both become head coaches in NBA history.
- In 2003, was runner-up to San Antonio's Gregg Popovich for NBA Coach of the Year Award voting (231 points, including 26 first-place votes).
- Only needed 130 games to win his 100th game as a collegiate head coach.
- Is the CBA's third all-time winningest coach (270-122 in seven seasons) and the most successful coach (54-3 in two seasons) in the history of the United States Basketball League.
- Led CBA in scoring (116.7 ppg) in 192-93 -2nd in NBA in scoring (102.4 ppg) in 2002-03.

BEST WINNING PERCENTAGE among active NCAA Division I head coaches

(min 5 yrs current school has been D1)
(stats.NCAA.org/head_coaches • Thru Nov. 25)

1	Mark Few, Gonzaga	.829	600-124	22nd yr
2	Chris Jans, New Mexico State	.782	104-29	5th yr
3	Roy Williams, North Carolina	.778	886-253	33rd yr
4	John Calipari, Kentucky	.773	734-215	29th yr
5	Bill Self, Kansas	.768	708-214	28th yr
6	Mike Krzyzewski, Duke	.768	1157-350	46th yr
7	Steve Forbes, Wake Forest	.753	131-43	6th yr
8	ERIC MUSSELMAN, ARKANSAS	.740	131-46	6th yr
	Eric Olsen, UC San Diego	.740	159-56	7th yr
10	Sean Miller, Arizona	.734	405-147	17th yr



MUSSELMAN RECORD • POINTS SCORED

Scoring Below 50 Points:	0-0
- At Arkansas	0-0
Home:.....	0-0
Away:.....	0-0
Neutral:.....	0-0
Scoring 50-59 Points:	0-8
- At Arkansas:.....	0-0
Home:.....	0-1
Away:.....	0-5
Neutral:.....	0-2
Scoring 60-69 Points:	15-14
- At Arkansas	7-3
Home:.....	9-3
Away:.....	3-8
Neutral:.....	3-3
Scoring 70-79 Points:	44-16
- At Arkansas	7-5
Home:.....	24-4
Away:.....	14-9
Neutral:.....	6-3
Scoring 80-89 Points:	46-3
- At Arkansas	4-1
Home:.....	25-0
Away:.....	13-2
Neutral:.....	8-1
Scoring 90-99 Points:	18-1
- At Arkansas	3-0
Home:.....	11-0
Away:.....	6-1
Neutral:.....	1-0
Scoring 100 or More Points:	9-1
- At Arkansas	1-0
Home:.....	6-0
Away:.....	2-1
Neutral:.....	1-0

MUSSELMAN RECORD • POINTS ALLOWED

Opponent Scores Below 50 Points:	5-0
- At Arkansas	3-0
Home:.....	4-0
Away:.....	1-0
Neutral:.....	0-0
Opponent Scores 50-59 Points:	23-1
- At Arkansas	5-0
Home:.....	16-1
Away:.....	6-0
Neutral:.....	1-0
Opponent Scores 60-69 Points:	53-6
- At Arkansas	9-0
Home:.....	32-0
Away:.....	12-2
Neutral:.....	9-4
Opponent Scores 70-79 Points:	36-17
- At Arkansas	4-7
Home:.....	18-5
Away:.....	12-10
Neutral:.....	6-2
Opponent Scores 80-89 Points:	13-13
- At Arkansas	0-3
Home:.....	5-2
Away:.....	5-10
Neutral:.....	3-1
Opponent Scores 90-99 Points:	2-4
- At Arkansas	1-1
Home:.....	2-2
Away:.....	0-1
Neutral:.....	0-1
Opponent Scores 100 or More Points:	1-2
- At Arkansas	0-0
Home:.....	0-0
Away:.....	1-2
Neutral:.....	0-0

MUSSELMAN RECORD BREAKDOWN

OVERALL:	132-46
- AT ARKANSAS.....	22-12
Home:.....	74-9
Away:.....	38-27
Neutral:.....	20-10
CONFERENCE GAMES:	61-29
- AT ARKANSAS.....	7-11
Home:.....	36-9
Away:.....	25-20
VS RANKED TEAMS:...	2-5
- AT ARKANSAS.....	0-2
Home:.....	0-2 / 0-2 at Ark
Away:.....	0-1 / 0-0 at Ark
Neutral:.....	2-2 / 0-0 at Ark
AS RANKED TEAM:.....	38-12
- AT ARKANSAS.....	0-0
Home:.....	18-1 / 0-0 at Ark
Away:.....	14-6 / 0-0 at Ark
Neutral:.....	8-5 / 0-0 at Ark
RECORD BY MONTH:	
November:.....	34-4
December:.....	25-8
January:.....	28-10
February:.....	25-12
March:.....	18-12
April:.....	1-0
WHEN LEADING AT HALFTIME:	101-5
at Arkansas.....	18-1
WHEN TRAILING AT HALFTIME:	29-40
at Arkansas.....	4-11
WHEN TIED AT HALFTIME:	2-1
at Arkansas.....	0-0
OUT-REBOUNDING OPP:	76-10
at Arkansas.....	6-0
BEING OUT-REBOUNDED:	49-33
at Arkansas.....	16-11
REBOUNDS ARE EVEN:	7-2
at Arkansas.....	0-1
WHEN SCORING FIRST:	77-20
at Arkansas.....	11-4
WHEN OPPONENT SCORES FIRST:	55-26
at Arkansas.....	11-8
ONE-POSSESSION GAMES:	16-12
at Arkansas.....	1-4
OVERTIME GAMES:	7-6
at Arkansas.....	1-3
GAMES DECIDED BY 1-5 PTS OR LESS:	28-19
at Arkansas.....	4-5
GAMES DECIDED BY 6-10 PTS:	21-13
at Arkansas.....	6-5
GAMES DECIDED BY 11-19 PTS:	39-9
at Arkansas.....	6-1
GAMES DECIDED BY 20-PLUS PTS:	34-5
at Arkansas.....	6-1
SHOOTING 50 PERCENT OR BETTER:	43-1
at Arkansas.....	5-0
SHOOTING PCT. BETTER THAN OPP:	107-8
at Arkansas.....	18-3
SHOOTING PCT. WORSE THAN OPP:	23-37
at Arkansas.....	3-9
SHOOTING PCT. SAME AS OPP:	1-1
at Arkansas.....	0-0
OUT-SCORING OPP BENCH:	62-2
at Arkansas.....	9-1
OUT-SCORED BY OPP BENCH:	64-35
at Arkansas.....	11-11
BENCH SCORING EVEN:	6-0
at Arkansas.....	2-0



PLAYER GAME HIGHS:

MOST POINTS:	
at Nevada:	45 Jordan Caroline at New Mexico 01/07/17
	40 Jordan Caroline at Colorado St 02/06/19
	37 D.J. Fenner vs UNLV 02/08/17
	34 Marqueeze Coleman at Hawai'i 11/16/15
	33 Caleb Martin at Utah 12/29/18
	32 Marcus Marshall at Wyoming 01/14/17
	32 Marcus Marshall at Washington 12/11/16
	30 Tyrone Criswell vs Eastern Washington 03/21/16
	30 4x
at Arkansas:	41 Mason Jones vs Tulsa 12/14/19
	40 Mason Jones vs Auburn 02/04/20
	38 Mason Jones vs Miss State 02/15/20
	37 Mason Jones vs Tennessee 02/26/20
	36 Mason Jones vs LSU 03/04/20
	34 Mason Jones vs South Carolina 01/29/20
	34 Isaiah Joe at Ole Miss 01/11/20
	33 Isaiah Joe vs Texas Southern 11/19/19
	32 Mason Jones vs Rice 11/05/19
	30 Mason Jones at Texas A&M 03/07/20
	30 Mason Jones at Alabama 02/01/20
	30 Jimmy Whitt Jr. vs Vanderbilt 01/15/20
SEC Game:	40 Mason Jones vs Auburn 02/04/20
SEC Tourney:	22 Mason Jones vs Vanderbilt 03/11/20
NCAA Tourney:	--
Bud Walton:	41 Mason Jones vs Tulsa 12/14/19
Road Game:	34 Isaiah Joe at Ole Miss 01/11/20
Neutral Site:	22 Mason Jones vs Vanderbilt 03/11/20
Ranked Opp:	40 Mason Jones vs Auburn 02/04/20
Frosh:	16 Moses Moody vs Miss Valley 11/25/20
Soph:	34 Isaiah Joe at Ole Miss 01/11/20
Junior:	41 Mason Jones vs Tulsa 12/14/19
Senior:	30 Jimmy Whitt Jr. vs Vanderbilt 01/15/20
Season Opener:	32 Mason Jones vs Rice 11/05/19
SEC Opener:	17 Isaiah Joe & Mason Jones vs TX A&M 01/04/20
MOST FIELD GOALS MADE:	
at Nevada:	17 Jordan Caroline at New Mexico 01/07/17
	13 Cody Martin vs Utah State 02/17/18
	12 Jordan Caroline at UNLV 02/25/17
	12 Cameron Oliver vs Eastern Washington 03/21/16
	12 D.J. Fenner v UNLV 02/08/17
at Arkansas:	14 Jimmy Whitt Jr. vs Vanderbilt 01/15/20
	12 Mason Jones vs Auburn 02/04/20
	12 Mason Jones vs Tulsa 12/14/19
	12 Mason Jones vs Rice 11/05/19
	11 Mason Jones vs Tennessee 02/26/20
	11 Isaiah Joe at Ole Miss 01/11/20
	11 Jimmy Whitt Jr. vs South Dakota 11/19/19
	11 Jimmy Whitt Jr. at Alabama 02/01/20
MOST 3-POINTERS MADE:	
at Nevada:	8 Marcus Marshall at UNLV 02/25/17
	7 6x
at Arkansas:	8 Mason Jones at Texas A&M 03/07/20
	7 Isaiah Joe at Ole Miss 01/11/20
	6 Isaiah Joe at Texas A&M 03/07/20
	6 Isaiah Joe at Indiana 12/29/19
	6 Isaiah Joe vs Texas Southern 11/19/19
MOST FREE THROWS MADE:	
at Nevada:	15 Marcus Marshall vs Boise State 02/22/17
	15 Marqueeze Coleman vs UNLV 01/23/16
	15 Marqueeze Coleman at Hawai'i 11/16/15
	14 Jordan Caroline vs Rhode Island 11/13/17
	14 Marcus Marshall at Wyoming 01/14/17
at Arkansas:	18 Mason Jones vs Miss State 02/15/20
	15 Mason Jones vs South Carolina 01/29/20
	12 Mason Jones vs LSU 03/04/20
	12 Isaiah Joe vs Tennessee 02/26/20
	12 Mason Jones vs Tulsa 12/14/19
	11 Jimmy Whitt Jr. at Tennessee 02/11/20
	11 Mason Jones at Missouri 02/08/20
	11 Mason Jones vs Auburn 02/04/20
MOST REBOUNDS:	
at Nevada:	24 Cameron Oliver vs Fresno State 02/11/16
	21 Cameron Oliver at UNLV 02/20/16
	17 Cameron Oliver vs Colorado State 03/04/17
	16 6x
at Arkansas:	16 Connor Vanover vs North Texas 11/28/20
	15 Jimmy Whitt Jr. vs LSU 03/04/20
	12 Mason Jones vs South Carolina 01/29/20
	12 Jimmy Whitt Jr. at Western Ky 12/07/19
	11 Reggie Chaney at Missouri 02/08/20
	11 Reggie Chaney at Alabama 02/01/20
	11 Reggie Chaney vs Northern Ky 11/30/19
	11 Adrio Bailey vs Montana 11/16/19

SEC Game: 15 Jimmy Whitt Jr. vs LSU 03/04/20
 SEC Tourney: 7 Jimmy Whitt Jr. vs Vanderbilt 03/11/20
 NCAA Tourney: --
Bud Walton: 16 Connor Vanover vs North Texas 11/28/20
 Road Game: 12 Jimmy Whitt Jr. at Western Ky 12/07/19
 Neutral Site: 9 Mason Jones vs Valpo 12/21/19
 Ranked Opp: 7 Jimmy Whitt and Adrio Bailey vs Auburn 02/04/20
Frosh: 10 Jaylin Williams vs Miss Valley 11/25/20
Soph: 16 Connor Vanover vs North Texas 11/28/20
 Junior: 12 Mason Jones vs South Carolina 01/29/20
 Senior 15 Jimmy Whitt Jr. vs LSU 03/04/20
Season Opener: 10 Jaylin Williams vs Miss Valley 11/25/20
 SEC Opener 6 Mason Jones vs Texas A&M 01/04/20

MOST OFFENSIVE REBOUNDS:	
at Nevada:	11 AJ West at Pacific 11/21/15
	8 Cameron Oliver vs Fresno State 02/11/16
at Arkansas:	6 Reggie Chaney at Missouri 02/08/20
	5 Reggie Chaney at Alabama 02/01/20
	5 Adrio Bailey vs Montana 11/16/19

MOST DEFENSIVE REBOUNDS:	
at Nevada:	16 Cameron Oliver vs Fresno State 02/11/16
	14 Cameron Oliver vs Colorado State 03/04/17
	14 Cameron Oliver at Wyoming 01/14/17
	13 Cameron Oliver vs Colorado State 03/11/17
	13 Cameron Oliver at Air Force 02/15/17
at Arkansas:	14 Connor Vanover vs North Texas 11/28/20
	14 Jimmy Whitt Jr. vs LSU 03/04/20
	11 Mason Jones vs South Carolina 01/29/20
	9 Jimmy Whitt Jr. at Western Ky 12/07/19
	9 Reggie Chaney vs Northern Ky 11/30/19
	9 Isaiah Joe at Georgia Tech 11/25/19

MOST ASSISTS:	
at Nevada:	11 Cody Martin vs BYU 11/06/18
	11 Cody Martin vs Colorado State 02/25/18
	11 Marqueeze Coleman vs Holy Names 11/30/15
	10 Cody Martin vs Little Rock 11/16/18
	10 Cody Martin vs Pacific 11/09/18
	10 Marcus Marshall vs Colorado State 03/04/17
at Arkansas:	9 Mason Jones at Ole Miss 01/11/20
	8 Mason Jones vs Vanderbilt 01/15/20
	7 Isaiah Joe vs Rice 11/05/19

SEC Game: 9 Mason Jones at Ole Miss 01/11/20
 SEC Tourney: 6 Mason Jones vs Vanderbilt 03/11/20
 NCAA Tourney: --
 Bud Walton: 8 Mason Jones vs Vanderbilt 01/15/20
 Road Game: 9 Mason Jones at Ole Miss 01/11/20
 Neutral Site: 6 Mason Jones vs Vanderbilt 03/11/20
 Ranked Opp: 2 3x
Frosh: 3 Khalel Robinson 11/25/20
 Soph: 7 Isaiah Joe vs Rice 11/05/19
 Junior: 9 Mason Jones at Ole Miss 01/11/20
 Senior: 5 Jimmy Whitt Jr. vs Rice 11/05/19
 Season Opener: 7 Isaiah Joe vs Rice 11/05/19
 SEC Opener 5 Jalen Harris vs Texas A&M 01/04/20

MOST STEALS:	
at Nevada:	5 Caleb Martin vs California Baptist 11/19/18
	5 Jordan Caroline at San Diego St 02/12/17
	5 Marqueeze Coleman at New Mexico 12/30/15
	4 17x
at Arkansas:	5 Mason Jones at Georgia Tech 11/25/19
	5 Isaiah Joe vs Texas Southern 11/19/19
	5 Mason Jones vs Rice 11/05/19
	4 7x

SEC Game: 4 Jimmy Whitt Jr. at Alabama 02/01/20
 4 Desi Sills vs Auburn 02/04/20
 SEC Tourney: 3 Mason Jones vs Vanderbilt 03/11/20
 NCAA Tourney: --
 Bud Walton: 5 Mason Jones vs Rice 11/05/19
 Road Game: 5 Mason Jones at Georgia Tech 11/25/19
 Neutral Site: 3 3x
 Ranked Opp: 4 Desi Sills vs Auburn 02/04/20
Frosh: 3 Moses Moody (2x) vs Miss Valley and North Texas
 Soph: 5 Isaiah Joe vs Texas Southern 11/19/19
 Junior: 5 Mason Jones (2x)
 Senior: 4 2x
 Season Opener: 5 Mason Jones vs Rice 11/05/19
 SEC Opener 3 Mason Jones vs Texas A&M 01/04/20

MOST TURNOVERS:		
at Nevada:	21	at Texas Tech 12/05/17
	21	vs Morehead State 03/30/16
	20	vs Fresno Pacific 12/09/15
	20	at San Diego State 03/11/16
	17	3x

at Arkansas	21	vs Rice 11/05/19
	20	vs Austin Peay 12/03/19
	19	vs Valparaiso 12/21/19
	16	vs North Texas 11/28/20
	16	at Texas A&M 03/07/20
	16	vs South Carolina 01/29/20
	16	at Western Kentucky 12/07/19

MOST FOULS:		
at Nevada:	38	at Wichita State 12/22/15
	30	at New Mexico 01/07/17
	30	at New Mexico 12/30/15
	28	at Utah State 03/02/19

at Arkansas	32	at Missouri 02/08/20
	28	at Texas A&M 03/07/20
	26	at Tennessee 02/11/20
	23	vs South Carolina 01/29/20
	23	at Mississippi St. 01/22/20
	23	at Western Kentucky 12/07/19

IN FIVE YEARS AS A COLLEGIATE HEAD COACH

- » Led the NCAA in 3-pt FG Pct Defense (2020)
- » Led the NCAA in Free Throws Made (2016)
- » Ranked 1st (3x) or 2nd (2x) five times in the league in FT Made
- » Ranked 1st (3x) or 2nd (2x) five time in the league in FT Attempts
- » 5x - Ranked among NCAA top 25 in FT Made AND FT Attempts
- » 4x - Led the league in Fewest Turnovers (2017, '18, '19, '20)
- » 3x - Led the league in Assist-To-TO Ratio (2017, '18, '19)
- » 3x - Led the league in Scoring Margin (2017, '18, '19)
- » 3x - Led the league in W-L Percentage (2017, '18, '19)
- » 3x - In NCAA top 20 in 3PTFG% Defense (2017, '18, '20)

OTHER TEAM HIGHLIGHTS

- » 2nd in the NCAA in Assist-To-TO Ratio (2018)
- » 2nd in the NCAA in Total Rebounds (2016)
- » 3rd in the NCAA in Total Blocked Shots (2016)
- » 4th in the NCAA in Rebound Margin (2016)
- » 4th in the NCAA in Fewest TO Per Gm (2018)
- » 7th in the NCAA in Blocks Per Game (2016)
- » 9th in the NCAA in Scoring Margin (2019)
- » 9th in the NCAA in Turnover Margin (2020)
- » 10th in the NCAA in Total Assists (2018)

PLAYER HIGHLIGHTS

- » 5 Players in the NBA over past two years
- » 4x - Player led his league in 3-PT FG Made AND 3-PT FG Attempts
- » 3x - Player led his league in points scored
- » 3 All-American Honors (Caleb Martin 2x, Mason Jones)
- » 2 Conference Players of the Year
- » 14 All-Conference Honors
- » 2 Conference Newcomers of the Year
- » 5 All-Defensive Team Honors
- » 1 Conference 6th Man Award
- » 1 Conference Defensive Player of the Year

OPPONENT GAME HIGHS (at Ark):

POINTS	99	at Georgia 02/29/20
	90	vs LSU 03/04/20
	86	at Western Kentucky 12/07/19
FG MADE	38	at Georgia 02/29/20
	31	vs LSU 03/04/20
	31	at Western Kentucky 12/07/19
FG ATTEMPTS	72	vs Mississippi Valley 11/25/20
	72	vs Valparaiso 12/21/19
	70	vs LSU 03/04/20
	67	at Georgia 02/29/20
	67	at Western Kentucky 12/07/19
FG PCT	.588 (30-51)	vs Mississippi State 02/15/20
	.567 (38-67)	at Georgia 02/29/20
	.509 (28-55)	vs South Carolina 01/29/20
	.500 (23-46)	at Florida 02/18/20
3 PT MADE	13	vs Mississippi Valley 11/25/20
	11	vs LSU 03/04/20
	10	at Georgia 02/29/20
	8	at Texas A&M 03/07/20
	8	vs Auburn 02/04/20
	8	at Alabama 02/01/20
	8	vs Northern Kentucky 11/30/19
3 PT ATT	39	vs Mississippi Valley 11/25/20
	31	vs Auburn 02/04/20
	31	at Alabama 02/01/20
	27	vs LSU 03/04/20
	25	vs Valparaiso 12/21/19
	25	vs Rice 11/05/19
3 PT PCT	.435 (10-23)	at Georgia 02/29/20
	.429 (3-7)	vs Mississippi State 02/15/20
	.407 (11-27)	vs LSU 03/04/20
	.400 (8-20)	at Texas A&M 03/07/20
FT MADE	34	at Missouri 02/08/20
	27	at Mississippi State 01/22/20
	25	at Ole Miss 01/11/20
FT ATTEMPTS	44	at Missouri 02/08/20
	33	vs South Carolina 01/29/20
	31	at Texas A&M 03/07/20
	31	at Mississippi State 01/22/20
	30	at Tennessee 02/11/20
	30	vs Auburn 02/04/20
FT PCT	.962 (25-26)	at Ole Miss 01/11/20
	.871 (27-31)	at Mississippi State 01/22/20
	.846 (11-13)	vs Austin Peay 12/03/19
	.840 (21-25)	at Florida 02/18/20
REBOUNDS	53	at LSU 01/08/20
	52	at Missouri 02/08/20
	47	vs Kentucky 01/18/20
	47	at Georgia Tech 11/25/19
	44	vs Auburn 02/04/20
	44	at Western Kentucky 12/07/19
OFF REB	23	at LSU 01/08/20
	16	at Missouri 02/08/20
	15	4x
DEF REB	37	at Georgia Tech 11/25/19
	35	vs Kentucky 01/18/20
	34	vs Valparaiso 12/21/19
	32	at Western Kentucky 12/07/19
	31	vs South Carolina 01/29/20
ASSISTS	17	at Tennessee 02/11/20
	15	at Texas A&M 03/07/20
	14	vs South Carolina 01/29/20
STEALS	10	vs Northern Kentucky 11/30/19
	9	vs Valparaiso 12/21/19
	9	vs Rice 11/05/19
	8	vs Vanderbilt 03/11/20
	8	at Missouri 02/08/20
BLOCKS	6	vs Mississippi Valley 11/25/20
	6	vs Mississippi State 02/15/20
	6	at Tennessee 02/11/20
	6	at Alabama 02/01/20
	6	vs Texas Southern 11/19/19
	5	at Florida 02/18/20
	5	vs Kentucky 01/18/20
	5	at LSU 01/08/20
	5	vs Montana 11/16/19
TURNOVERS	27	vs Rice 11/05/19
	24	at Georgia Tech 11/25/19
	24	vs Texas Southern 11/19/19
	23	vs Montana 11/16/19
	21	vs Austin Peay 12/03/19
FOULS	35	vs LSU 03/04/20
	33	vs South Carolina 01/29/20
	27	at Missouri 02/08/20
	27	vs Valparaiso 12/21/19

ARKANSAS TEAM GAME LOWS:

FEWEST PTS	59	at Florida 02/18/20
	61	at Tennessee 02/11/20
	62	at Georgia Tech 11/25/19
	64	vs Montana 11/16/19
FEWEST FG	15	at Tennessee 02/11/20
	19	vs Kentucky 01/18/20
	20	vs North Texas 11/12/19
	20	vs Montana 11/16/19
FEWEST FGA	45	vs North Texas 11/12/19
	46	vs Austin Peay 12/03/19
	49	at Tennessee 02/11/20
LOWEST FG%	.306 (15-49)	at Tennessee 02/11/20
	.333 (19-57)	vs Kentucky 01/18/20
	.370 (20-54)	vs Montana 11/16/19
	.373 (22-59)	at Georgia Tech 11/25/19
FEWEST 3PT FG	3	vs Northern Kentucky 11/30/19
	3	at Missouri 02/08/20
	3	at Florida 02/18/20
	4	vs Montana 11/16/19
	4	vs South Dakota 11/22/19
	4	at Mississippi State 01/22/20
FEWEST 3 FGA	9	vs TCU 01/25/20
	14	at Missouri 02/08/20
	16	4x
LOWEST 3 PT%	.167 (3-18)	vs Northern Kentucky 11/30/19
	.188 (3-16)	at Florida 02/18/20
	.200 (4-20)	vs Montana 11/16/19
	.200 (4-20)	vs South Dakota 11/22/19
	.200 (4-20)	at Mississippi State 01/22/20
FEWEST FT	6	at Mississippi State 01/22/20
	7	vs Rice 11/05/19
	8	vs Vanderbilt 01/15/20
	9	at Indiana 12/29/19
FEWEST FTA	11	vs RICE 11/05/19
	11	at Mississippi State 01/22/20
	12	vs South Dakota 11/22/19
	12	at Indiana 12/29/19
LOWEST FT%	.533 (8-15)	vs Vanderbilt 01/15/20
	.545 (6-11)	at Mississippi State 01/22/20
	.615 (16-26)	vs Auburn 02/04/20
	.632 (12-19)	at Florida 02/18/20
FEWEST REBS	23	vs Missouri 02/22/20
	24	vs North Texas 11/12/19
	24	at LSU 01/08/20
	25	at Texas A&M 03/07/20
FEWEST OFF REB	2	vs Missouri 02/22/20
	3	at LSU 01/08/20
	3	at Georgia Tech 11/25/19
	4	vs North Texas 11/12/19
FEWEST DEF REB	15	at Florida 02/18/20
	18	at Tennessee 02/11/20
	18	vs TCU 01/25/20
	19	vs Mississippi State 02/15/20
	19	vs Texas A&M 01/04/20
FEWEST ASSISTS	6	at Tennessee 02/11/20
	7	at Alabama 02/01/20
	8	4x
FEWEST STEALS	4	at Western Kentucky 12/07/19
	4	vs Mississippi State 02/15/20
	4	vs LSU 03/04/20
	5	8x
FEWEST BLOCKS	1	vs Northern Kentucky 11/30/19
	1	vs South Carolina 01/29/20
	1	vs Mississippi State 02/15/20
	1	at Florida 02/18/20
	2	7x
FEWEST TO	5	vs LSU 03/04/20
	6	at Georgia 02/29/20
	7	5x
FOULS	12	vs Mississippi Valley 11/25/20
	14	vs North Texas 11/28/20
	14	vs Texas Southern 11/19/19
	14	vs Northern Kentucky 11/30/19
	14	vs Valparaiso 12/21/19
	15	vs North Texas 11/12/19
	15	vs LSU 03/04/20

OPPONENT GAME LOWS (at Ark):

FEWEST PTS	43	vs Rice 11/05/19
	43	vs North Texas 11/12/19
	46	vs Montana 11/16/19
FEWEST FG	16	vs Rice 11/05/19
	17	vs North Texas 11/12/19
	18	vs Montana 11/16/19
	19	vs Texas Southern 11/19/19
	19	vs Vanderbilt 01/15/20
FEWEST FGA	45	vs Texas A&M 01/04/20
	46	at Florida 02/18/20
	48	vs Vanderbilt 01/15/20
LOWEST FG%	.286 (16-56)	vs Rice 11/05/19
	.321 (18-56)	vs Montana 11/16/19
	.333 (17-51)	vs North Texas 11/12/19
FEWEST 3PT FG	2	vs North Texas 11/28/20
	2	vs Rice 11/05/19
	2	vs North Texas 11/12/19
	2	vs Montana 11/16/19
	2	vs Texas Southern 11/19/19
	2	at Georgia Tech 11/25/19
	3	4X
FEWEST 3 FGA	7	vs Mississippi State 02/15/20
	11	vs Texas Southern 11/19/19
	12	vs South Dakota 11/22/19
	12	at Georgia Tech 11/25/19
LOWEST 3 PT%	.080 (2-25)	vs Rice 11/05/19
	.118 (2-17)	vs North Texas 11/12/19
	.125 (2-16)	vs Montana 11/16/19
	.154 (2-13)	vs North Texas 11/28/20
	.167 (2-12)	at Georgia Tech 11/25/19
	.182 (2-11)	vs Texas Southern 11/19/19
	.188 (3-16)	at Missouri 02/08/20
	.190 (4-21)	vs Missouri 02/22/20
FEWEST FT	3	vs Mississippi Valley 11/25/20
	7	vs North Texas 11/12/19
	7	vs Valparaiso 12/21/19
	8	vs Montana 11/16/19
	9	3X
FEWEST FTA	6	vs Mississippi Valley 11/25/20
	11	vs Valparaiso 12/21/19
	12	vs North Texas 11/12/19
	13	vs North Texas 11/28/20
	13	vs Austin Peay 12/03/19
	14	vs Montana 11/16/19
	14	vs South Dakota 11/22/19
LOWEST FT%	.500 (9-18)	at Indiana 12/29/19
	.515 (17-33)	vs South Carolina 01/29/20
	.545 (12-22)	vs Vanderbilt 01/15/20
	.571 (8-14)	vs Montana 11/16/19
	.579 (11-19)	vs Texas Southern 11/19/19
FEWEST REBS	27	vs Rice 11/05/19
	28	vs Mississippi State 02/15/20
	30	vs South Dakota 11/22/19
	30	vs Austin Peay 12/03/19
	30	vs Vanderbilt 01/15/20
FEWEST OFF REBS	4	vs Mississippi State 02/15/20
	4	vs Vanderbilt 01/15/20
	5	vs South Carolina 01/29/20
	5	vs Northern Kentucky 11/30/19
	6	vs South Dakota 11/22/19
	6	vs Rice 11/05/19
FEWEST DEF REBS	20	vs Tennessee 02/26/20
	20	vs Austin Peay 12/03/19
	21	vs TCU 01/25/20
	21	vs Rice 11/05/19
	22	vs Mississippi Valley 11/25/20
	22	vs Vanderbilt 03/11/20
FEWEST ASSISTS	6	at Ole Miss 01/11/20
	6	at Missouri 02/08/20
	7	vs Rice 11/05/19
	7	at Georgia Tech 11/25/19
	7	at Florida 02/18/20
FEWEST STEALS	0	vs Vanderbilt 01/15/20
	1	at LSU 01/08/20
	2	at Georgia 02/29/20
	3	6x
FEWEST BLOCKS	0	vs North Texas 11/12/19
	0	vs Austin Peay 12/03/19
	1	7x
FEWEST TO	9	at Mississippi State 01/22/20
	10	at Georgia 02/29/20
	10	vs LSU 03/04/20
FEWEST FOULS	15	vs South Dakota 11/22/19
	15	vs Texas A&M 01/04/20
	15	at Mississippi State 01/22/20
	15	at Texas A&M 03/07/20
	16	3x

MUSS TEAMS IN THE NCAA/CONFERENCE STATS

	2015-16	2016-17	2017-18	2018-19	2019-20
3-pt FG Att	176 / 8	37 / 2	29 / 2	51 / 2	115 / 5
A-Turnover Ratio	232 / 9	13 / 1	2 / 1	15 / 1	140 / 4
Assists/Gm	220 / 9	32 / 1	27 / 2	75 / 3	226 / 10
Blocks/Gm	7 / 1	64 / 3	74 / 2	100 / 2	84 / 9
Def Reb/Gm	19 / 1	31 / 2	92 / 6	31 / 2	287 / 12
Fewest Fouls	342 / 11	105 / 3	253 / 9	184 / 6	322 / 12
Fewest TO	335 / 11	59 / 1	24 / 1	21 / 1	59 / 1
FG Pct	251 / 9	146 / 5	60 / 3	68 / 4	147 / 6
FG Pct Defense	28 / 2	120 / 7	140 / 4	42 / 3	169 / 12
FT Attempts	2 / 1	13 / 1	16 / 2	16 / 1	8 / 2
FT Made	1 / 1	24 / 2	9 / 2	17 / 1	3 / 1
FT Pct	43 / 2	159 / 6	66 / 2	167 / 6	102 / 6
Off Reb/Gm	76 / 2	132 / 3	255 / 7	205 / 6	325 / 14
Fouls/Gm	275 / 8	35 / 1	95 / 1	126 / 3	311 / 11
Reb Margin	4 / 2	72 / 1	232 / 81	97 / 3	342 / 14
Scoring Defense	177 / 5	151 / 6	191 / 6	55 / 1	185 / 9
Scoring Margin	117 / 5	39 / 1	27 / 1	9 / 1	70 / 4
Scoring Offense	113 / 5	37 / 1	18 / 2	28 / 1	56 / 5
Steals/Gm	98 / 3	262 / 8	174 / 6	172 / 4	41 / 1
3 Pt FG Defense	59 / 2	18 / 2	20 / 1	113 / 3	1 / 1
3 PT FG/Game	323 / 11	33 / 2	31 / 3	74 / 3	143 / 4
3 PT FG Pct	314 / 11	42 / 1	26 / 2	155 / 6	175 / 5
3 PT FGM	251 / 9	22 / 2	15 / 2	59 / 2	129 / 4
Total Assists	112 / 2	30 / 2	10 / 1	69 / 2	251 / 10
Total Blocks	3 / 1	50 / 3	44 / 1	88 / 2	81 / 7
Total Rebounds	2 / 1	25 / 3	44 / 2	63 / 2	306 / 14
Total Rebs/Gm	18 / 1	41 / 1	171 / 6	72 / 4	322 / 14
Total Steals	40 / 3	208 / 9	85 / 2	157 / 4	34 / 1
Turnover Margin	184 / 5	169 / 7	22 / 2	22 / 1	9 / 1
Turnovers Forced	154 / 5	306 / 10	191 / 6	127 / 3	29 / 1
Fewest TO/Gm	208 / 7	26 / 2	4 / 1	13 / 1	47 / 1
W-L Pct	93 / 3	17 / 1	17 / 1	7 / 1	89 / 5





JUSTIN SMITH

Gr.Sr. | F | 6-7 | 230

Buffalo Grove, Ill. | Indiana Univ.



@justinsmith3_

@justinsmith3_

- Born: Mar. 1, 1999 in Highland Park, Ill.
- Parents: Edward and Lucy Smith
- Graduated in just 3 years from Indiana's Kelley School of Business (B.S.B.) - Spring of 2020
- Pursuing his master's in operations management at the University of Arkansas.
- Favorite TV show is The Office and he binge-watched Ozark during the pandemic

- Rated the 11th-best Graduate Transfer in the Nation by TheStadium.com — 22nd-best by ESPN.com
- Played in all of Indiana's 98 games (with 73 starts) over the previous three years ... Earned 2019 Academic All-Big Ten.

- Has scored the first points of the game versus Mississippi Valley State and North Texas.

2020-21 HIGHLIGHTS:

- Scored Arkansas' first points of the 2020-21 season ... Finished 13 — with 3 dunks — and tied career high with three steals in the season opener.
- Led the Razorbacks with 18 points versus North Texas, making 2-of-3 from 3-point range, while adding six rebounds and three steals.

DOUBLE-DOUBLES (4)

FRESHMAN		(1)
11/12/17 • HOWARD	16 pts	12 reb
SOPHOMORE		(2)
01/22/19 • at Northwestern	10 pts	12 reb
02/02/19 • at Michigan St	13 pts	10 reb
JUNIOR		(1)
12/13/19 • NEBRASKA	16 pts	10 reb

- 148 pts to 1,000
- 72 rebs to 500
- Has led his team in PTS.....5x
- Has led his team in REBS.....9x
- CAREER: Double-figure Pts:.....35
- 20-pt gms:..... 4
- Double-figure Rebs..... 5

JUSTIN SMITH 2020-21 GAME STATS																									
Opponent	Date	GS	Min	FG	FGA	Pct	3FG	3A	Pct	FT	FTA	Pct	O	D	Tot	Avg	Pts	Avg							
MISSISSIPPI VALLEY	11/25/20	*	20	6	9	.667	0	0	.000	1	3	.333	3	1	4	4.0	0	0	13	13.0					
NORTH TEXAS	11/28/20	*	36	7	13	.538	2	3	.667	2	6	.333	3	3	6	5.0	2	0	1	2	1	3	18	15.5	
Totals			2	56	13	22	.591	2	3	.667	3	9	.333	6	4	10	5.0	2	0	3	2	1	6	31	15.5

PERSONAL BESTS

POINTS
 Season: 18 vs North Texas (11/28/20)
 Career: 24 (2x) last vs Western Illinois (11/05/19)
 SEC:

FG MADE
 Season: 7 vs North Texas (11/28/20)
 Career: 11 vs Western Illinois (11/05/19)
 SEC:

FG ATTEMPTED
 Season: 13 vs North Texas (11/28/20)
 Career: 19 vs Michigan State (03/02/19)
 SEC:

3-POINT FG MADE
 Season: 2 vs North Texas (11/28/20)
 Career: 3 vs Michigan State (03/02/19)
 SEC:

3-PT FG ATTEMPTS
 Season: 3 vs North Texas (11/28/20)
 Career: 9 vs Michigan State (03/02/19)
 SEC:

FT MADE
 Season: 2 vs North Texas (11/28/20)
 Career: 6 vs Nebraska (12/13/19)
 SEC:

FT ATTEMPTED
 Season: 6 vs North Texas (11/28/20)
 Career: 10 vs Nebraska (12/13/19)
 SEC:

REBOUNDS
 Season: 6 vs North Texas (11/28/20)
 Career: 12 (2x) last vs Northwestern (01/22/19)
 SEC:

ASSISTS
 Season: 2 vs Mississippi Valley State (11/25/20)
 Career: 4 vs Ohio State (01/11/20)
 SEC:

STEALS
 Season: 3 (2x) last vs North Texas (11/28/20)
 Career: 3 (8x) last vs North Texas (11/28/20)
 SEC:

BLOCKED SHOTS
 Season: 1 vs North Texas (11/28/20)
 Career: 3 at Michigan State (02/02/19)
 SEC:

MINUTES
 Season: 35:37 vs North Texas (11/28/20)
 Career: 40:17 vs Nebraska (12/13/19)
 SEC:

JUSTIN SMITH CAREER STATISTICS

Year	GP	GS	Min	Avg	FG	FGA	Pct	3FG	3FGA	Pct	FT	FTA	Pct	Off	Def	Tot	Avg	Pf	FO	Ast	TO	Blk	Stl	Pts	Avg
2017-18 (IND)	31	9	463	14.9	82	149	.550	3	10	.300	33	49	.673	43	55	98	3.2	58	1	7	34	10	7	200	6.5
2018-19 (IND)	35	32	866	24.7	122	246	.496	7	32	.219	36	70	.514	61	95	156	4.5	84	1	28	65	15	22	287	8.2
2019-20 (IND)	32	32	971	30.3	127	258	.492	10	38	.263	70	104	.673	62	103	165	5.2	66	0	29	50	10	31	334	10.4
2020-21 (ARK)	2	2	56	28.0	13	22	.591	2	3	.667	3	9	.333	6	4	10	5.0	2	0	3	2	1	6	31	15.5
TOTAL	100	75	2356	23.6	344	675	.510	22	83	.265	142	232	.612	172	257	429	4.3	210	2	67	151	36	66	852	8.5



JD NOTAE

R-Jr. | 6 | 6-1 | 195

Covington, Ga. | Jacksonville Univ.

@jdnotae
 @dimebagnotae

1

- Born: Oct. 27, 1998 in Covington, Ga.
- Mother: Stacy Notae
- Scored 929 points in two seasons at Jacksonville
- 1st to contact Notae when entered transfer portal was Coach Muss at Nevada ... When Muss came Arkansas, Notae came on official visit, "I like what they had, a lot of togetherness."

- Rated the 29th-best "Sit-Out" Transfer in the Nation by ESPN.com for the 2020-21 season.
- Sat out the 2019-20 season at Arkansas due to NCAA transfer regulations.
- Played in 60 games in two seasons at Jacksonville, totaling 929 points ... Was **second team All-ASUN** as a sophomore and **ASUN Freshman of the Year**.
- While known as a scorer, leads the team in assists (10) and second in rebounding (10).

2020-21 HIGHLIGHTS:

- Had a game-high seven assists with five rebounds in the season opener,
- Had 16 points and six rebounds versus North Texas, hitting a 3-pointer from the Razorback snout near mid-court.

TRIPLE-DOUBLES (1)

Pts-Reb-Assst
01/09/19 • at Kennesaw State 15-10-10

DOUBLE-DOUBLES (5)

SOPHOMORE (3)

01/05/19 • Lipscomb [^] 12 pts 13 reb

01/09/19 • at Kennesaw State ^{^*} 15 pts 10 reb

01/30/19 • Stetson 16 pts 14 reb

[^] - back-to-back games ^{*} - part of a triple double

FRESHMAN (2)

11/26/17 • Gardner-Webb 17 pts 10 reb

12/09/17 • Florida National 14 pts 10 reb

- 42 pts to 1,000
- Has led his team in Pts 31x & rbs 16x
- CAREER: Double-figure Pts:.....49
20-pt gms:.....15
Gms with a 3PT FG:.....51
Gms with 3+ 3PT FG:.....18

PERSONAL BESTS

POINTS

Season: 16 vs North Texas (11/28/20)

Career: 40 vs Florida Memorial (11/21/18)

SEC:

FG MADE

Season: 6 vs North Texas (11/28/20)

Career: 16 vs Florida Memorial (11/21/18)

SEC:

FG ATTEMPTED

Season: 14 vs North Texas (11/28/20)

Career: 23 at NC State (12/22/17)

SEC:

3-POINT FG MADE

Season: 2 (2x) last vs North Texas (11/28/20)

Career: 5 (6x) last vs FGCU (03/01/19)

SEC:

3-PT FG ATTEMPTS

Season: 8 vs North Texas (11/28/20)

Career: 14 vs FGCU (03/01/19)

SEC:

FT MADE

Season: 5 vs Mississippi Valley State (11/25/20)

Career: 6 (5x) last at North Florida (01/24/19)

SEC:

FT ATTEMPTED

Season: 8 vs Mississippi Valley State (11/25/20)

Career: 9 vs Bethune-Cookman (11/30/17)

SEC:

REBOUNDS

Season: 6 vs North Texas (11/28/20)

Career: 14 vs Stetson (01/30/19)

SEC:

ASSISTS

Season: 7 vs Mississippi Valley State (11/25/20)

Career: 10 at Kennesaw State (01/09/19)

SEC:

STEALS

Season: 1 vs North Texas (11/28/20)

Career: 5 (2x) at FGCU (02/02/19)

SEC:

BLOCKED SHOTS

Season: -

Career: 3 (3x) last vs North Florida (02/20/19)

SEC:

MINUTES

Season: 24:28 vs North Texas (11/28/20)

Career: 46 vs Gardner-Webb (11/26/17)

SEC:

JD NOTAE 2020-21 GAME STATS																								
Opponent	Date	GS	Min	FG	FGA	Pct	3FG	3A	Pct	FT	FTA	Pct	O	D	Tot	Avg	PF	FO	A	TO	Blk	Stl	Pts	Avg
MISSISSIPPI VALLEY	11/25/20		24	3	7	.429	2	5	.400	5	8	.625	2	3	5	5.0	4	0	7	1	0	0	13	13.0
NORTH TEXAS	11/28/20		24	6	14	.429	2	8	.250	2	4	.500	2	4	6	5.5	2	0	3	3	0	1	16	14.5
Totals		0	48	9	21	.429	4	13	.308	7	12	.583	4	7	11	5.5	6	0	10	4	0	1	29	14.5

JD NOTAE CAREER STATISTICS

Year	GP	GS	Min	Avg	FG	FGA	Pct	3FG	3FGA	Pct	FT	FTA	Pct	Off	Def	Tot	Avg	PF	FO	Ass	TO	Blk	Stl	Pts	Avg
2017-18 (JACK)	28	28	879	31.4	159	388	.410	49	121	.405	65	93	.699	28	103	131	4.7	60	2	54	72	14	49	432	15.4
2018-19 (JACK)	32	23	932	29.1	177	415	.427	62	194	.320	81	111	.730	29	168	197	6.2	76	4	109	106	14	52	497	15.5
2019-20 - REDSHIRTED AT ARK (TRANSFER)																									
2020-21 (ARK)	2	0	48	24.0	9	21	.429	4	13	.308	7	12	.583	4	7	11	5.5	6	0	10	4	0	1	29	14.5
TOTAL	62	51	1859	30.0	345	824	.419	115	328	.351	153	216	.708	61	278	339	5.5	142	6	173	182	28	102	958	15.5



VANCE JACKSON JR.

Gr.Sr. | F | 6-9 | 238

Pasadena, Calif. | New Mexico

SEC
GRADUATE
2

@YGVance2
@ygvance

- Born Aug. 20, 1997 in Pasadena, Calif. Parents: Desiree Temple and Vance Jackson Sr.
- Graduated from New Mexico - Spring of 2020, B.A. in interpersonal communication
- Pursuing his master's in adult and lifelong learning at the University of Arkansas.
- If he could have played with any former Razorback, it would have been Joe Johnson.

- Rated the 8th-best Graduate Transfer in the Nation by CBSSports.com — 18th-best by Stadium.com — 32nd-best by ESPN.com
- Played his freshman season at UConn — on AAC All-Rookie Team — before transferring to New Mexico ... Scored 990 points in his first three collegiate seasons (92 games with 65 starts).

2020-21 HIGHLIGHTS:

- Eclipsed 1,000 career points and 500 career rebounds, getting 15 and seven respectively, in season-opening win vs Mississippi Valley ... Made four treys during a 28-0 run in the first half ... Finished 4-of-6 from 3PT

DOUBLE-DOUBLES (8)

SOPHOMORE (5)

11/13/18 • IONA	18 pts	12 reb
01/05/19 • NEVADA	18 pts	10 reb
01/12/19 • at Colorado State	18 pts	12 reb
01/19/19 • WYOMING	13 pts	10 reb
03/09/19 • at Wyoming	13 pts	11 reb

JUNIOR (3)

01/01/20 • at San Jose State	% 25 pts	13 reb
01/07/20 • FRESNO STATE	% 29 pts	13 reb
03/04/20 • vs San Jose State	26 pts	12 reb

% - consecutive games

- Has led his team in Pts 13x & Rbs 2x
- CAREER: Double-figure Pts:.....52
- 20-pt gms:..... 8
- Gms with 3+ 3PT FG:26
- Double-figure Rbs:..... 5

PERSONAL BESTS

POINTS

Season: 15 vs Mississippi Valley State (11/25/20)
 Career: 30 vs Fresno State (02/02/19)
 SEC:

FG MADE

Season: 5 vs Mississippi Valley State (11/25/20)
 Career: 9 (3x) last vs San Jose St (03/04/20)
 SEC:

FG ATTEMPTED

Season: 9 vs Mississippi Valley State (11/25/20)
 Career: 16 (2x) last vs San Jose St (03/04/20)
 SEC:

3-POINT FG MADE

Season: 4 vs Mississippi Valley State (11/25/20)
 Career: 6 (2x) last vs Wyoming (02/08/20)
 SEC:

3-PT FG ATTEMPTS

Season: 6 vs Mississippi Valley State (11/25/20)
 Career: 11 (2x) last at Air Force (02/26/20)
 SEC:

FT MADE

Season: 1 vs Mississippi Valley State (11/25/20)
 Career: 10 vs Fresno State (02/02/19)
 SEC:

FT ATTEMPTED

Season: 1 vs Mississippi Valley State (11/25/20)
 Career: 11 vs Fresno State (02/02/19)
 SEC:

REBOUNDS

Season: 7 vs Mississippi Valley State (11/25/20)
 Career: 13 (2x) vs Fresno State (01/07/20)
 SEC:

ASSISTS

Season: -
 Career: 7 vs Nevada (01/05/19)
 SEC:

STEALS

Season: -
 Career: 4 vs Wyoming (03/13/19)
 SEC:

BLOCKED SHOTS

Season: -
 Career: 2 (2x) last vs Nevada (02/18/20)
 SEC:

MINUTES

Season: 15:29 vs Mississippi Valley State (11/25/20)
 Career: 37:30 vs Utah State (03/05/20)
 SEC:

VANCE JACKSON 2020-21 GAME STATS

Opponent	Date	GS	Min	FG	FGA	Pct	3FG	3A	Pct	FT	FTA	Pct	O	D	Tot	Avg	PF	FO	A	TO	Blk	Stl	Pts	Avg
MISSISSIPPI VALLEY	11/25/20	*	15	5	9	.556	4	6	.667	1	1	1.000	2	5	7	7.0	0	0	0	1	0	0	15	15.0
NORTH TEXAS	11/28/20		9	0	2	.000	0	2	.000	0	0	.000	0	0	0	3.5	0	0	0	0	0	0	0	7.5
Totals		1	24	5	11	.455	4	8	.500	1	1	1.000	2	5	7	3.5	0	0	0	1	0	0	15	7.5

VANCE JACKSON CAREER STATISTICS

Year	GP	GS	Min	Avg	FG	FGA	Pct	3FG	3FGA	Pct	FT	FTA	Pct	Off	Def	Tot	Avg	PF	FO	Ast	TO	Blk	Stl	Pts	Avg
2016-17 (UConn)	32	21	835	26.1	79	193	.409	50	126	.397	50	74	.676	22	101	123	3.8	74	2	44	42	5	10	258	8.1
2017-18 - REDSHIRTED																									
2018-19 (UNM)	32	16	887	27.8	137	338	.405	57	172	.331	89	137	.650	42	182	224	7.0	60	1	85	80	4	35	420	13.1
2019-20 (UNM)	28	28	756	27.1	101	224	.414	50	146	.342	60	84	.714	34	113	147	5.3	51	0	36	59	9	28	312	11.1
2020-21 (ARK)	2	1	24	12.0	5	11	.455	4	8	.500	1	1	1.000	2	5	7	3.5	0	0	0	1	0	0	15	7.5
TOTAL	94	66	2502	26.6	322	766	.420	161	452	.356	200	296	.676	100	401	501	5.3	185	3	165	182	18	73	1005	10.7



DESI SILLS

Jr. | 6 | 6-2 | 200

Jonesboro, Ark | Jonesboro HS

3

@desills3

@desills3

- Voted Preseason All-SEC second team by the league's coaches
- Leads the team in scoring (16.5 ppg) and shooting an impressive 70.6% from the field —2nd-best on the team.

2020-21 HIGHLIGHTS:

- Scored 19 in the season opener, tying career high for FG made, going 8-of-10 from the field (2-of-3 3PT) ... Scored 12 in the second half, including seven to start the period as Arkansas out-scored MVSU 16-0 over the first 2:56 minutes.
- Had 14 versus North Texas in part due by going 5-of-8 at the free throw line.

- Born Dec. 29, 1998 in Jonesboro
- Parents: Desi and Shawna Sills
- 1 of 3 Hogs to play all 66 UA games over the last 2 yrs (w/ Adrio Bailey & Jalen Harris)
- "I have to be honest, I have to thank the quarantine because I fell out of love, the enjoyment of the game. I fell back in love with the game, the process and the grind."



- Has led his team in Pts 2x & Rbs 2x
- CAREER: Double-figure Pts:..... 24
- 20-pt gms: 3
- Gms with a 3PT FG: 39
- Gms with 3+ 3PT FG: 11
- Gms with 5+ Assists:..... 4

PERSONAL BESTS

POINTS

Season: 19 vs Mississippi Valley State (11/25/20)
 Career: 21 at Georgia (02/29/20)
 SEC: 21 at Georgia (02/29/20)

FG MADE

Season: 8 vs Mississippi Valley State (11/25/20)
 Career: 8 (2x) last vs Miss Valley State (11/25/20)
 SEC: 8 at Georgia (02/29/20)

FG ATTEMPTED

Season: 10 vs Mississippi Valley State (11/25/20)
 Career: 15 (2x) last vs Northern Kentucky (11/30/19)
 SEC: 14 at Tennessee (02/11/20)

3-POINT FG MADE

Season: 2 vs Mississippi Valley State (11/25/20)
 Career: 5 vs Vanderbilt (03/11/20)
 SEC: 4 (2x) last vs Mizzou (02/22/20)

3-PT FG ATTEMPTS

Season: 3 vs Mississippi Valley State (11/25/20)
 Career: 8 (2x) last at Tennessee (02/11/20)
 SEC: 8 at Tennessee (02/11/20)

FT MADE

Season: 5 vs North Texas (11/28/20)
 Career: 5 (4x) last vs North Texas (11/28/20)
 SEC: 5 (3x) last at Tennessee (02/11/20)

FT ATTEMPTED

Season: 6 vs North Texas (11/28/20)
 Career: 8 (4x) last vs LSU (03/04/20)
 SEC: 8 (4x) last vs LSU (03/04/20)

REBOUNDS

Season: 3 vs North Texas (11/28/20)
 Career: 7 vs Vanderbilt (01/15/20)
 SEC: 7 vs Vanderbilt (01/15/20)

ASSISTS

Season: 2 vs Mississippi Valley State (11/25/20)
 Career: 6 vs FIU (12/01/18)
 SEC: 5 vs LSU (01/12/19)

STEALS

Season: 3 vs Mississippi Valley State (11/25/20)
 Career: 4 vs Auburn (02/04/20)
 SEC: 4 vs Auburn (02/04/20)

BLOCKED SHOTS

Season: -
 Career: 1 (4x) last vs Valpo (12/21/19)
 SEC: --

MINUTES

Season: 36:31 vs Mississippi Valley State (11/25/20)
 Career: 40:50 vs Auburn (02/04/20)
 SEC: 40:50 vs Auburn (02/04/20)

DESI SILLS 2020-21 GAME STATS

Opponent	Date	GS	Min	FG	FGA	Pct	3FG	3A	Pct	FT	FTA	Pct	O	D	Tot	Avg	PF	FO	A	TO	Blk	Stl	Pts	Avg	
MISSISSIPPI VALLEY	11/25/20	*	19	8	10	.800	2	3	.667	1	1	1.000	1	1	2	2.0	0	0	2	0	0	3	19	19.0	
NORTH TEXAS	11/28/20	*	36	4	7	.571	1	3	.333	5	6	.625	0	3	3	2.5	2	0	1	5	0	1	14	16.5	
Totals			2	55	12	17	.706	3	6	.500	6	9	.667	1	4	5	2.5	2	0	3	5	0	4	33	16.5

DESI SILLS CAREER STATISTICS

Year	GP	GS	Min	Avg	FG	FGA	Pct	3FG	3FGA	Pct	FT	FTA	Pct	Off	Def	Tot	Avg	PF	FO	Ast	TO	Blk	Stl	Pts	Avg
2018-19	34	8	576	16.9	55	125	.440	29	63	.460	40	57	.702	12	31	43	1.3	68	2	58	53	0	21	179	5.3
2019-20	32	24	997	31.2	117	275	.425	47	143	.329	59	91	.648	20	75	95	3.0	96	4	39	44	5	30	340	10.6
2020-21	2	2	55	27.5	12	17	.706	3	6	.500	6	9	.667	1	4	5	2.5	2	0	3	5	0	4	33	16.5
TOTAL	68	34	1628	23.9	184	417	.441	79	212	.373	105	157	.669	33	110	143	2.1	166	6	100	102	5	55	552	8.1



**DAVONTE "DEVO"
DAVIS**

G / Fr. | 6-3 | 180

Jacksonville, Ark. | Jacksonville HS

4

@MrDevoBuckets
 @devofor3

- Born Sept. 24, 2001 in Jacksonville • Mother: Terrie Davis / Grandmother of Yvette Davis
- Consensus 4-star ... 2020 ADG Player of the Year ... 4x first team All-State
- Wants to open a zoo to educate people about animals ... biggest hobby is fishing.
- His dream team: LeBron James, Paul George, Kevin Garnett and Giannis Antetokounmpo

DAVONTE DAVIS 2020-21 GAME STATS

Opponent	Date	GS	Min	FG	FGA	Pct	3FG	3A	Pct	FT	FTA	Pct	O	D	Tot	Avg	PF	FO	A	TO	Blk	Stl	Pts	Avg
MISSISSIPPI VALLEY	11/25/20		12	2	5	.400	0	1	.000	1	1	1.000	1	2	3	3.0	1	0	2	1	0	0	5	5.0
NORTH TEXAS	1/28/20		DNP																					
Totals		0	12	2	5	.400	0	1	.000	1	1	1.000	1	2	3	3.0	1	0	2	1	0	0	5	5.0

PERSONAL BESTS

- POINTS**
Season: 5 vs Mississippi Valley State (11/25/20)
SEC:
- FG MADE**
Season: 2 vs Mississippi Valley State (11/25/20)
SEC:
- FG ATTEMPTED**
Season: 5 vs Mississippi Valley State (11/25/20)
SEC:
- 3-POINT FG MADE**
Season: -
SEC:
- 3-PT FG ATTEMPTS**
Season: 1 vs Mississippi Valley State (11/25/20)
SEC:
- FT MADE**
Season: 1 vs Mississippi Valley State (11/25/20)
SEC:
- FT ATTEMPTED**
Season: 1 vs Mississippi Valley State (11/25/20)
SEC:
- REBOUNDS**
Season: 3 vs Mississippi Valley State (11/25/20)
SEC:
- ASSISTS**
Season: 2 vs Mississippi Valley State (11/25/20)
SEC:
- STEALS**
Season: - vs Mississippi Valley State (11/25/20)
SEC:
- BLOCKED SHOTS**
Season: -
SEC:
- MINUTES**
Season: 11:38 vs Mississippi Valley State (11/25/20)
SEC:

DAVONTE DAVIS CAREER STATISTICS

Year	GP	GS	Min	Avg	FG	FGA	Pct	3FG	3FGA	Pct	FT	FTA	Pct	Off	Def	Tot	Avg	PF	FO	Ast	TO	Blk	Stl	Pts	Avg
2020-21	1	0	12	12.0	2	5	.400	0	1	.000	1	1	1.000	1	2	3	3.0	1	0	2	1	0	0	5	5.0



MOSES MOODY

G / Fr. | 6-6 | 205

Little Rock, Ark. | Montverde Acad.

5

@moses_moody3
 @moses.2m

- Born May 31, 2002 in Little Rock
- Consensus 4-star ... MaxPreps HM All-American
- Among incoming Frsh: Rated 37th by 247Sports, 42nd by ESPN and 53rd by Rivals
- Serves on Arkansas Athletics' African American S-A Leadership Council and SAAC.
- Parents: Kareem and Rona Moody

- Missed his first career free throw attempt but has made 15 straight since ... 18th in the NCAA / 2nd in the SEC on free throws made (15).
- Had three steals in each of the first two games ... Ranks 34th in the NCAA / 3rd in the SEC in steals (3.0 avg.)

2020-21 HIGHLIGHTS

- Scored 19 in his collegiate debut — making 9-of-10 from the free throw line ... Added three steals and had a team-best +57 in the plus/minus.

- Went 6-of-6 at the free throw line to score 11 points, adding three steals, versus North Texas.

CAREER: Double-figure Pts: 2
20-pt gms: -
Gms with a 3PT FG: 2
Gms with 3+ 3PT FG: -
Gms with 3+ Steals: 2

MOSES MOODY 2020-21 GAME STATS

Opponent	Date	GS	Min	FG	FGA	Pct	3FG	3A	Pct	FT	FTA	Pct	O	D	Tot	Avg	PF	FO	A	TO	Blk	Stl	Pts	Avg
MISSISSIPPI VALLEY	11/25/20	*	24	3	12	.250	1	6	.167	9	10	.900	2	1	3	3.0	3	0	2	0	0	3	16	16.0
NORTH TEXAS	11/28/20	*	29	2	9	.222	1	4	.250	6	6	1.000	1	1	2	2.5	1	0	1	1	1	3	11	13.5
Totals			53	5	21	.238	2	10	.200	15	16	.938	3	2	5	2.5	4	0	3	1	1	6	27	13.5

PERSONAL BESTS

- POINTS**
Season: 19 vs Mississippi Valley State (11/25/20)
SEC:
- FG MADE**
Season: 3 vs Mississippi Valley State (11/25/20)
SEC:
- FG ATTEMPTED**
Season: 12 vs Mississippi Valley State (11/25/20)
SEC:
- 3-POINT FG MADE**
Season: 1 (2x) last vs North Texas (11/28/20)
SEC:
- 3-PT FG ATTEMPTS**
Season: 6 vs Mississippi Valley State (11/25/20)
SEC:
- FT MADE**
Season: 9 vs Mississippi Valley State (11/25/20)
SEC:
- FT ATTEMPTED**
Season: 10 vs Mississippi Valley State (11/25/20)
SEC:
- REBOUNDS**
Season: 3 vs Mississippi Valley State (11/25/20)
SEC:
- ASSISTS**
Season: 2 vs Mississippi Valley State (11/25/20)
SEC:
- STEALS**
Season: 3 (2x) last vs North Texas (11/28/20)
SEC:
- BLOCKED SHOTS**
Season: 1 vs North Texas (11/28/20)
SEC:
- MINUTES**
Season: 28:58 vs North Texas (11/28/20)
SEC:

MOSES MOODY CAREER STATISTICS

Year	GP	GS	Min	Avg	FG	FGA	Pct	3FG	3FGA	Pct	FT	FTA	Pct	Off	Def	Tot	Avg	PF	FO	Ast	TO	Blk	Stl	Pts	Avg
2020-21	2	2	53	26.5	5	21	.238	2	10	.200	15	16	.938	3	2	5	2.5	4	0	3	1	1	6	27	13.5



JAYLIN WILLIAMS

Fr. | F | 6-10 | 245
Fort Smith, Ark. | Northside HS

10

@Jay_MWilliams_
@thejaylinwilliams_

2020-21 HIGHLIGHTS

• Had a game-high 10 rebounds, including eight defensively ... Just missed a double-double, scoring nine points (2-5 FG • 2-4 3PT)

- Born June 29, 2002 in Fort Smith
- Paents: Michael and Linda Williams
- Consensus 4-star ... 2020 Gatorade Arkansas Player of the Year ... Top state prospect by 247
- Among incoming Fresh: Rated 56th by Rivals, 85th by 247Sports and 91st by ESPN
- If he could play with any former Razorback it would be Patrick Beverley or Corliss Williamson

• Led his team in REBS 1
• CAREER: Double-figure Pts: -
Double-figure Rebs: 1
20-pt gms: 4
Gms with a 3PT Made. 1

JAYLIN WILLIAMS 2020-21 GAME STATS

Opponent	Date	GS	Min	FG	FGA	Pct	3FG	3A	Pct	FT	FTA	Pct	O	D	Tot	Avg	PF	FO	A	TO	Blk	Stl	Pts	Avg
MISSISSIPPI VALLEY	11/25/20		20	3	5	.600	2	4	.500	1	1	1.000	2	8	10	10.0	0	0	1	1	0	0	9	9.0
NORTH TEXAS	1/28/20		DNP																					
Totals		0	20	3	5	.600	2	4	.500	1	1	1.000	2	8	10	10.0	0	0	1	1	0	0	9	9.0

PERSONAL BESTS

- POINTS**
Season: 9 vs Mississippi Valley State (11/25/20)
SEC:
- FG MADE**
Season: 3 vs Mississippi Valley State (11/25/20)
SEC:
- FG ATTEMPTED**
Season: 5 vs Mississippi Valley State (11/25/20)
SEC:
- 3-POINT FG MADE**
Season: 2 vs Mississippi Valley State (11/25/20)
SEC:
- 3-PT FG ATTEMPTS**
Season: 4 vs Mississippi Valley State (11/25/20)
SEC:
- FT MADE**
Season: 1 vs Mississippi Valley State (11/25/20)
SEC:
- FT ATTEMPTED**
Season: 1 vs Mississippi Valley State (11/25/20)
SEC:
- REBOUNDS**
Season: 10 vs Mississippi Valley State (11/25/20)
SEC:
- ASSISTS**
Season: 1 vs Mississippi Valley State (11/25/20)
SEC:
- STEALS**
Season: - vs Mississippi Valley State (11/25/20)
SEC:
- BLOCKED SHOTS**
Season: -
SEC:
- MINUTES**
Season: 20:18 vs Mississippi Valley State (11/25/20)
SEC:

JAYLIN WILLIAMS CAREER STATISTICS

Year	GP	GS	Min	Avg	FG	FGA	Pct	3FG	3FGA	Pct	FT	FTA	Pct	Off	Def	Tot	Avg	PF	FO	Ast	TO	Blk	Stl	Pts	Avg
2020-21	1	0	20	20.0	3	5	.600	2	4	.500	1	1	1.000	2	8	10	10.0	0	0	1	1	0	0	9	9.0



JALEN TATE

Gr.Sr. | 6 | 6-6 | 175

Pickerington, Ohio | Northern Kentucky



11

@jtate_the_great

@jalen_tate11

- Born June 18, 1998 in Toledo, Ohio
- Parents: Jermaine and Jenice Tate
- Graduated from Northern Kentucky - Spring of 2020 - B.A. in organizational leadership
- Pursuing his master's in adult and lifelong learning at the University of Arkansas
- If he could play with any former Razorback it would be Patrick Beverley.

- Rated the 5th-best Graduate Transfer in the Nation by NBCSports.com — 8th-best by 247Sports.com — 10th-best by CBSSports.com and Stadium.com — 15th-best by ESPN.com.
- Scored 950 points at NKU — 37th in Norse history — and finished in the NKU top 20 for career assists (285), steals (129) and blocked shots (53) ... **Horizon League Defensive Player of the Year (2020)** — **3x Horizon League All-Defensive Team (2018, 2019, 2020)** — **All-Horizon League Third Team (2020)** — **Horizon League Tournament MVP (2020)** — **2x Horizon League All-Tournament Team (2019, 2020)** — **Horizon League All-Freshman Team (2018)**.

2020-21 HIGHLIGHTS:

- Only played 17 minutes in the opener, but had 12 points, 6 assists, five rebounds and a steal.
- Scored just two points versus North Texas, but was praised by Coach Muss for his play in the win ... Namely, shutdown reigning C-USA Player of the Year Javiion Hamlet to just 1-of-4 shooting from the field (0-0 from 3-point range) in 30 minutes.

DOUBLE-DOUBLES (2)		
SOPHOMORE (1)		
01/26/19 • MILWAUKEE	13 pts	10 reb
JUNIOR (1)		
01/31/20 • at Green Bay	17 pts	12 reb

- 36 pts to 1,000
- 49 rebs to 400
- 7 assists to 300
- Has led his team in Pts.....12x
- Has led his team in Rbs6x
- CAREER: Double-figure Pts:.....47
- 20-pt gms: 6
- Gms with 5+ Assists:.....22
- Gms with 3+ Steals:11

JALEN TATE 2020-21 GAME STATS																								
Opponent	Date	GS	Min	FG	FGA	Pct	3FG	3A	Pct	FT	FTA	Pct	O	D	Tot	Avg	PF	FO	A	TO	Blk	Stl	Pts	Avg
MISSISSIPPI VALLEY	11/25/20	*	17	4	7	.571	2	3	.667	2	3	.667	1	4	5	5.0	3	0	6	2	0	1	12	12.0
NORTH TEXAS	11/28/20	*	26	1	5	.200	0	0	.000	0	0	.000	2	2	4	4.5	4	0	2	3	0	1	2	7.0
Totals			43	5	12	.417	2	3	.667	2	3	.667	3	6	9	4.5	7	0	8	5	0	2	14	7.0

PERSONAL BESTS	
POINTS	
Season: 12	vs Mississippi Valley State (11/25/20)
Career: 31	vs IUPUI (02/14/20)
SEC:	
FG MADE	
Season: 4	vs Mississippi Valley State (11/25/20)
Career: 11	at Green Bay (02/14/20)
SEC:	
FG ATTEMPTED	
Season: 7	vs Mississippi Valley State (11/25/20)
Career: 19	at Green Bay (02/14/20)
SEC:	
3-PT FG MADE	
Season: 2	vs Mississippi Valley State (11/25/20)
Career: 4	at Green Bay (02/14/20)
SEC:	
3-PT FG ATT	
Season: 3	vs Mississippi Valley State (11/25/20)
Career: 5	at Green Bay (02/14/20)
SEC:	
FT MADE	
Season: 2	vs Mississippi Valley State (11/25/20)
Career: 10	vs Green Bay (03/09/20)
SEC:	
FT ATTEMPTED	
Season: 3	vs Mississippi Valley State (11/25/20)
Career: 15	vs Green Bay (03/09/20)
SEC:	
REBOUNDS	
Season: 5	vs Mississippi Valley State (11/25/20)
Career: 12	at Green Bay (01/31/20)
SEC:	
ASSISTS	
Season: 6	vs Mississippi Valley State (11/25/20)
Career: 10	vs Detroit Mercy (03/06/19)
SEC:	
STEALS	
Season: 1 (2x)	last vs North Texas (11/28/20)
Career: 6	vs IUPUI (02/14/20)
SEC:	
BLOCKED SHOTS	
Season: -	
Career: 3 (3x)	last at Detroit Mercy (01/05/19)
SEC:	
MINUTES	
Season: 26:24	vs North Texas (11/28/20)
Career: 36 (3x)	last vs Texas Tech (03/22/19)
SEC:	

* - Granted medical redshirt in 2016-17 due to injury																									
JALEN TATE CAREER STATISTICS																									
Year	GP	GS	Min	Avg	FG	FGA	Pct	3FG	3FGA	Pct	FT	FTA	Pct	Off	Def	Tot	Avg	PF	FO	Ast	TO	Blk	Stl	Pts	Avg
2016-17 (NKU)*	8		150	18.8	14	34	.418	1	10	.100	8	24	.333	4	12	16	2.0	24	1	13	10	2	7	37	4.6
2017-18 (NKU)	32	31	731	22.8	71	151	.470	6	28	.214	35	55	.634	9	63	72	2.3	102	3	65	37	19	44	183	5.7
2018-19 (NKU)	31	23	837	27.0	159	295	.539	24	59	.407	83	136	.610	30	106	136	4.4	92	1	128	76	21	37	425	13.7
2019-20 (NKU)	22	20	666	30.3	112	231	.485	8	44	.182	73	108	.676	34	84	118	5.4	66	1	79	60	11	41	305	13.9
2020-21 (ARK)	2	2	43	21.5	5	12	.417	2	3	.667	2	3	.667	3	6	9	4.5	7	0	8	5	0	2	14	7.0
TOTAL	95	84	2427	25.5	361	723	.499	41	144	.285	201	326	.617	80	271	351	3.7	291	6	293	188	53	131	964	10.1



KHALEN "KK" ROBINSON

Fr. | 6 | 6-0 | 175

Little Rock, Ark. | Oak Hill Academy

12

@onekrob2
@khal2n

- Born Aug. 7, 2001 in Little Rock
- Parents: Kelvin and Rheagan Robinson
- Consensus 4-star ... 3x first team All-State (2x in Ark. and once in Va.)
- Among incoming Frosh: Rated 36th by 247Sports, 62nd by Rivals and 79th by ESPN
- If he could play with any former Razorback it would be Daniel Gafford

2020-21 HIGHLIGHTS

- Scored 15 in collegiate debut (5-8 FG • 3-5 3PT) with three assists, three rebounds and a steal.

CAREER: Double-figure Pts:.....1
20-pt gms:.....-
Gms with a 3PT FG:.....1
Gms with 3+ 3PT FG:.....1
Gms with 3+ Assists:.....1

KHALEN ROBINSON 2020-21 GAME STATS

Opponent	Date	GS	Min	FG	FGA	Pct	3FG	3A	Pct	FT	FTA	Pct	O	D	Tot	Avg	PF	FO	A	TO	Blk	Stl	Pts	Avg
MISSISSIPPI VALLEY	11/25/20		18	5	8	.625	3	5	.600	2	2	1.000	0	2	2	2.0	0	0	3	1	0	1	15	15.0
NORTH TEXAS	11/28/20		6	0	1	.000	0	1	.000	2	2	1.000	0	0	0	1.0	1	0	0	0	0	0	2	8.5
Totals		0	24	5	9	.556	3	6	.500	4	4	1.000	0	2	2	1.0	1	0	3	1	0	1	17	8.5

PERSONAL BESTS

POINTS
 Season: 15 vs Mississippi Valley State (11/25/20)
 SEC:

FG MADE
 Season: 5 vs Mississippi Valley State (11/25/20)
 SEC:

FG ATTEMPTED
 Season: 8 vs Mississippi Valley State (11/25/20)
 SEC:

3-POINT FG MADE
 Season: 3 vs Mississippi Valley State (11/25/20)
 SEC:

3-PT FG ATTEMPTS
 Season: 5 vs Mississippi Valley State (11/25/20)
 SEC:

FT MADE
 Season: 2 (2x) vs North Texas (11/28/20)
 SEC:

FT ATTEMPTED
 Season: 2 (2x) vs North Texas (11/28/20)
 SEC:

REBOUNDS
 Season: 3 vs Mississippi Valley State (11/25/20)
 SEC:

ASSISTS
 Season: 3 vs Mississippi Valley State (11/25/20)
 SEC:


STEALS
 Season: 1 vs Mississippi Valley State (11/25/20)
 SEC:

BLOCKED SHOTS
 Season: -
 SEC:

MINUTES
 Season: 18:23 vs Mississippi Valley State (11/25/20)
 SEC:

KHALEN ROBINSON CAREER STATISTICS

Year	GP	GS	Min	Avg	FG	FGA	Pct	3FG	3FGA	Pct	FT	FTA	Pct	Off	Def	Tot	Avg	PF	FO	Ast	TO	Blk	Stl	Pts	Avg
2020-21	2	0	24	12.0	5	9	.556	3	6	.500	4	4	1.000	0	2	2	1.0	1	0	3	1	0	1	17	8.5



ABAYOMI "BAYBE" IYIOLA

R-Jr. | F | 6-9 | 230
Atlanta, Ga. | Stetson Univ.

22

@abosticall
baybe_iyiola

- Had knee (right) surgery in the summer ... Is slated to begin practicing with the team in January.
- Played two seasons at Stetson University, transferring to Arkansas for the 2019-20 season ... Originally from Nigeria but played all four years of high school at Greenforest Academy ... Led the Hatters in both scoring (10.8 avg.) and rebounding (7.6 avg.) in 2018-19 and was named to the 2018 ASUN All-Freshman team.

- Born: Jan. 20, 1998 in Ibadan, Nigeria
- Parents: Son of Lasisi and Alirat Iyiola
- Pronounced ah-BAH-yum-Mee EE-EE-oh-la ... Goes by Baybe (pronounced Bay-bey)
- In 2 yrs at Stetson, led the Hatters in scoring 10x and rebounding 38x
- Member of SAAC ... Had knee surgery in summer of 2020 and will be out until Jan. 2021

• 66 rebs to 400
• Has led his team in pts 10x & rbs 38x
• CAREER: Double-figure Pts:.....33
20-pt gms: 3
Double-figure Rebs: 14
Gms with 3+ Blks: 3

DOUBLE-DOUBLES (12)

SOPHOMORE (8)		
11/11/18	• at Missouri State	14 pts 11 reb
11/23/18	• VMI	^ 12 pts 13 reb
11/26/18	• at Bethune-Cookman	^ 16 pts 10 reb
12/05/18	• Western Illinois	22 pts 11 reb
01/27/19	• Lipscomb	12 pts 10 reb
02/02/19	• Kennesaw State	^ 15 pts 11 reb
02/05/19	• at Liberty	^ 16 pts 12 reb
02/26/19	• at North Florida	16 pts 13 reb

^ - back-to-back games

FRESHMAN (4)		
11/10/17	• Webber International	21 pts 13 reb
01/13/18	• USC Upstate	12 pts 11 reb
02/10/18	• at NJIT	12 pts 11 reb
02/26/18	• at Lipscomb	18 pts 10 reb

ABAYOMI IYIOLA 2020-21 GAME STATS																
Opponent	Date	GS	Min	FG	FGA	Pct	3FG	3A	Pct	FT	FTA	Pct	O	D	Tot	Avg
MISSISSIPPI VALLEY	11/25/20		DNP-INJ													
NORTH TEXAS	1/28/20		DNP-INJ													
Totals																

PERSONAL BESTS

POINTS
Season:
Career: 40 vs Florida Memorial (11/21/18)
SEC:

FG MADE
Season:
Career: 16 vs Florida Memorial (11/21/18)
SEC:

FG ATTEMPTED
Season:
Career: 23 at NC State (12/22/17)
SEC:

3-POINT FG MADE
Season:
Career: 5 (6x) last vs FGCU (03/01/19)
SEC:

3-PT FG ATTEMPTS
Season:
Career: 14 vs FGCU (03/01/19)
SEC:

FT MADE
Season:
Career: 6 (5x) last at North Florida (01/24/19)
SEC:

FT ATTEMPTED
Season:
Career: 9 vs Bethune-Cookman (11/30/17)
SEC:

REBOUNDS
Season:
Career: 14 vs Stetson (01/30/19)
SEC:

ASSISTS
Season:
Career: 10 at Kennesaw State (01/09/19)
SEC:

STEALS
Season:
Career: 5 (2x) at FGCU (02/02/19)
SEC:

BLOCKED SHOTS
Season:
Career: 3 (3x) last vs North Florida (02/20/19)
SEC:

MINUTES
Season:
Career: 46 vs Gardner-Webb (11/26/17)
SEC:

ABAYOMI IYIOLA CAREER STATISTICS																									
Year	GP	GS	Min	Avg	FG	FGA	Pct	3FG	3FGA	Pct	FT	FTA	Pct	Off	Def	Tot	Avg	PF	FO	Ast	TO	Blk	Stl	Pts	Avg
2017-18 (STET)	32	8	616	19.3	139	268	.519	0	3	.000	44	65	.677	77	122	199	6.2	97	3	5	35	21	16	322	10.1
2018-19 (STET)	31	31	709	22.9	135	279	.484	1	8	.125	63	86	.733	85	150	235	7.6	88	3	14	40	37	30	334	10.8
2019-20 - REDSHIRTED																									
2020-21 (ARK)																									
TOTAL	63	39	1325	21.0	274	547	.501	1	11	.091	107	151	.709	162	272	434	6.9	185	6	19	75	58	46	656	10.4



CONNOR VANOVER

R-So. | F | 7-3 | 247
Little Rock, Ark. | California

23

@Vanover_Connor
@cv_23

- Born: June 23, 1999 in Little Rock
- Parents: Chris and Robyn Vanover
- Mother played for UA women's basketball (1986-89) and led team in blocked shots 3x
- Has two older brothers, twins Brandon (7-0) and Justin (7-1)
- Rated the 44th-best "Sit-Out" Transfer in the Nation by ESPN.com

- **Rated the 44th-best "Sit-Out" Transfer in the Nation by ESPN.com for the 2020-21 season.**
- Played one season at Cal ... Finished freshman season strong, averaged 12.8 points and 5.0 rebounds over his final 10 games ... Included in the 10-game span was a career-high 24 points versus Stanford and eight boards against Southern California ... Led the team with 35 blocked shots and shot 35.5 percent from 3-point range (27-of-76).
- 4th in the NCAA in blocked shots (4.5 avg.) • 8th in the NCAA in defensive rebs (9.5) • 12th in the NCAA in rebs (12.0)

2020-21 HIGHLIGHTS:

- Had a game-high 23 points — one shy of his career high — and tied a then career-high with eight rebounds ... Drained 4-of-5 from 3-point range and added three blocked shots ... 23 pts ties for 3rd-best production by a Razorback in his debut since 1980.
- Only scored six points, but had a **career-high 16 rebounds** and **tied his career-high with six blocked shots** ... Only Razorback on record to have as many as 16 rebounds and six blocked shots in a game ... Only SEC player to have 16 and 6 since in a game since Kentucky's Anthony Davis had 16 and 6 (ironically with just six points too) in the 2012 national championship game.

• Led his team in pts	2x
• Led his team in rebs	4x
• CAREER: Double-figure Pts:	11
Double-figure rebs:	1
20-pt gms:	2
Gms with a 3 PT FG:	17
Gms with 3+ 3PT FG:	2
Gms with 3+ Blks:	7

CONNOR VANOVER 2020-21 GAME STATS

Opponent	Date	GS	Min	FG	FGA	Pct	3FG	3A	Pct	FT	FTA	Pct	O	D	Tot	Avg	PF	FO	A	TO	Blk	Stl	Pts	Avg	
MISSISSIPPI VALLEY	11/25/20		19	8	11	.727	4	5	.800	3	3	1.000	3	5	8	8.0	0	0	0	0	3	0	23	23.0	
NORTH TEXAS	11/28/20	*	34	3	4	.750	0	1	.000	0	0	.000	2	14	16	12.0	2	0	2	2	6	0	6	14.5	
Totals			1	53	11	15	.733	4	6	.667	3	3	1.000	5	19	24	12.0	2	0	2	2	9	0	29	14.5

PERSONAL BESTS

POINTS	Season: 23 vs Mississippi Valley State (11/25/20)
Career: 24 at Stanford (03/07/19)	SEC:
FG MADE	Season: 8 vs Mississippi Valley State (11/25/20)
Career: 9 at Stanford (03/07/19)	SEC:
FG ATTEMPTED	Season: 11 vs Mississippi Valley State (11/25/20)
Career: 15 vs Washington (02/28/19)	SEC:
3-POINT FG MADE	Season: 4 vs Mississippi Valley State (11/25/20)
Career: 5 at Stanford (03/07/19)	SEC:
3-PT FG ATTEMPTS	Season: 5 vs Mississippi Valley State (11/25/20)
Career: 7 (2x) last vs Colorado (03/13/19)	SEC:
FT MADE	Season: 3 vs Mississippi Valley State (11/25/20)
Career: 3 (2x) last vs Miss Valley State (11/25/20)	SEC:
FT ATTEMPTED	Season: 3 vs Mississippi Valley State (11/25/20)
Career: 4 (2x) last vs UCLA (02/13/19)	SEC:
REBOUNDS	Season: 16 vs North Texas (11/28/20)
Career: 16 vs North Texas (11/28/20)	SEC:
ASSISTS	Season: 2 vs North Texas (11/28/20)
Career: 2 (2x) last vs North Texas (11/28/20)	SEC:
STEALS	Season: -
Career: 2 vs Arizona (01/12/19)	SEC:
BLOCKED SHOTS	Season: 6 vs North Texas (11/28/20)
Career: 6 (2x) last vs North Texas (11/28/20)	SEC:
MINUTES	Season: 34:05 vs North Texas (11/28/20)
Career: 34:05 vs North Texas (11/28/20)	SEC:

CONNOR VANOVER CAREER STATISTICS

Year	GP	GS	Min	Avg	FG	FGA	Pct	3FG	3FGA	Pct	FT	FTA	Pct	Off	Def	Tot	Avg	PF	FO	Ast	TO	Blk	Stl	Pts	Avg
2018-19 (CAL)	28	15	491	17.5	83	177	.469	27	76	.355	16	24	.667	21	62	83	3.0	38	2	5	18	35	7	209	7.5
2020-21 - REDSHIRTED																									
2020-21 (ARK)	2	1	53	26.5	11	15	.733	4	6	.667	3	3	1.000	5	19	24	12.0	2	0	2	2	9	0	29	14.5
TOTAL	30	16	544	18.1	94	192	.490	31	82	.378	19	27	.704	26	81	107	3.6	40	2	7	20	44	7	238	7.9



ETHAN HENDERSON

Jr. | F | 6-8 | 210

Little Rock, Ark. | Parkview Magnet HS

24

@kvng44

@kvng44

- Born: Feb. 14, 2000 in Little Rock
- His ultimate pick-up game would be his team (with Kobe, LeBron, Shaq & Kyrie) vs. Stephen, Magic, Stockton, The Admiral & Kareem.
- If he could play with any former Razorback it would be Scottie Thurman.

Parents: Eric and Eileen Henderson

• Even though he didn't see playing time versus North Texas, won the team's "Team-Player of the Game" for his energy on the bench.

• Led Razorbacks in rebs.....2x
• CAREER: Double-figure Pts:.....1

ETHAN HENDERSON 2020-21 GAME STATS

Opponent	Date	GS	Min	FG	FGA	Pct	3FG	3A	Pct	FT	FTA	Pct	O	D	Tot	Avg	PF	FO	A	TO	Blk	Stl	Pts	Avg
MISSISSIPPI VALLEY	11/25/20		7	1	1	1.000	0	0	.000	0	0	.000	2	1	3	3.0	1	0	0	0	1	0	2	2.0
NORTH TEXAS	1/28/20		DNP																					
Totals			0	7	1	1.000	0	0	.000	0	0	.000	2	1	3	3.0	1	0	0	0	1	0	2	2.0

PERSONAL BESTS

POINTS

Season: 2 vs Mississippi Valley State (11/25/20)
Career: 10 vs LSU (03/04/20)
SEC: 10 vs LSU (03/04/20)

FG MADE

Season: 1 vs Mississippi Valley State (11/25/20)
Career: 3 (3x) last vs LSU (03/04/20)
SEC: 3 (2x) last vs LSU (03/04/20)

FG ATTEMPTED

Season: 1 vs Mississippi Valley State (11/25/20)
Career: 6 at Providence (03/19/19)
SEC: 4 at Florida (02/18/20)

3-POINT FG MADE

Career: ---

3-PT FG ATTEMPTS

Career: ---

FT MADE

Season: -
Career: 4 vs LSU (03/04/20)
SEC: 4 vs LSU (03/04/20)

FT ATTEMPTED

Season: -
Career: 9 vs LSU (03/04/20)
SEC: 9 vs LSU (03/04/20)

REBOUNDS

Season: 3 vs Mississippi Valley State (11/25/20)
Career: 9 vs Tennessee (02/26/20)
SEC: 9 vs Tennessee (02/26/20)

ASSISTS

Season: -
Career: 2 at Texas A&M (03/07/20)
SEC: 2 at Texas A&M (03/07/20)

STEALS

Season: -
Career: 2 at Tennessee (01/15/19)
SEC: 2 at Tennessee (01/15/19)

BLOCKED SHOTS

Season: 1 vs Mississippi Valley State (11/25/20)
Career: 4 at Texas A&M (03/07/20)
SEC: 4 at Texas A&M (03/07/20)

MINUTES

Season: 7:10 vs Mississippi Valley State (11/25/20)
Career: 29:53 vs Tennessee (02/26/20)
SEC: 29:53 vs Tennessee (02/26/20)

ETHAN HENDERSON CAREER STATISTICS

Year	GP	GS	Min	Avg	FG	FGA	Pct	3FG	3FGA	Pct	FT	FTA	Pct	Off	Def	Tot	Avg	PF	FO	Ast	TO	Blk	Stl	Pts	Avg
2018-19	12	0	51	4.3	5	10	.500	0	0	.000	1	3	.333	3	9	12	1.0	6	0	1	3	2	3	11	0.9
2019-20	20	6	184	9.2	12	21	.571	0	0	.000	7	17	.412	16	30	46	2.3	32	1	4	2	16	4	31	1.6
2020-21	1	0	7	7.0	1	1	1.000	0	0	.000	0	0	.000	2	1	3	3.0	1	0	0	0	1	0	2	2.0
TOTAL	33	6	242	7.3	18	32	.563	0	0	.000	8	20	.400	21	40	61	1.8	39	1	5	5	19	7	44	1.3

ARKANSAS RAZORBACKS

2020-21 COMBINED REPORT

RECORD:	OVERALL	HOME	AWAY	NEUTRAL
ALL GAMES	2-0	2-0	0-0	0-0
CONFERENCE	0-0	0-0	0-0	0-0
NON-CONFERENCE	2-0	2-0	0-0	0-0

#	Player	GPGS	Min	Avg	• TOTAL •			• 3-PTS •			• REBOUNDS •				PFFO	A	TO	Blk	Stl	Pts	Avg						
					FG	FGA	Pct	3FG	FGA	Pct	FT	FTA	Pct	Off								Def	Tot	Avg			
03	Desi Sills	2	2	55	27.5	12	17	.706	3	6	.500	6	9	.667	1	4	5	2.5	2	0	3	5	0	4	33	16.5	
00	Justin Smith	2	2	56	28.0	13	22	.591	2	3	.667	3	9	.333	6	4	10	5.0	2	0	3	2	1	6	31	15.5	
23	Connor Vanover	2	1	53	26.5	11	15	.733	4	6	.667	3	3	1.000	5	19	24	12.0	2	0	2	2	9	0	29	14.5	
01	JD Notae	2	0	48	24.0	9	21	.429	4	13	.308	7	12	.583	4	7	11	5.5	6	0	10	4	0	1	29	14.5	
05	Moses Moody	2	2	53	26.5	5	21	.238	2	10	.200	15	16	.938	3	2	5	2.5	4	0	3	1	1	6	27	13.5	
12	Khalen Robinson	2	0	24	12.0	5	9	.556	3	6	.500	4	4	1.000	0	2	2	1.0	1	0	3	1	0	1	17	8.5	
02	Vance Jackson Jr.	2	1	24	12.0	5	11	.455	4	8	.500	1	1	1.000	2	5	7	3.5	0	0	0	1	0	0	15	7.5	
11	Jalen Tate	2	2	43	21.5	5	12	.417	2	3	.667	2	3	.667	3	6	9	4.5	7	0	8	5	0	2	14	7.0	
10	Jaylin Williams	1	0	20	20.0	3	5	.600	2	4	.500	1	1	1.000	2	8	10	10.0	0	0	1	1	0	0	9	9.0	
04	Davonte Davis	1	0	12	12.0	2	5	.400	0	1	.000	1	1	1.000	1	2	3	3.0	1	0	2	1	0	0	5	5.0	
24	Ethan Henderson	1	0	7	7.0	1	1	1.000	0	0	.000	0	0	.000	2	1	3	3.0	1	0	0	0	1	0	2	2.0	
13	Emeka Obukwelu	1	0	3	3.0	0	1	.000	0	1	.000	0	0	.000	0	1	1	1.0	0	0	1	0	0	0	0	0.0	
33	Bryson Morehead	1	0	1	1.0	0	1	.000	0	1	.000	0	0	.000	0	0	0	0.0	0	0	0	0	0	0	0	0.0	
14	Brandon Kimble	1	0	1	1.0	0	0	.000	0	0	.000	0	0	.000	0	1	1	1.0	0	0	0	0	0	0	0	0.0	
TEAM.....																											
ARKANSAS.....		2				71	141	.504	26	62	.419	43	59	.729	32	66	98	49.0	26	0	36	23	12	20	211	105.5	
Opponents.....		2				44	130	.338	15	52	.288	13	19	.684	21	48	69	34.5	43	-	22	37	8	8	116	58.0	

Team Statistics	ARK	OPP
SCORING	211	116
Points per game	105.5	58.0
Scoring margin	+47.5	-
FIELD GOALS-ATT	71-141	44-130
Field goal pct	.504	.338
3 POINT FG-ATT	26-62	15-52
3-point FG pct	.419	.288
3-pt FG made per game	13.0	7.5
FREE THROWS-ATT	43-59	13-19
Free throw pct	.729	.684
F-Throws made per game	21.5	6.5
REBOUNDS	98	69
Rebounds per game	49.0	34.5
Rebounding margin	+14.5	-
ASSISTS	36	22
Assists per game	18.0	11.0
TURNOVERS	23	37
Turnovers per game	11.5	18.5
Turnover margin	+7.0	-
Assist/turnover ratio	1.6	0.6
STEALS	20	8
Steals per game	10.0	4.0
BLOCKS	12	8
Blocks per game	6.0	4.0
ATTENDANCE	8800	0
Home games-Avg/Game	2-4400	0-0
Neutral site-Avg/Game	-	0-0

Date	Opponent	Result	Score	Attend
11/25/20	MISSISSIPPI VALLEY	W	142-62	4400 #
11/28/20	NORTH TEXAS	W	69-54	4400 #

* = SEC game % = SEC/Big 12 Challenge
 ^ = SEC Tournament (Nashville, Tenn.)
 # - Sellout

SCORE BY PERIODS:	1st	2nd	OT	Total
Arkansas	99	112	-	211
Opponents	57	59	-	116

ARKANSAS RAZORBACKS

2020-21 SEASON RESULTS & LEADERS

RECORD:	OVERALL	HOME	AWAY	NEUTRAL
ALL GAMES	2-0	2-0	0-0	0-0
CONFERENCE	0-0	0-0	0-0	0-0
NON-CONFERENCE	2-0	2-0	0-0	0-0

DATE	TIME (CT)	OPPONENT	TV	RESULT	ATTEND	RECORD (SEC)	HIGH POINTS	HIGH REBOUNDS
11/25/20	6:30 pm	MISSISSIPPI VALLEY	SEC Network Plus	W 142-62	4400	1-0 --	(23)Connor Vanover	(10)Jaylin Williams
11/28/20	6:30 pm	NORTH TEXAS	SEC Network Plus	W 69-54	4400	2-0 --	(18)Justin Smith	(16)Connor Vanover

Home Games in CAPS | * - Southeastern Conference game | % - Big 12/SEC Challenge | ^ - SEC Tournament (Nashville, Tenn. - Bridgestone Arena)

ATTENDANCE SUMMARY	GAMES	TOTALS	AVG/GAME
HOME	2	8800	4400
AWAY	0	0	0
NEUTRAL	0	0	0
TOTAL	2	8800	4400

ARKANSAS RAZORBACKS

2020-21 SEASON STATISTICS • ALL GAMES

RECORD:	OVERALL	HOME	AWAY	NEUTRAL
ALL GAMES	2-0	2-0	0-0	0-0
CONFERENCE	0-0	0-0	0-0	0-0
NON-CONFERENCE	2-0	2-0	0-0	0-0

#	Player	GP	GS	• TOTAL •			• 3-PTS •			• REBOUNDS •				PF	FO	A	TO	Blk	St	Pts	Avg					
				Min	Avg	FG	FGA	Pct	3FG	FGA	Pct	FT	FTA									Pct	Off	Def	Tot	Avg
3	Desi Sills	2	2	55	27.5	12	17	.706	3	6	.500	6	9	.667	1	4	5	2.5	2	0	3	5	0	4	33	16.5
0	Justin Smith	2	2	56	28.0	13	22	.591	2	3	.667	3	9	.333	6	4	10	5.0	2	0	3	2	1	6	31	15.5
23	Connor Vanover	2	1	53	26.5	11	15	.733	4	6	.667	3	3	1.000	5	19	24	12.0	2	0	2	2	9	0	29	14.5
1	JD Notae	2	0	48	24.0	9	21	.429	4	13	.308	7	12	.583	4	7	11	5.5	6	0	10	4	0	1	29	14.5
5	Moses Moody	2	2	53	26.5	5	21	.238	2	10	.200	15	16	.938	3	2	5	2.5	4	0	3	1	1	6	27	13.5
12	Khalen Robinson	2	0	24	12.0	5	9	.556	3	6	.500	4	4	1.000	0	2	2	1.0	1	0	3	1	0	1	17	8.5
2	Vance Jackson Jr.	2	1	24	12.0	5	11	.455	4	8	.500	1	1	1.000	2	5	7	3.5	0	0	0	1	0	0	15	7.5
11	Jalen Tate	2	2	43	21.5	5	12	.417	2	3	.667	2	3	.667	3	6	9	4.5	7	0	8	5	0	2	14	7.0
10	Jaylin Williams	1	0	20	20.0	3	5	.600	2	4	.500	1	1	1.000	2	8	10	10.0	0	0	1	1	0	0	9	9.0
4	Davonte Davis	1	0	12	12.0	2	5	.400	0	1	.000	1	1	1.000	1	2	3	3.0	1	0	2	1	0	0	5	5.0
24	Ethan Henderson	1	0	7	7.0	1	1	1.000	0	0	.000	0	0	.000	2	1	3	3.0	1	0	0	0	1	0	2	2.0
13	Emeka Obukwelu	1	0	3	3.0	0	1	.000	0	1	.000	0	0	.000	0	1	1	1.0	0	0	1	0	0	0	0	0.0
33	Bryson Morehead	1	0	1	1.0	0	1	.000	0	1	.000	0	0	.000	0	0	0	0.0	0	0	0	0	0	0	0	0.0
14	Brandon Kimble	1	0	1	1.0	0	0	.000	0	0	.000	0	0	.000	0	1	1	1.0	0	0	0	0	0	0	0	0.0
TEAM.....															3	4	7	3.5	0		0				0	
ARKANSAS.....		2				71	141	.504	26	62	.419	43	59	.729	32	66	98	49.0	26	0	36	23	12	20	211	105.5
Opponents.....		2				44	130	.338	15	52	.288	13	19	.684	21	48	69	34.5	43	-	22	37	8	8	116	58.0

SCORE BY PERIODS:	1st	2nd	Total
Arkansas	99	112	211
Opponents	57	59	116

DEADBALL REBOUNDS:	OFF	DEF	TOTAL
Arkansas	6	2	8
Opponents	3	0	3

2019-20 RAZORBACK GAME-BY-GAME STATISTICS

Opponent	Date	Score	W/L	• TOTAL •			• 3-PTRS •			FT			• REBOUNDS •				PF	A	TO	Blk	Stl	Pts	Avg
				FG	FGA	Pct	3FG	FGA	Pct	FT	FTA	Pct	Off	Def	Tot	Avg							
MISSISSIPPI VALLEY	11/25/20	142-62	W	48	86	.558	20	40	.500	26	33	.788	20	38	58	58.0	12	26	7	4	11	142	142.0
NORTH TEXAS	11/28/20	69-54	W	23	55	.418	6	22	.273	17	26	.654	12	28	40	49.0	14	10	16	8	9	69	105.5
Arkansas		211		71	141	.504	26	62	.419	43	59	.729	32	66	98	49.0	26	36	23	12	20	211	105.5
Opponents		116		44	130	.338	15	52	.288	13	19	.684	21	48	69	34.5	43	22	37	8	8	116	58.0

Games played: 2
 Points/game: 105.5
 FG Pct: 50.4
 3FG Pct: 41.9
 FT Pct: 72.9

Rebounds/game: 49.0
 Assists/game: 18.0
 Turnovers/game: 11.5
 Assist/turnover ratio: 1.6
 Steals/game: 10.0
 Blocks/game: 6.0

2019-20 OPPONENT GAME-BY-GAME STATISTICS

Opponent	Date	Score	W/L	• TOTAL •			• 3-PTRS •			FT			• REBOUNDS •				PF	A	TO	Blk	Stl	Pts	Avg
				FG	FGA	Pct	3FG	FGA	Pct	FT	FTA	Pct	Off	Def	Tot	Avg							
MISSISSIPPI VALLEY	11/25/20	142-62	W	23	72	.319	13	39	.333	3	6	.500	11	22	33	33.0	26	12	21	6	3	62	62.0
NORTH TEXAS	11/28/20	69-54	W	21	58	.362	2	13	.154	10	13	.769	10	26	36	34.5	17	10	16	2	5	54	58.0
Opponents		116		44	130	.338	15	52	.288	13	19	.684	21	48	69	34.5	43	22	37	8	8	116	58.0
Arkansas		211		71	141	.504	26	62	.419	43	59	.729	32	66	98	49.0	26	36	23	12	20	211	105.5

Games played: 2

Points/game: 58.0

FG Pct: 33.8

3FG Pct: 28.8

FT Pct: 68.4

Rebounds/game: 34.5

Assists/game: 11.0

Turnovers/game: 18.5

Assist/turnover ratio: 0.6

Steals/game: 4.0

Blocks/game: 4.0

ARKANSAS RAZORBACKS

2020-21 GAME-BY-GAME POINTS-ASSISTS-REBOUNDS

Opponent	Date	Score	WL	0	1	2	3	4	5	10	11	12	13	14	22	23	24	33
				Smith	Notae	Jackson	Sills	Davis	Moody	Williams	Tate	Robinson	Obukwelu	Kimble	Iyiola	Vanover	Henderson	Morehead
MVSU	11/25/20	142-62	W	13-4-2	13-5-7	15-7-0	19-2-2	5-3-2	16-3-2	9-10-1	12-5-6	15-2-3	0-1-1	0-1-0	DNP-Inj	23-8-0	2-3-0	0-0-0
UNT	11/28/20	69-54	W	18-6-1	16-6-3	0-0-0	14-3-1	DNP	11-2-1	DNP	2-4-2	2-0-0	DNP	DNP	DNP-Inj	6-16-2	DNP	DNP

ARKANSAS RAZORBACKS

2020-21 STARTING LINEUPS

Date	Opponent	1st SUB(S)						Outcome	RECORD BY LINEUP:						RECORD BY STARTER		
Nov. 25	Miss Valley St	Tate	Sills	Moody	Smith	Jackson	Notae / Williams	W, 142-62	Tate	Sills	Moody	Smith	Jackson	1-0	Tate	2	2-0
Nov. 28	North Texas	Tate	Sills	Moody	Smith	Vanover	Robinson	W, 69-54	Tate	Sills	Moody	Smith	Vanover	1-0	Sills	2	2-0

RECORD BY STARTER		
Tate	2	2-0
Sills	2	2-0
Moody	2	2-0
Smith	2	2-0
Jackson	1	1-0
Vanover	1	1-0

RECORD BY 1ST SUB (including ties)		
Notae	1	1-0
Williams	1	1-0
Robinson	1	1-0

ARKANSAS RAZORBACKS

2020-21 SPECIALTY STATS (ARKANSAS/OPPONENT)

Opponent	Pts in Paint	Pts Off TO	2nd Chance	Fast Break	Bench	Ties	Lead Chng	Ark Largest Lead	Best Ark Run	Opp Largest Lead	Best Opp Run	Ark Led	Opp Opp	Gm Tied
MISS VALLEY St	56 / 16	43 / 5	32 / 9	24 / 15	67 / 17	0	2	80 2:08 2nd	28-0	1 19:20 1st	8-0	37:56	1:54	0:10
NORTH TEXAS	26 / 34	20 / 11	14 / 4	14 / 12	18 / 18	3	0	20 16:11 2nd	10-0	- - -	9-0	36:51	0:00	3:09

DEFLECTIONS *(Arkansas career Only)*

Player	18-19	19-20	20-21	Career
Davis	-	-	0	0
Henderson	7	30	1	38
Iyiola	-	-	-	-
Jackson	-	-	1	1
Moody	-	-	4	4
Notae	-	-	2	2
Robinson	-	-	1	1
Sills	60	82	1	149
Smith	-	-	9	13
Tate	-	-	3	5
Vanover	-	-	8	11
Williams	-	-	1	1

CHARGES DRAWN *(Arkansas career Only)*

Player	17-18	18-19	19-20	20-21	Career
Davis	-	-	-	0	0
Henderson	-	0	1	0	1
Iyiola	-	-	-	-	-
Jackson	-	-	-	0	0
Moody	-	-	-	0	0
Notae	-	-	-	0	0
Robinson	-	-	-	0	0
Sills	-	3	5	0	8
Smith	-	-	-	0	0
Tate	-	-	-	0	0
Vanover	-	-	-	0	0
Williams	-	-	-	1	1

DUNKS *(Arkansas career Only)*

Player	17-18	18-19	19-20	20-21	Career
Davis	-	-	-	0	0
Henderson	-	2	7	1	10
Iyiola	-	-	-	-	-
Jackson	-	-	-	0	0
Moody	-	-	-	1	1
Notae	-	-	-	0	0
Robinson	-	-	-	0	0
Sills	-	1	2	3	6
Smith	-	-	-	3	3
Tate	-	-	-	0	0
Vanover	-	-	-	2	2
Williams	-	-	-	0	0

MOST IN A GAME 2020-21:

- 9 Smith (UNT)
- 8 Vanover (UNT)
- 6 Sills (MVSU)

ARKANSAS RAZORBACKS

202-210 GAME HIGHS IN...

Opponent	DATE	SCORE	RESULT	POINTS	REBOUNDS	ASSISTS	STEALS	BLOCKED SHOTS
MISSISSIPPI VALLEY	11/25/20	142-62	W	23-Connor Vanover	10-Jaylin Williams	7-JD Notae	3-Desi Sills Moses Moody Justin Smith	3-Connor Vanover
NORTH TEXAS	11/28/20	69-54	W	18-Justin Smith	16-Connor Vanover	3-JD Notae	3-Justin Smith Moses Moody	6-Connor Vanover

LED TEAM IN POINTS (including ties)	
Smith	1
Vanover	1

LED TEAM IN REBS (including ties)	
Vanover	1
Williams	1

LED TEAM IN ASSISTS (including ties)	
Notae	2

LED TEAM IN STEALS (including ties)	
Moody	2
Smith	2
Sills	1

LED TEAM IN BLKS (including ties)	
Vanover	2

LAST TIME AN ARKANSAS PLAYER...

• SCORING •

Scored 25 Points: 26 Mason Jones & Isaiah Joe at Georgia (02/29/29)
 Scored 30 Points: 30 Mason Jones at Texas A&M (03/07/20)
 Scored 40 Points: 40 Mason Jones vs Auburn (02/04/20)
 Scored 50 Points: 51 Rotnei Clarke vs. Alcorn State (11/13/09)
RECORD: 51 Rotnei Clarke vs. Alcorn State (11/13/09)

• FIELD GOALS MADE •

Made 15 Field Goals: 15 (15-21) Rotnei Clarke vs. Alcorn State (11/13/09)
 Made 20 Field Goals: 20 (2-30) Dean Tolson vs. Texas A&M (03/02/74)
RECORD: 20 (20-30) Dean Tolson vs. Texas A&M (03/02/74)

• FIELD GOALS ATTEMPTED •

Attempted 20 Field Goals: 24 (12-24) Mason Jones vs Auburn (02/04/20)
 Attempted 25 Field Goals: 26 (9-26) Courtney Fortson at Mississippi State (01/14/10)
RECORD: 30 (20-30) Dean Tolson vs. Texas A&M (03/02/74)

• FIELD GOAL PERCENTAGE •

Shot 100% FG (Min. 7 att): Daniel Gafford (7-7) at Texas Tech (01/26/19)
RECORD (min 8 att): 100% 8x - Best: Daryll Saulsberry (10-10) 1975

• 3-POINTERS MADE •

Made 7 3-pointers: 8 (8-11) Mason Jones at Texas A&M (03/07/20)
 Made 10 3-pointers: 10 (10-13) by Isaiah Joe vs. FIU (12/01/18)
 Made 11-Plus 3-pointers: 13 (13-17) by Rotnei Clarke vs. Alcorn State (11/13/09)
RECORD: 13 (13-17) by Rotnei Clarke vs. Alcorn State (11/13/09) (SEC record)

• 3-POINTERS ATTEMPTED •

Attempted 15 3-Pointers: 15 (6-15) Isaiah Joe at Texas A&M (03/07/20)
 Attempted 20 3-Pointers: 24 (10-24) Pat Bradley vs. North Texas (12/30/98)
RECORD: 24 (10-24) Pat Bradley vs. North Texas (12/30/98) (SEC record)

• FREE THROWS MADE •

Made 10 Free Throws: 12 Mason Jones (12-14) vs LSU (03/04/20)
 Made 15 Free Throws: 18 (18-21) Mason Jones vs Mississippi State (02/15/20)
 Made 20 Plus Free Throws: 22 (22-24) Martin Terry vs. Texas A&M (01/22/72)
RECORD: 22 (22-24) by Martin Terry vs. Texas A&M (01/22/72)

• FREE THROWS ATTEMPTED •

Attempted 15 Free Throws: 15 (12-15) Mason Jones vs Tennessee (02/26/20)
 Attempted 20 Free Throws: 21 (18-21) Mason Jones vs Miss State (02/15/20)
 Attempted 24 Plus Free Throws: 24 (22-24) Martin Terry vs. Texas A&M (01/22/72)
RECORD: 24 (22-24) Martin Terry vs. Texas A&M (01/22/72)

• FREE THROW PERCENTAGE •

Shot 100% FT (min 10 att): 12-12 Isaiah Joe vs Tennessee (02/26/20)
RECORD (min. 11 att): 9x - Best: Tommy Boyer (18-18) in 1963

• REBOUNDS •

Grabbed 10-14 Rebounds: 10 Jaylin Williams vs Miss Valley St (11/25/20)
Grabbed 15-20 Rebounds: 16 Connor Vanover vs North Texas (11/28/20)
 Grabbed 20-Plus Rebounds: 23 Nick Davis vs. Jackson State (11/21/97)
RECORD: 23 by Nick Davis vs. Jackson State (11/21/97)
 • Grabbed 10 Offensive Rebounds: 10 Bobby Portis vs. LSU (03/07/15)
• Grabbed 14 Defensive Rebounds: 14 Connor Vanover vs North Texas (11/28/20)

• ASSISTS •

Had 10 Assists: 10 by Jalen Harris at Missouri (02/12/19)
 Had 15 Assists: 15 by Dontell Jefferson vs. Portland State (11/18/05)
RECORD: 15 by Dontell Jefferson vs. Portland State (11/18/05)

• STEALS •

Had 5 Steals: 5 Isaiah Joe vs Texas Southern (11/19/19)
 Had 6-7 Steals: 6 Isaiah Joe at Georgia Tech (11/25/19)
 Had 8-9 Steals: 9 Robert Shepard at Arizona (12/06/92)
RECORD: 9 by Robert Shepard at Arizona (12/06/92)

• BLOCKED SHOTS •

Had 5 Blocks: 5 Adrio Bailey vs Valpo (12/21/19)
Had 6-9 Blocks: 6 Connor Vanover vs North Texas (11/28/20)
 Had 10 Blocks: 10 Steven Hill vs. Texas State (12/06/05)
RECORD: 10 Steven Hill vs. Texas St. (12/06/05) & Oliver Miller vs. Texas (02/04/90)

• TURNOVERS •

Committed 5-9 Turnovers: 7 Mason Jones vs South Carolina (01/29/20)
 Committed 10 Plus Turnovers: 10 Courtney Fortson at South Carolina (02/21/09)

• MINUTES PLAYED •

38 Minutes (Regulation): 38:00 Mason Jones at Alabama (02/01/20)
 39 Minutes (Regulation): 39:31 Isaiah Joe at Georgia (02/29/20)
 40 Minutes (Regulation): Jimmy Whitt Jr. at LSU (01/08/20) & vs TCU (01/25/20)
 40 Minutes (OT): 40:00 Jimmy Whitt Jr., at Missouri (02/08/20)
 45 Plus Minutes: 47 by BJ Young vs. Auburn (01/16/13)

• MISCELLANEOUS •

2 Players Scored 20+ Pts In Same Game: Mason Jones (22) & Desi Sills (20) vs Vanderbilt (03/11/20)
 3 Players Scored 20+ Pts in Same Game: at Georgia (02/29/20)
 Mason Jones (26), Isaiah Joe (26) & Desi Sills (21)
 2 Players Scored 20+ Pts In Back-To-Back Gms: Jones (37/26) & Joe (22/26) vs. Tennessee (02/26/20) and at Georgia (02/29/20)
 2 Players Scored 20+ Pts In 3 Straight: Jones (41/20/21) & Joe (20/21/24) vs Tulsa (12/14/19), Valpo (12/21/19) and Indiana (12/29/19)
 8 Players Scored in Double Digits: Mississippi Valley State (11/25/20)
 Vanover (25), Sills (19), Moody (16), Jackson (15), Robinson (15), Smith (13), Notae (13), Tate (2)
 Scored 20 or More Points in Five-Plus Consecutive Games: (5) by Mason Jones 37, 26, 36, 30, 22 (02/26/20 to 03/11/20)
 Scored 20 or More Points in 10-Plus Consecutive Games: (11) by Todd Day 20, 23, 26, 26, 22, 31, 23, 21, 27, 21, 20 (12/01/90 to 01/12/91)
 Scored 30 or More Points in 3 Straight Games: Mason Jones (only Razorback) 34 vs. S. Carolina (01/29/20), 30 at Alabama (02/01/20), 40 vs Auburn (02/04/20)
 Most Points in Back-To-Back Games: 82 by Martin Terry 35 at TCU (02/20/73) and 47 vs. SMU (02/24/73)
 Consecutive Free Throws Made: 48 by Ricky Medlock (20 gms; 12/21/74 to 03/04/75)
 Double-Double: Pts/Rebs: Jimmy Whitt Jr. (26 & 15) vs LSU (03/04/20)
 Double-Double: Pts/Assists: Jalen Harris (11 & 10) vs. UTSA (12/15/18)
 Two Players with Double-Double in Same Game: vs. UTSA (12/15/18)
 Daniel Gafford (13 pts, 14 rebs) and Jalen Harris (11 pts, 10 assists)
 Had 5-Plus Assists in 5-Plus Consecutive Games: (6) by Jalen Harris 11, 6, 10, 12, 7, 10 (11/21/81 thru 12/15/18)
 Had 10 or More Assists in Back-to-Back Games: Jalen Harris 10 vs. FIU (12/01/18) and 12 at Colorado State (12/05/18)
 Three-Plus Players with 5-Plus Assists in a Game: vs. Montana State (11/21/18)
 Jalen Harris (11), Isaiah Joe (5) and Desi Sills (5)
 Had 5 or More Steals in Back-to-Back Games: Ronnie Brewer 5 vs. Western Illinois (01/01/06) and 5 vs. Mississippi State (01/07/06)

LAST TIME AN OPPONENT PLAYER...

• SCORING •

Scored 25 Points: 25 Wendell Mitchell at Texas A&M (03/07/20)
 Scored 30 Points: 30 Saben Lee vs Vanderbilt (03/11/20)
 Scored 40 Points: 45 Jodie Meeks vs. Kentucky (02/14/09)
Scored 50 Points: 56 Oscar Robertson vs. Cincinnati (03/15/58) (on record)

• FIELD GOALS MADE •

Made 15 Field Goals: 17 (17-24) Jodie Meeks vs. Kentucky (02/14/09)
Made 20 Field Goals: 21 Oscar Robertson vs. Cincinnati (03/15/58) (on record)

• FIELD GOALS ATTEMPTED •

Attempted 20 Field Goals: 22 (11-22) Braden Shackelford at Alabama (02/01/20)
 Attempted 25 Field Goals: 28 (11-28) Devan Downey vs. South Carolina (02/17/10)

• FIELD GOAL PERCENTAGE •

Shot 100% FG (Min. 7 att): Adam Wing (8-8) vs. Evansville (12/08/15)

• 3-POINTERS MADE •

Made 7 3-pointers: 7 (7-15) Tyler Hall vs. Montana State (11/21/18)
 Made 10 3-pointers: 10 (10-19) Lance Weems at Auburn (01/06/96)

• 3-POINTERS ATTEMPTED •

Attempted 15 3-pointers: 15 (7-15) Tyler Hall vs. Montana State (11/21/18)
 Attempted 20 3-pointers: 22 (5-22) Jeff Fryer vs. Loyola Marymount (03/16/89)

• FREE THROWS MADE •

Made 10 Free Throws: 11 (11-13) Saben Lee vs Vanderbilt (03/11/20)
 Made 15 Free Throws: 15 (15-17) Keyontae Johnson at Florida (02/18/20)

• FREE THROWS ATTEMPTED •

Attempted 15 Free Throws: 17 (15-17) Keyontae Johnson at Florida (02/18/20)
 Attempted 20 Free Throws: 24 (18-24) Frank Williams vs. Illinois (12/08/01)

• FREE THROW PERCENTAGE •

Shot 100% FT (min 10 att): 14-14 Grant Williams at Tennessee (01/15/19)

• REBOUNDS •

Grabbed 15-19 Rebounds: 18 Kevin Samuel vs TCU (01/25/20)
 Grabbed 20 Rebounds: 20 Antonio McDyess vs. Alabama (03/11/95)
 • Grabbed 10 Offensive Rebounds: 11 Tyler Davis at Texas A&M (01/30/18)
 • Grabbed 10 Defensive Rebounds: 11 Kevin Samuel vs TCU (01/25/20)

• ASSISTS •

Had 10 Assists: 11 Tremont Waters vs. LSU (01/12/19)
 Had 13 Assists: 13 Chuck Evans at Mississippi State (01/27/93) (on record)

• STEALS •

Had 5 Steals: 6 Alpha Diallo at Providence (03/19/19)
 Had 8 Steals: 8 Terry Conerway vs. Texas State (12/21/02)

• BLOCKED SHOTS •

Had 6-9 Blocks: 7 Stefan Moody at Ole Miss (02/13/16)
 Had 10 Plus Blocks: 10 P.J. Roberson vs. Grambling State (11/26/11)

• **TURNOVERS** •

Committed 5-9 Turnovers: **6 Terry Collins vs Miss Valley State (11/25/20)**
Committed 10 Plus Turnovers: 12 Devin Gibson vs. UTSA (12/12/07)

LAST TIME ARKANSAS HIGHS...

• **SCORING** •

Scored 100-119 Points: 104 vs. Oral Roberts (12/19/17)
Scored 120-Plus Points: 142 vs. Mississippi Valley State (11/25/20)
Scored 50 Points in 1st Half: 61 vs Miss Valley State (11/25/20)
Scored 50 Points in 2nd Half: 81 vs Miss Valley State (11/25/20)
Scored 60 or More Points in a Half: 61 (1st) vs. Miss Valley State (11/25/20)
Scored 70 or More Points in a Half: 71 (1st) vs. Alcorn (11/13/09)
Scored 80 or More Points in a Half: 81 (2nd) vs. Miss Valley State (11/25/20)
Most Points in a Half: 88 (2nd) vs. U.S. International (12/09/89)

• **FIELD GOALS MADE** •

Made 30 Field Goals: 31 (31-54) vs Vanderbilt (01/15/20)
Made 40 Field Goals: 48 (48-69) vs. Miss Valley State (11/25/20)
Made 50 Field Goals: 57 (57-99) vs. Troy (12/10/96)
RECORD: 68 (68-101) vs. U.S. International (12/09/89)

• **FIELD GOALS ATTEMPTED** •

Attempted 70 Field Goals: 71 (31-71) vs Texas Southern (11/19/19)
Attempted 80 Field Goals: 86 (48-86) vs Miss Valley State (11/25/20)
Attempted 90 Field Goals: 99 (57-99) vs. Troy (12/10/96)
Attempted 100 Field Goals: 101 (68-101) vs. US International (12/09/89)
RECORD: 101 (68-101) vs. U.S. International (12/09/89)

• **FIELD GOAL PERCENTAGE** •

Shot 60% FG: 60.9 (42-69) vs. FIU (12/01/18)
Shot 70% or Better FG: 72.7 (32-44) vs. Alabama State (12/21/83)
RECORD: 79.4 (27-34) vs. Texas Tech (1979)

• **3-POINTERS MADE** •

Made 15 3-pointers: 16 (16-24) vs. Mississippi State (01/09/16)
Made 20 3-pointers: 20 (20-40) vs Miss Valley State (11/25/20)
RECORD: 21 (21-37) vs. Troy (12/10/96)

• **3-POINTERS ATTEMPTED** •

Attempted 25 3-pointers: 28 (12-28) vs Vanderbilt (03/11/20)
Attempted 30 3-pointers: 32 (14-32) at Texas A&M (03/07/20)
Attempted 40 3-pointers: 40 (20-40) vs Miss Valley State (11/25/20)
RECORD: 54 (19-54) vs. North Texas (12/30/98)

• **3-POINT PERCENTAGE** •

Shot 50% 3PT FG (min. 15 att): 50.0 (20-40) vs Miss Valley State (11/25/20)
Shot 60% or Better 3PT FG (min. 15 att): 61.1 (11-18) at Vanderbilt (03/06/19)
RECORD (min. 15 att): 66.7 (16-24) vs. Mississippi State (01/09/16)

• **FREE THROWS MADE** •

Made 20 Free Throws: 26 (26-33) vs Miss Valley State (11/25/20)
Made 30 Free Throws: 36 (36-54) vs LSU (03/04/20)
Made 40 Free Throws: 41 (41-49) at Kentucky (01/25/92)
RECORD: 48 (48-53) vs. Ole Miss (01/17/04)

• **FREE THROW ATTEMPTS** •

Attempted 40 Free Throws: 40 (26-40) vs South Carolina (01/29/20)
Attempted 50 Free Throws: 54 (36-54) vs LSU (03/04/20)
Attempted 60 Free Throws: 65 vs. TCU (1955)
RECORD: 65 vs. TCU (1955)

• **FREE THROW PERCENTAGE** •

Shot 80% FT (min. 10 att): 81.8 (27-33) vs Tennessee (02/26/20)
Shot 90% or Better FT (min. 10 att): 94.4 (17-18) at LSU (01/08/20)
RECORD (min 10 att): 100 3x - Best 16-16 at Kentucky (02/27/14)

• **REBOUNDS** •

Grabbed 40 Rebounds: 40 vs North Texas (11/28/20)
Grabbed 50 Rebounds: 50 vs. FIU (12/01/18)
Grabbed 55-Plus Rebounds: 58 vs Miss Valley State (11/25/20)
RECORD: 77 vs. Jackson State (01/22/02)

• **ASSISTS** •

Had 25 Assists: 26 vs Miss Valley State (11/25/20)
Had 30 Assists: 32 vs. Jackson State (11/22/96)
Had 40 Assists: 40 vs. Troy (12/10/96)
RECORD: 47 vs. U.S. International (12/09/89)

• **STEALS** •

Had 15 Steals: 15 at Georgia Tech (11/25/19)
Had 20 Steals: 24 vs. Maryland-Eastern Shore (01/02/01)
Had 25 Steals: 26 vs. Louisiana-Monroe (11/25/00)
RECORD: 26 vs. Louisiana-Monroe (11/25/00)

• **BLOCKED SHOTS** •

Had 10 Blocks: 10 vs Texas Southern (11/19/19)
Had 13 Blocks: 14 vs. Georgia (01/29/19)
Had 15 Blocks: 15 vs. South Alabama (12/30/91)
RECORD: 18 vs. Missouri (12/05/95)

• **MOST TURNOVERS** •

Had 20 Turnovers: 20 vs Austin Peay (12/03/19)
Had 25 Turnovers: 25 at South Carolina (02/21/09)
Had 30 Turnovers: 32 vs. Providence (11/16/07)
RECORD: 32 vs. Providence (11/16/07)

• **FOULS** •

Committed 25 Fouls: 29 at Texas A&M (03/07/20)
Committed 30 Fouls: 32 at Missouri (02/08/20)
RECORD: 38 vs. Missouri (12/04/61)

LAST TIME ARKANSAS LOWS...

• **SCORING** •

Held to 40-45 Points: 43 at Florida (01/22/11)
Held to 46-49 Points: 46 at Mississippi State (02/09/16)
Held to 50-55 Points: 50 vs. Florida (03/14/19)
Held to 56-59 Points: 59 at Florida (02/18/20)
Held to 19 Points or Less in a Half: 18 (1st half) vs. Vanderbilt (02/07/17)

• **FIELD GOALS** •

Held to Below 20 Field Goals Made: 15 (15-49) at Tennessee (02/11/20)

• **FIELD GOAL PERCENTAGE** •

Held to 20-29% FG: 27.9 (17-61) vs. South Carolina (02/03/15)
Held to 30-35% FG: .333 (19-57) vs Kentucky (01/18/20)

• **3-POINTERS** •

Did not Make a 3-pointer: 0 (0-2) at Texas (01/07/89)
Held to 1-4 3-PT FG Made: 3 (3-16) at Florida (02/18/20)
Held to 5-9 3-PT FG Made: 7 (7-21) vs LSU (03/04/20)
Attempted Single-Digit 3-pointers: 9 (6-9) vs TCU (01/12/20)

• **3-POINT PERCENTAGE** •

Shot 10% or Worse 3PT FG: 10.0 (1-10) at Mississippi State (02/09/16)
Shot 11-19% 3PT FG: 16.7 (3-18) vs Northern Kentucky (11/29/19)

• **FREE THROWS** •

Made Single Digit Free Throws: 6 (6-11) at Miss State (01/22/20)
Attempted Single Digit Free Throws: 9 (7-9) vs. Georgia Tech (12/19/18)

• **FREE THROW PERCENTAGE** •

Shot 40-49% FT: 40.0 (6-15) at Florida (01/17/18)
Shot Below 40% FT: 26.7 (4-15) at Texas A&M (01/09/13)

• **REBOUNDING** •

Had 19 or Fewer Rebounds: 19 at Missouri (03/05/13)
Had 20-25 Rebounds: 25 at Texas A&M (03/07/20)

• **ASSISTS** •

Held to 6 Assists or less: 6 at Tennessee (02/11/20)

• **STEALS** •

Had No Steals: **None on record**
Had 1 Steal: 1 vs Florida (03/09/18)
Had 2-4 Steals: 4 vs Mississippi State (02/15/20)

• **BLOCKED SHOTS** •

Had No Blocked Shots: 0 vs Missouri (1/23/19)

• **FEWEST TURNOVERS** •

Had 1-4 Turnovers: 4 vs Georgia (01/29/19)
Had 5-9 Turnovers: 5 vs LSU (03/04/20)

• **FOULS** •

Had Single Digit Fouls: 9 vs LSU (02/17/07)

ARKANSAS MISCELLANEOUS...

Played in an OT game:	02/08/20 at Missouri	L, 79-83 (OT)
Played in a 2OT game:	01/23/18 at Georgia	W, 80-77 (2 OT)
Played in a 3OT game:	02/09/80 vs. Houston	L, 90-84 (3 OT)
Beat AP team ranked 21-25:	03/09/18 vs. #23 Florida (SEC)	W, 80-72
Beat AP team ranked 16-20:	02/02/19 at #19 LSU	W, 90-89
Beat AP team ranked 11-15:	02/27/18 vs. #14 Auburn	W, 91-82
Beat AP team ranked 6-9:	12/30/17 vs. #9 Tennessee	W, 95-93 (OT)
Beat AP team ranked 2-5:	01/27/16 vs. #5 Texas A&M	W, 74-71
Beat AP team ranked #1:	02/12/84 vs. #1 North Carolina (PB)	W, 65-64
Beat AP Top 25 team on road:	02/02/19 at #19 LSU	W, 90-89
Beat AP Top 10 team on road:	02/09/94 at #4 Kentucky	W, 90-82

LAST TIME AN OPPONENT HIGHS...

• SCORING •

Scored 100 Points: 106 at Tennessee (01/15/19)
 Scored 110 Points: 117 at Ole Miss (12/10/73)
 Scored 50 Points in 1st Half: 55 at Tennessee (01/15/19)
 Scored 50 Points in 2nd Half: 56 vs LSU (03/04/20)
 Scored 60 or More Points in a Half: 60 (1st half) vs. Alabama (0228/96)

• FIELD GOALS MADE •

Made 30 Field Goals: 31 (31-70) vs LSU (03/04/20)
 Made 40 Field Goals: 40 (40-68) by Texas (01/05/10)
 Made 45 Field Goals: 45 (45-80) vs. Pittsburgh (12/29/86)

• FIELD GOALS ATTEMPTED •

Attempted 70 Field Goals: 70 (31-70) vs LSU (03/04/20)
 Attempted 80 Field Goals: 83 (31-83) by FIU (12/01/018)

• FIELD GOAL PERCENTAGE •

Shot 60% FG: 61.1 (15-23) vs. Auburn (02/17/16)
 Shot 65% FG: 67.7 (4-65) vs. North Carolina (03/23/08)
 Shot 69% FG: 69.8 (37-53) at Auburn (01/14/95)

• 3-POINTERS MADE •

Made 15 3-pointers: 15 (15-30) at LSU (02/03/18)
 Made 17 3-pointers: 17 (17-33) at Auburn (02/20/19)

• 3-POINTERS ATTEMPTED •

Attempted 25 3-pointers: 27 (11-27) vs LSU (03/04/20)
 Attempted 30 3-pointers: 31 (8-31) vs Auburn (02/04/20)
 Attempted 35 3-pointers: 39 (13-39) by Miss Valley State (11/25/20)

• 3-POINT PERCENTAGE •

Shot 50% 3PT FG (min 15 att): 51.5 (17-33) at Auburn (02/20/19)
 Shot 60% or Better 3PT FG (min 15 att): 62.7 (10-15) at South Carolina (02/09/19)

• FREE THROWS •

Made 20 Free Throws: 21 (21-28) vs Vanderbilt (03/11/20)
 Made 30 Free Throws: 34 (34-44) at Missouri (02/08/19)
 Made 40 Free Throws: 40 (40-50) vs. UMass (11/25/94)

• FREE THROW ATTEMPTS •

Attempted 35 Free Throws: 38 (32-38) at LSU (02/02/19)
 Attempted 40 Free Throws: 44 (34-44) at Missouri (02/08/18)
 Attempted 50 Free Throws: 50 (39-50) vs. South Carolina (03/11/04)

• FREE THROW PERCENTAGE •

Shot 80% FT (min. 10 att): .840 (21-25) at Florida (02/18/20)
 Shot 90% or Better FT (min. 10 att): .962 (25-26) at Ole Miss (01/11/20)

• REBOUNDING •

Grabbed 45 Rebounds: 47 vs Kentucky (01/218/19)
 Grabbed 50 Rebounds: 52 at Missouri (02/08/20)
 Grabbed 55-Plus Rebounds: 56 vs. Georgia (01/29/19)
 Grabbed 20 Offensive Rebounds: 23 at LSU (01/08/20)

• ASSISTS •

Had 25 Assists: 25 vs. Louisville (11/17/09)
 Had 30 Assists: 30 at UAB (01/27/90)

• STEALS •

Had 15 Steals: 15 at LSU (02/24/10)
 Had 18 Steals: 18 vs. Alcorn State (12/02/95)

• BLOCKED SHOTS •

Had 10 Blocks: 10 at Tennessee (01/22/14)
 Had 13 Blocks: 13 at Mississippi State (01/14/10)

• MOST TURNOVERS •

Had 20 Turnovers: 21 vs Miss Valley State (11/25/20)
 Had 25 Turnovers: 27 vs Rice (11/05/19)
 Had 30 Turnovers: 30 vs. Louisiana-Monroe (12/31/04)

• FOULS •

Committed 30-plus Fouls: 35 vs LSU (03/04/20)
RECORD: 36 vs. Centenary (12/04/82)

LAST TIME AN OPPONENT LOWS

• SCORING •

Held to 30-39 Points: 33 vs. Vanderbilt (01/12/13)
 Held to 40-45 Points: 43 vs North Texas (11/12/19)
 Held to 46-49 Points: 46 vs Montana (11/16/19)
Held to 50-55 Points: 54 vs North Texas (11/28/20)
 Held to 56-59 Points: 55 vs Vanderbilt (01/15/20)
 Held to 19 Points or Less in a Half: 18 vs Montana (11/16/19)

• FIELD GOAL PERCENTAGE •

Held to 21% or Worse FG: .2097 (13-62) vs. Jackson State (11/22/02)
 Held to 20-29% FG: .286 (16-56) vs Rice (11/05/19)
Held to 30-35% FG: .319 (23-72) vs Miss Valley State (11/25/20)

• 3-POINTERS •

Did not Make a 3-pointer: 0 (0-10) by Mississippi State (02/07/15)
 Held to 1-4 3-PT FG Made: 4 (4-17) vs Tennessee (02/26/20)
 Held to 5-9 3-PT FG Made: 6 (6-24) vs Vanderbilt (03/11/20)

• 3-POINT PERCENTAGE •

Shot 10% or Worse 3PT FG: 8.0 (2-25) vs Rice (11/05/19)
Shot 11-19% 3PT FG: 15.4 (2-13) vs North Texas (11/28/20)

• FREE THROWS •

Made 1-5 Free Throws: 3 (3-6) vs Miss Valley State (11/25/20)
 Made 6-9 Free Throws: 7 (7-11) vs Valpo (12/21/19)

• FREE THROW ATTEMPTS •

Attempted Single Digit Free Throws: 7 (3-6) vs Miss Valley State (11/25/20)

• FREE THROW PERCENTAGE •

Shot 40-49% FT: 47.4 (9-19) vs. Auburn (02/17/16)
 Shot Below 40% FT: 38.1 (8-21) vs. Texas State (12/22/18)

• REBOUNDING •

Had 19 or Fewer Rebounds: 19 vs. Missouri-Kansas City (12/02/06)
 Had 20-25 Rebounds: 25 at Texas Tech (01/26/19)

• ASSISTS •

Held to Single Digit Assists: 8 vs Vanderbilt (03/11/20)

• STEALS •

Had No Steals: 0 vs Vanderbilt (01/15/20)
 Had 1 Steal: 1 at Florida (01/17/18)
Had 2-4 Steals: 3 vs Miss Valley State (11/25/20)

• BLOCKED SHOTS •

Had No Blocked Shots: 0 vs Austin Peay (12/03/19)

• FEWEST TURNOVERS •

Had Single Digit Turnovers: 9 at Providence (03/19/19)

• FOULS •

Had Single Digit Fouls: 8 at Michigan (12/08/12)
 Committed 10-14 Fouls: 15 at Texas A&M (03/07/20)

