

Outdoor Recreation Satellite Account (ORSA)

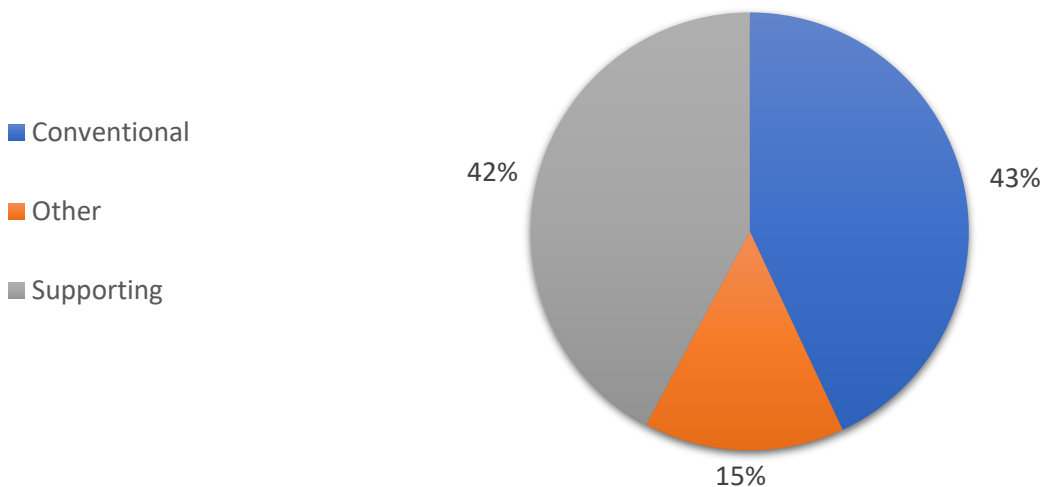


2022—Arkansas

Value added [gross domestic product]		Employment		Compensation	
ORSA total	Share of state	ORSA total	Share of state	ORSA total	Share of state
\$4.1 billion	2.5%	43,422 jobs	3.3%	\$1.9 billion	2.1%

Value Added by Select ORSA Activity [Thousands of dollars]				
Activity	2020	2021	2022	State rank
Boating / fishing	415,954	442,609	452,703	23
RVing	160,858	265,439	278,564	34
Hunting / shooting / trapping	124,289	126,838	134,305	29
Equestrian	91,287	95,940	102,497	23
Motorcycling / ATVing	48,038	79,783	90,133	34
Climbing / hiking / tent camping	40,907	40,881	47,843	31
Recreational flying	16,974	19,383	25,724	34
Snow activities	11,702	10,323	21,363	38
Bicycling	16,819	18,482	18,027	27

Value-Added Composition of Outdoor Recreation Activities



Conventional ORSA activities include traditional outdoor activities, such as camping, hiking, boating, and hunting.

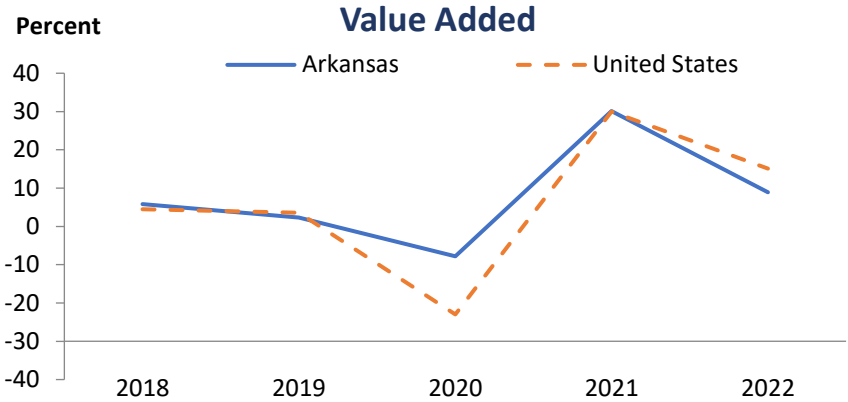
Other ORSA activities include those that take place outside, such as gardening and outdoor concerts.

Supporting ORSA activities are those that contribute to the core activities and include such things as construction, travel and tourism, local trips, and government expenditures.

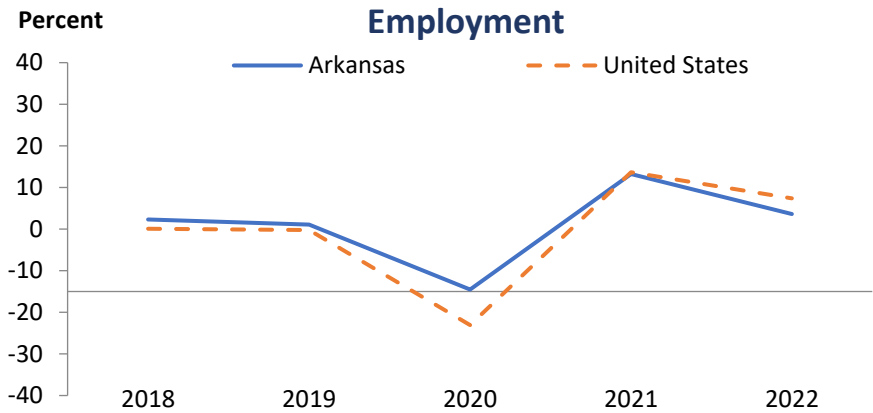
Outdoor Recreation Satellite Account (ORSA)



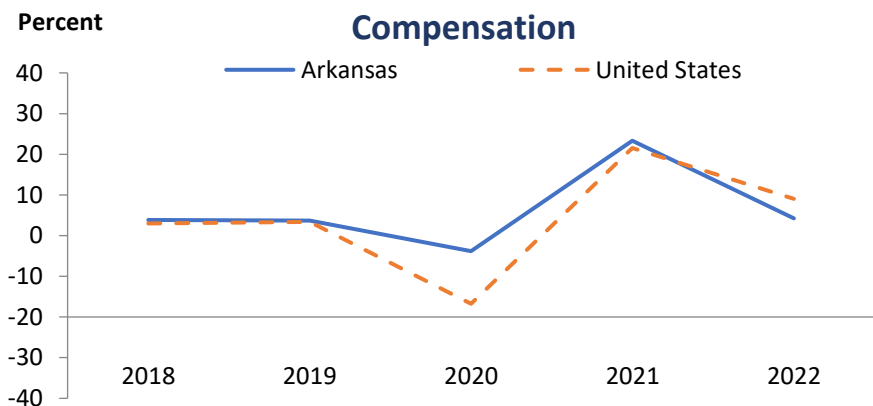
In 2022, Arkansas ranked 34th among all states in ORSA value added and 48th among all states in ORSA value-added growth. Since 2021, ORSA value added has grown 8.9 percent in Arkansas, compared with an increase of 15.1 percent for the United States.



In 2022, Arkansas ranked 34th among all states in ORSA employment and 47th among all states in ORSA employment growth. Since 2021, ORSA employment has grown 3.6 percent in Arkansas, compared with an increase of 7.4 percent for the United States.



In 2022, Arkansas ranked 34th among all states in ORSA compensation and 49th among all states in ORSA compensation growth. Since 2021, ORSA compensation has grown 4.3 percent in Arkansas, compared with an increase of 9.1 percent for the United States. Average compensation per wage-and-salary job in Arkansas ORSA industries was \$43,102 in 2022, compared with \$66,248 for all salaried jobs in the state.



ORSA value added consists of the gross output of an industry less its intermediate inputs; the contribution of an industry to gross domestic product.

ORSA employment consists of all wage-and-salary jobs in which workers are engaged in the production of ORSA goods and services.

ORSA compensation consists of the remuneration (including wages and salaries as well as benefits, such as employer contributions to pension and health funds) payable to employees in return for their ORSA work during a given year.