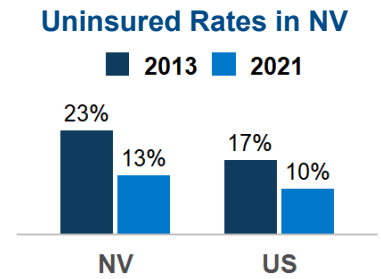
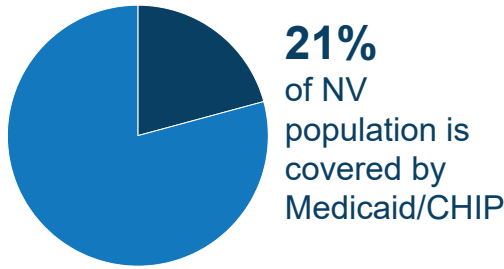
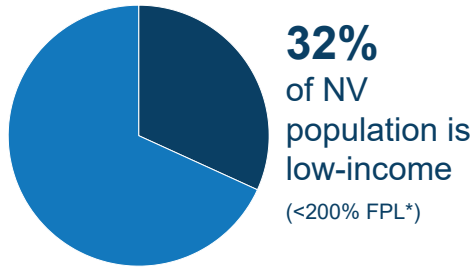


**895,847** enrolled in NV Medicaid



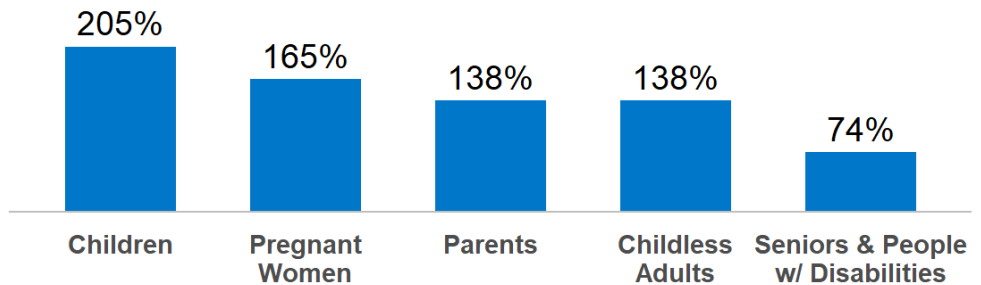
## NV Expansion Status:

**Adopted**

**Adults in  
Expansion Group:**

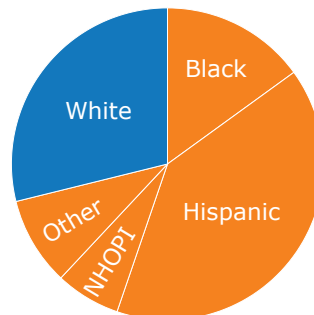
**362,000**

## Eligibility Levels as a % of FPL\*



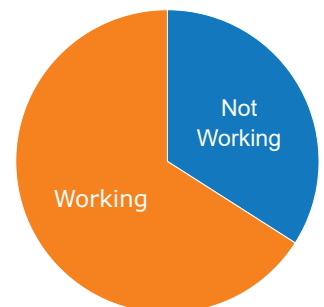
\*100% of Federal Poverty Level (FPL): \$24,860 for a family of three; \$14,580 for an individual

## In NV, Medicaid Covers:

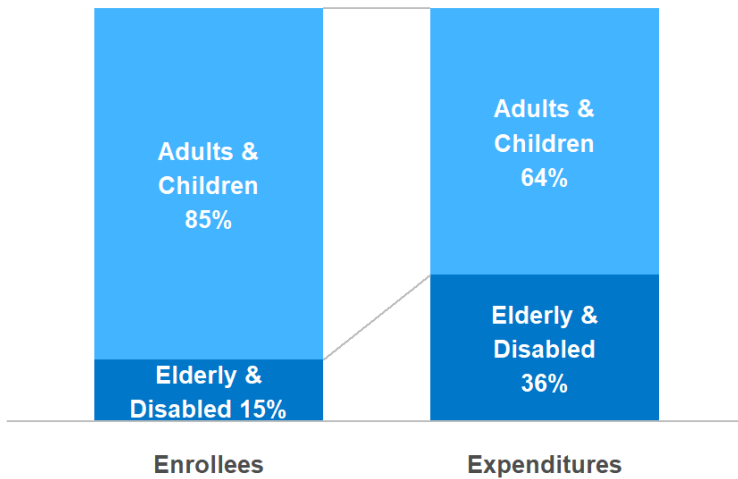


**71%**  
of non-elderly  
Medicaid enrollees  
in NV are people of  
color

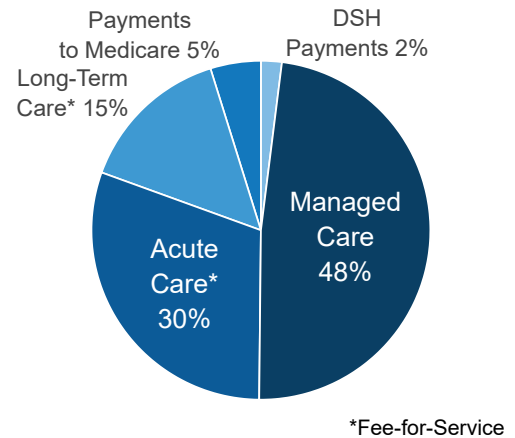
**66%**  
of adults in NV on  
Medicaid are  
working



## Medicaid Enrollees & Expenditures in NV



## Total NV Medicaid Spending by Service: \$4.8 billion

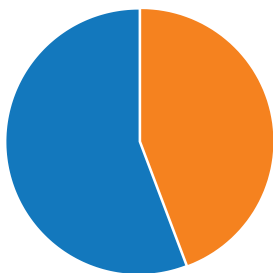
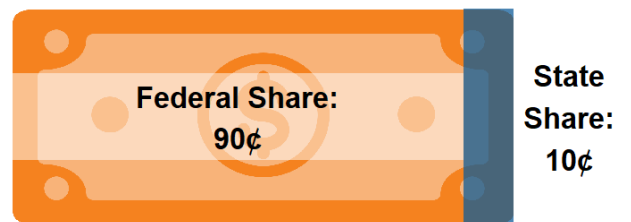


\*Fee-for-Service

In NV, the federal government pays **61%** of the cost of traditional Medicaid plus a 5 percentage point increase tied to the unwinding of the continuous enrollment provision that phases down and ends on December 31st, 2023



The federal government pays **90%** of the cost of the Medicaid expansion

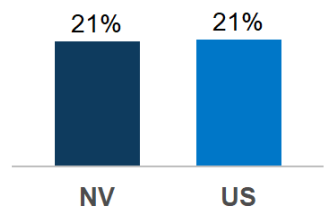


**44%**  
of births in  
NV were  
covered by  
Medicaid

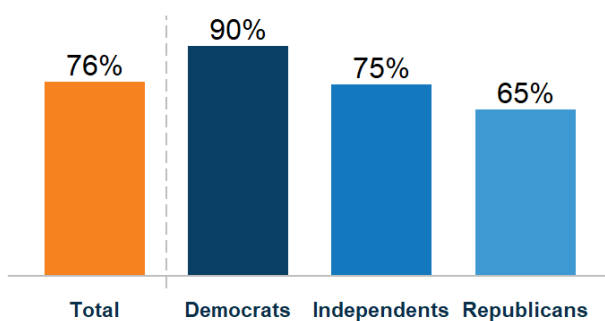
Nevada **has adopted** the Medicaid 12-month postpartum coverage extension

Nevada **does not provide** 12-months of continuous Medicaid eligibility for children

## Medicaid Coverage of Women Ages 15–49



## National Share of Those that Hold Favorable Views of Medicaid



## National Access Measures

